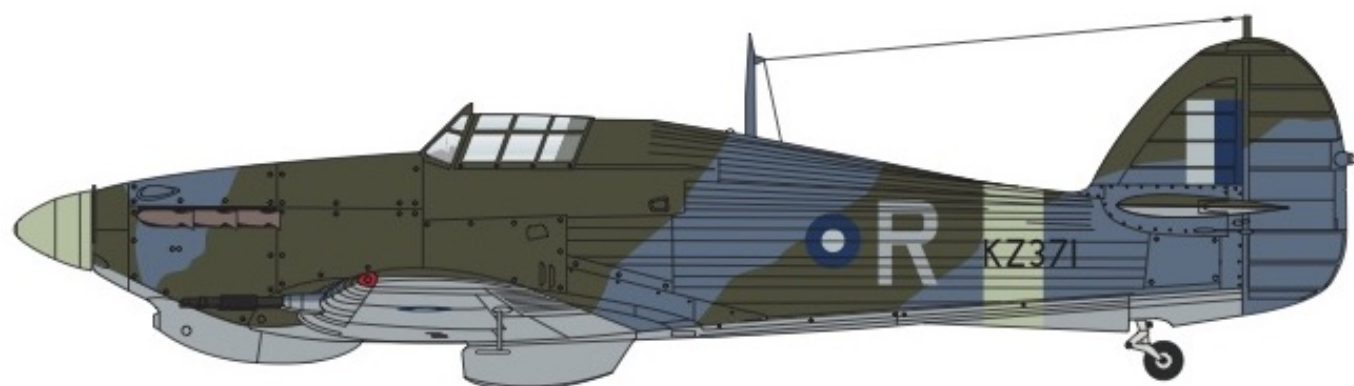
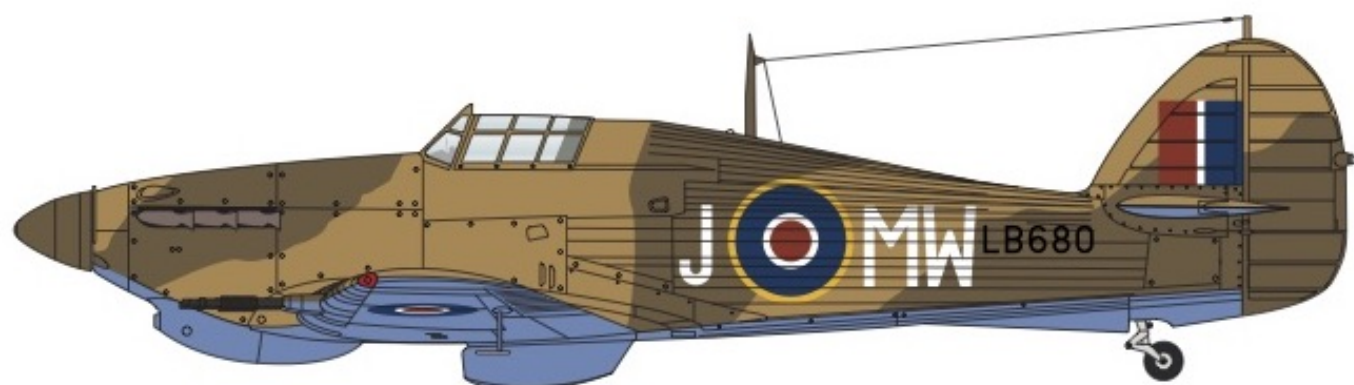


Hawker Hurricane Mk.IIc Trop Collection



For the best results these decals should be applied to a gloss surface such as provided by either Xtracolor or Xtracrylix paints. Cut out the decal required and soak in warm water until the decal is released from the backing paper. Wet the area to be decaled with MICRO SET which will help to eliminate air trapped under the decal and position the decal.

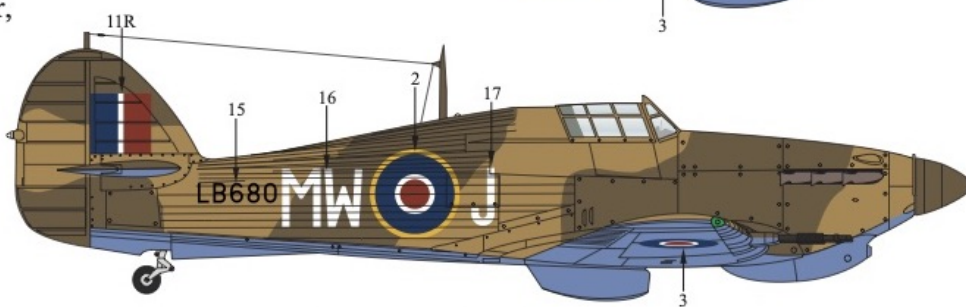
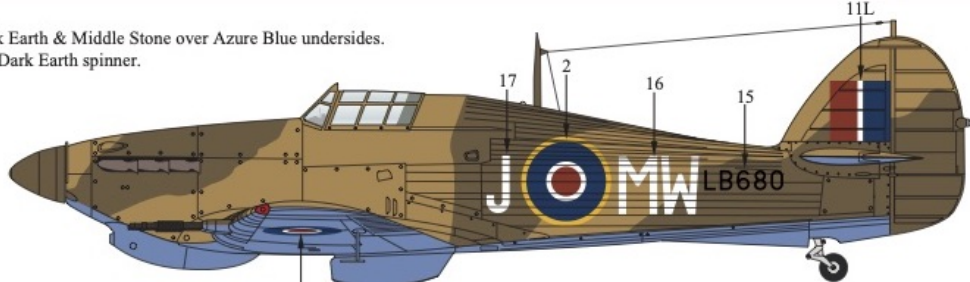
After 5 or 10 minutes wet the decal with MICRO SOL which will soften the decal and ensure that it settles down over any surface detail. Allow the decal to dry for at least 12 hours. During this time some wrinkling of the decal may occur, this is normal. Do not touch the decal at this time.

Carefully check for small air bubbles and if there are any prick with a needle and apply a drop of MICRO SOL. After all air bubbles have been eliminated and the decals are dry wash the entire model with water to remove any excess decal adhesive.

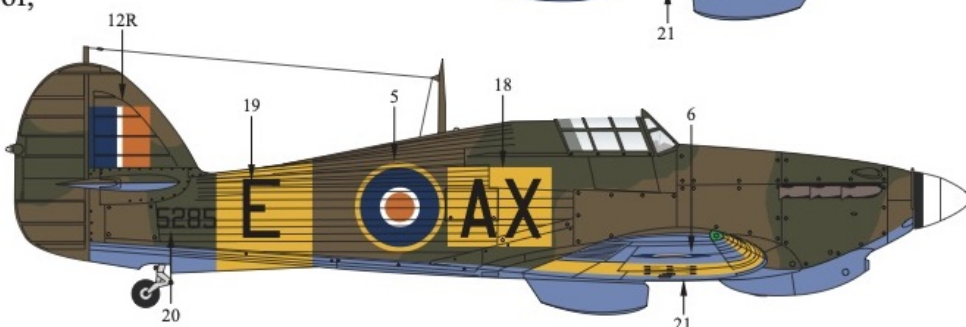
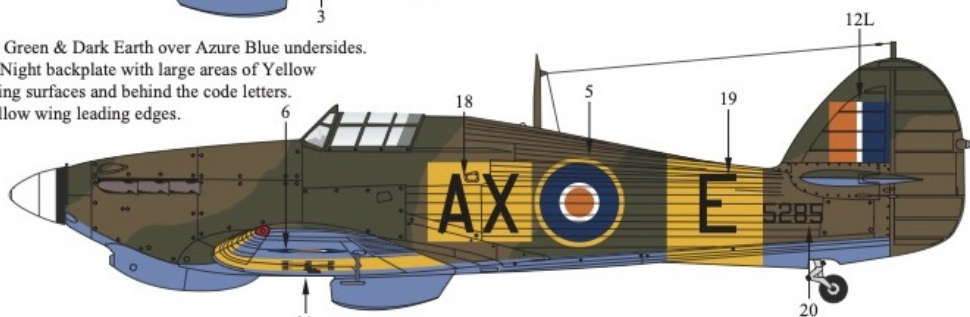
When completely dry the whole model should be sprayed with a coat of Xtracolor or Xtracrylix Flat, Satin or Gloss varnish depending on the finish required.

Store in a cool dry place, avoid sunlight, dampness or extremes of temperature and/or humidity.

Temperate Desert Scheme of Dark Earth & Middle Stone over Azure Blue undersides.
 Dark Earth spinner.

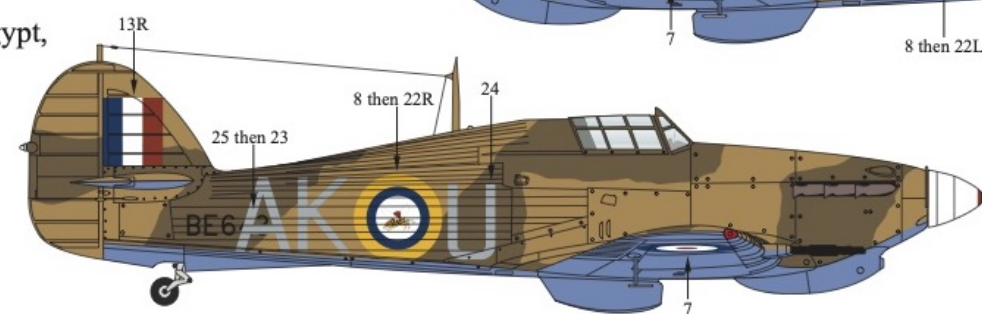
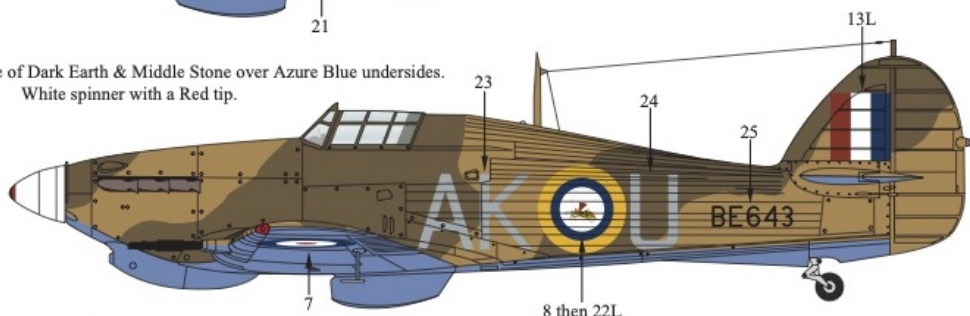


Camouflage Scheme of Dark Green & Dark Earth over Azure Blue undersides.
 White spinner with a Night backplate with large areas of Yellow
 across the main wing surfaces and behind the code letters.
 Yellow wing leading edges.



Modellers Note:
 The cannons on this airframe
 were completely removed.

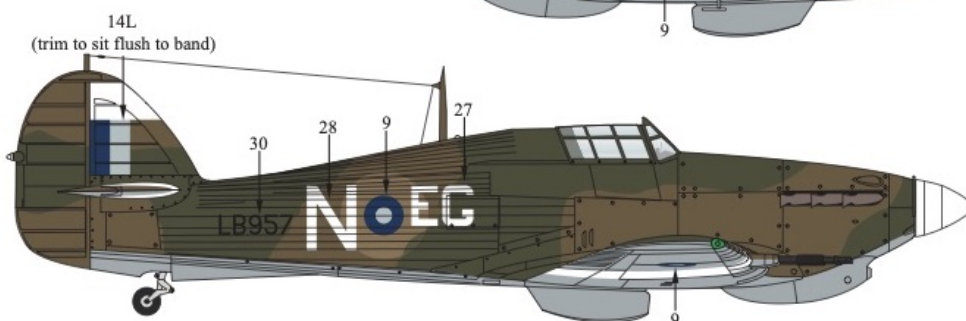
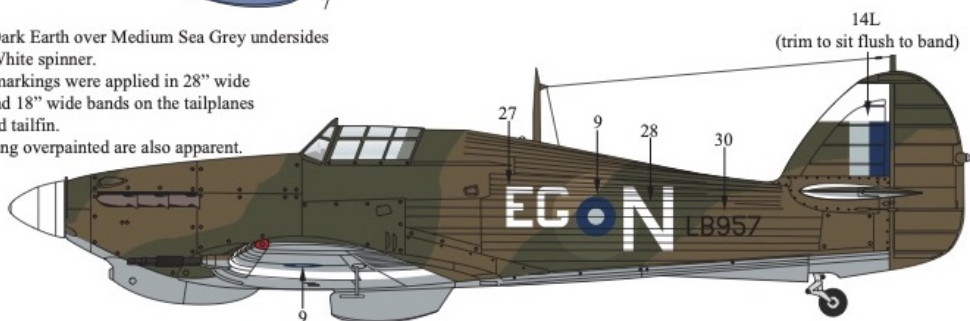
Temperate Desert Scheme of Dark Earth & Middle Stone over Azure Blue undersides.
 White spinner with a Red tip.



Camouflage Scheme of Dark Green & Dark Earth over Medium Sea Grey undersides
 with a White spinner.

White theatre identification markings were applied in 28" wide
 bands on the wing surfaces and 18" wide bands on the tailplanes
 and tailfin.

Signs of original insignia being overpainted are also apparent.

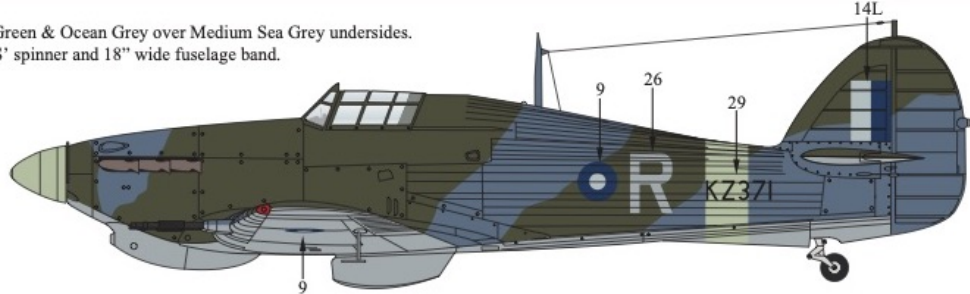


Hawker Hurricane Mk.IIc Trop,
 LB680, 'MW.J'
 of 7 (Battleaxes) Squadron,
 Indian Air Force,
 based at Peshawar,
 Pakistan,
 December,
 1944.

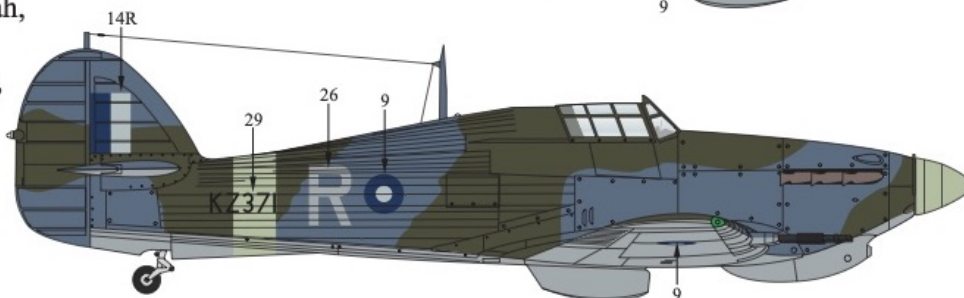
Hawker Hurricane Mk.IIc
 5285, 'AX.E'
 of 'A Flight'
 11 OTU,
 South African Air Force
 based at Waterkloof,
 Air Base,
 South Africa,
 1945.

Hawker Hurricane Mk.IIc,
 BE643, 'AK.U'
 flown by Pilot Officer
 A. U. Houle of 213 Squadron,
 Royal Air Force,
 based at Edku, Egypt,
 April, 1942.


Hawker Hurricane Mk.IIc,
 BE643, 'EG.N'
 of 34 Squadron,
 Royal Air Force,
 based at Palel,
 India
 1944.



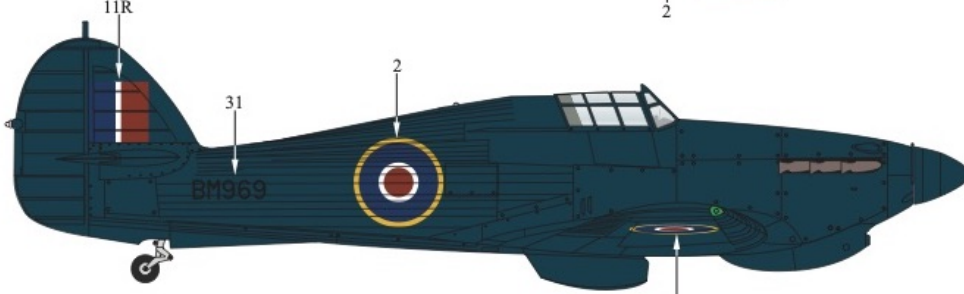
Hawker Hurricane Mk.IIc Trop,
 KZ371, 'R'
 of 1 (The Tigers) Squadron,
 Indian Air Force,
 based at Miranshah,
 North West
 Frontier Province,
 Late,
 1943.



Overall Glossy 'Bosun Blue' finish.



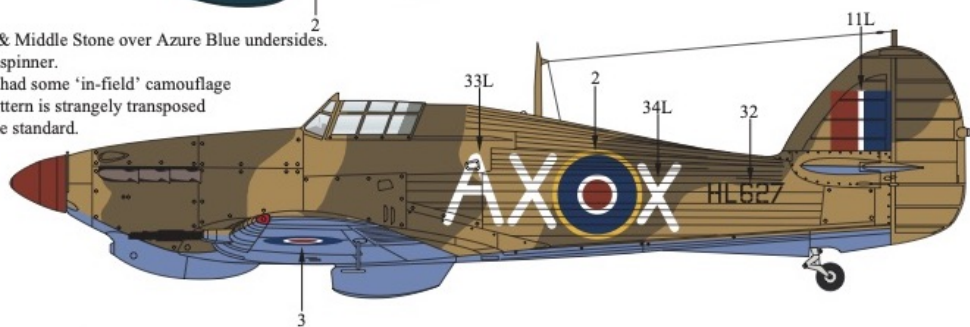
Hawker Hurricane PR.Mk.IIc
 BM969
 flown by Officer Donald Pearson,
 'S' Flight Commander of
 3 PRU,
 Royal Air Force
 based in India,
 mid-1942.



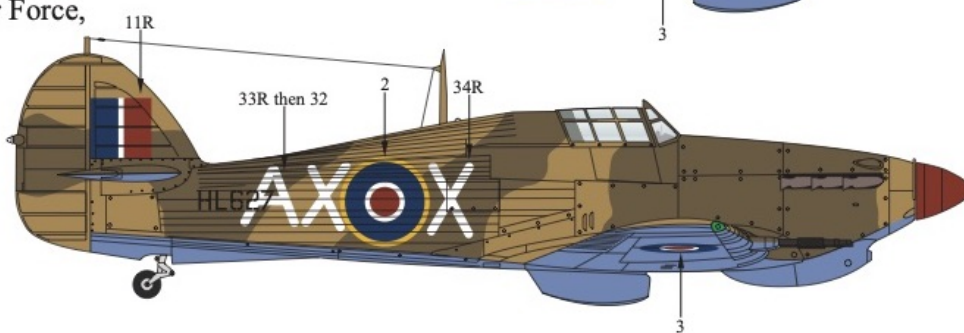
Modellers Note:
 This airframe had the triple camera layout
 beneath the rear fuselage and the cannons
 were completely removed altogether.

Temperate Desert Scheme of Dark Earth & Middle Stone over Azure Blue undersides.
 Red spinner.

It appears that this airframe had some 'in-field' camouflage
 modifications and the pattern is strangely transposed
 from the standard.



Hawker Hurricane Mk.IIc,
 HL627, 'AX.X'
 flown by Captain
 Harry Gaynor of 1 Squadron,
 South African Air Force,
 based at Derna,
 Libya,
 September,
 1942.



Modellers Note:
 Exhaust anti-glare plates were fitted to
 this airframe.

Xtracolor Paints

- X001 Dark Green
- X002 Dark Earth
- X003 Medium Sea Grey
- X006 Ocean Grey
- X007 Sky
- X009 Middle Stone
- X011 Yellow
- X012 Night Black
- X026 Azure Blue
- X031 Red
- X501 Silver

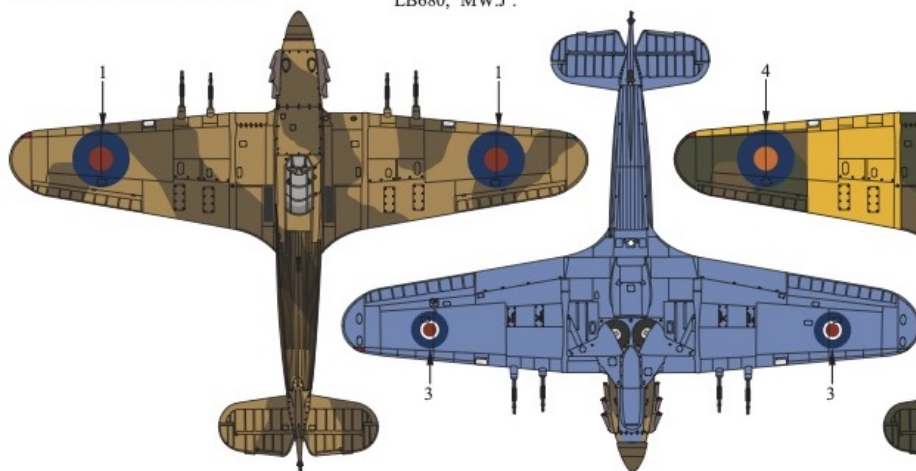
Paints:

The colours used on these aircraft can be found in the
 Xtracolor (prefix number with X) and Xtracrylix
 (prefix number with XA1) range of paints.

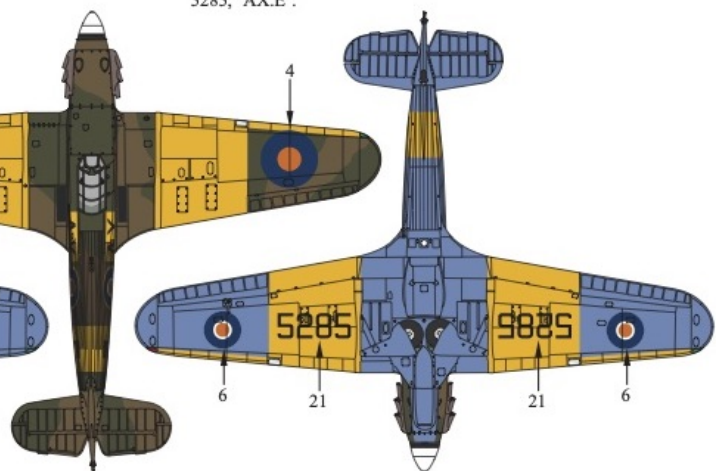
Xtracrylix Paints

- XA1001 Dark Green
- XA1002 Dark Earth
- XA1003 Medium Sea Grey
- XA1006 Ocean Grey
- XA1007 Sky
- XA1009 Middle Stone
- XA1011 Yellow
- XA1012 Night Black
- XA1026 Azure Blue
- XA1031 Red

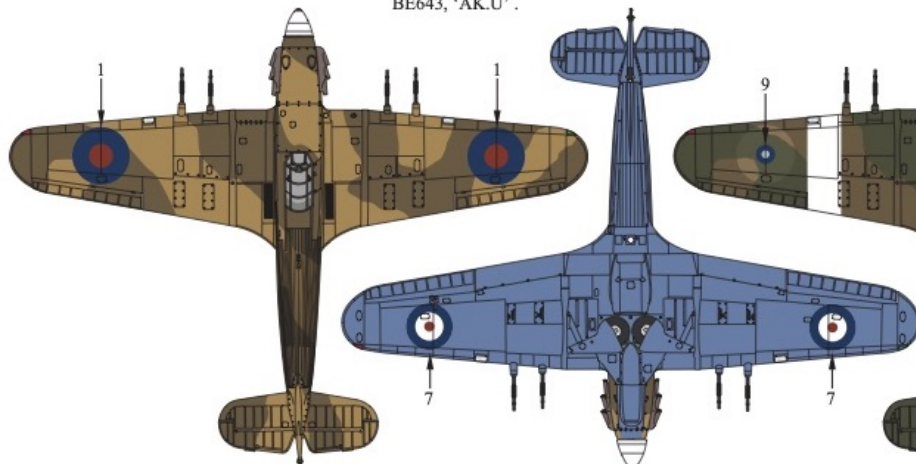
Hawker Hurricane Mk.IIc Trop,
 LB680, 'MW.J'.



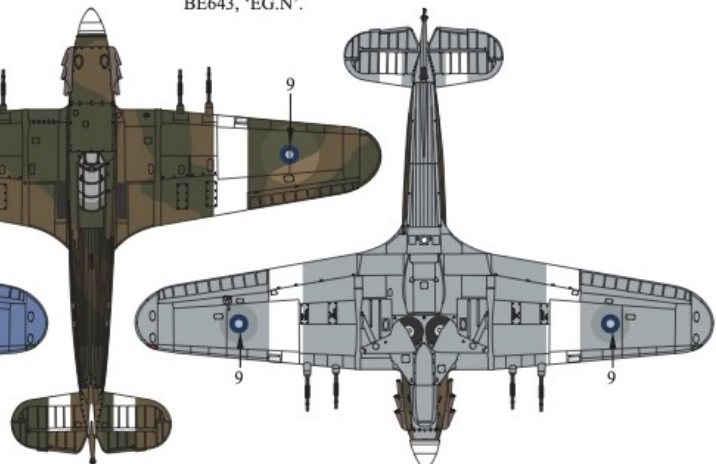
Hawker Hurricane Mk.IIc
 5285, 'AX.E'.



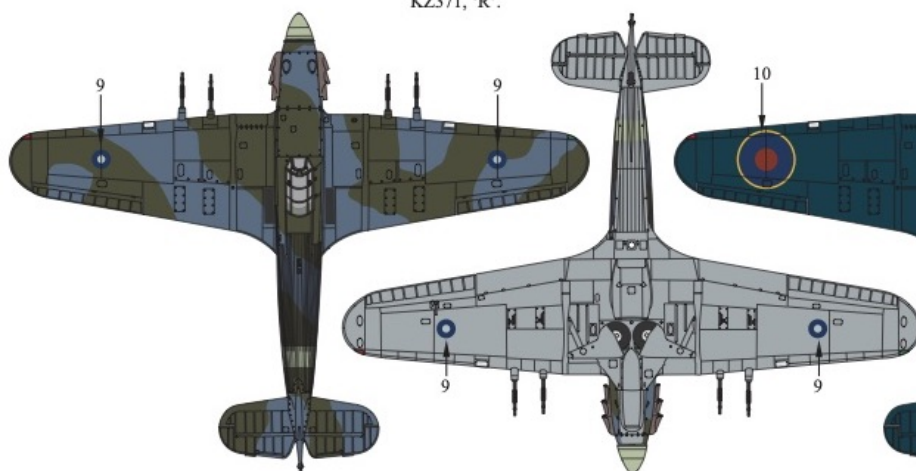
Hawker Hurricane Mk.IIc,
 BE643, 'AK.U'.




Hawker Hurricane Mk.IIc,
 BE643, 'EG.N'.



Hawker Hurricane Mk.IIc Trop,
 KZ371, 'R'.



Hawker Hurricane PR.Mk.IIc
 BM969.



Hawker Hurricane Mk.IIc,
 HL627, 'AX.X'.

