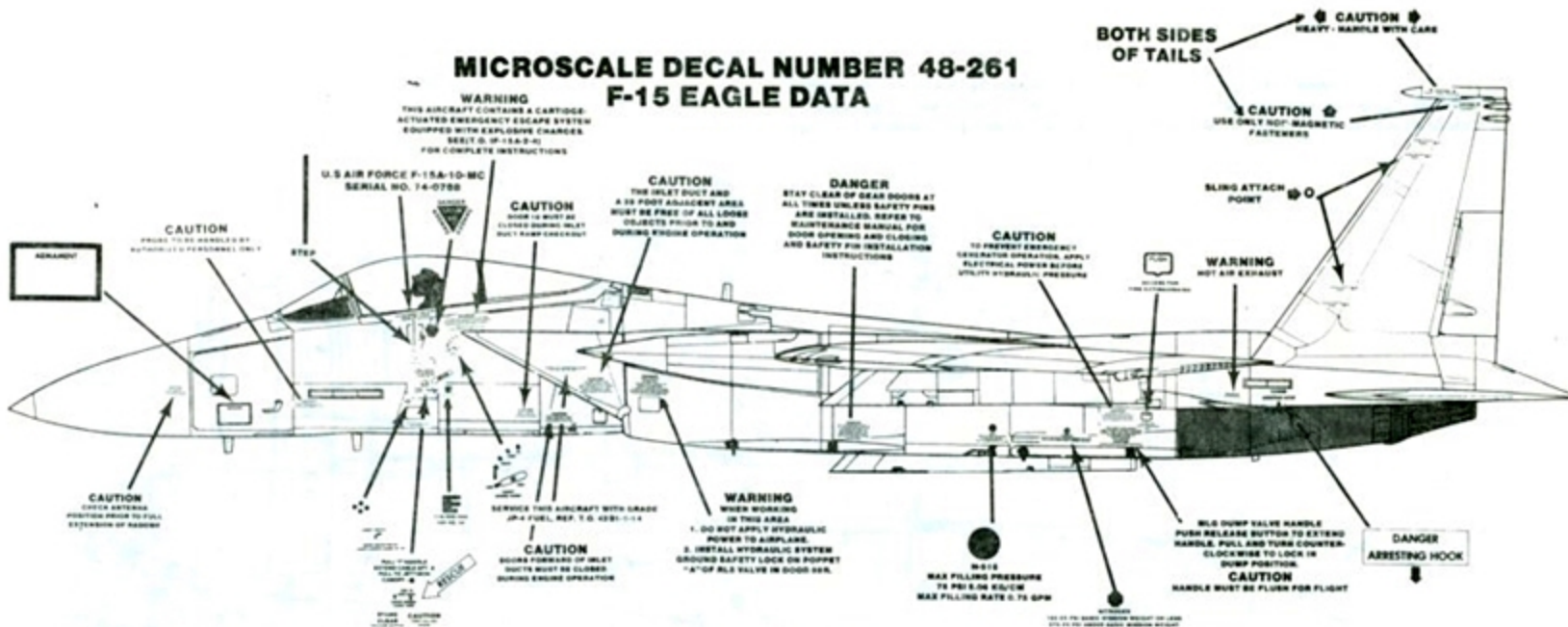


MICROSCALE DECAL NUMBER 48-261 F-15 EAGLE DATA

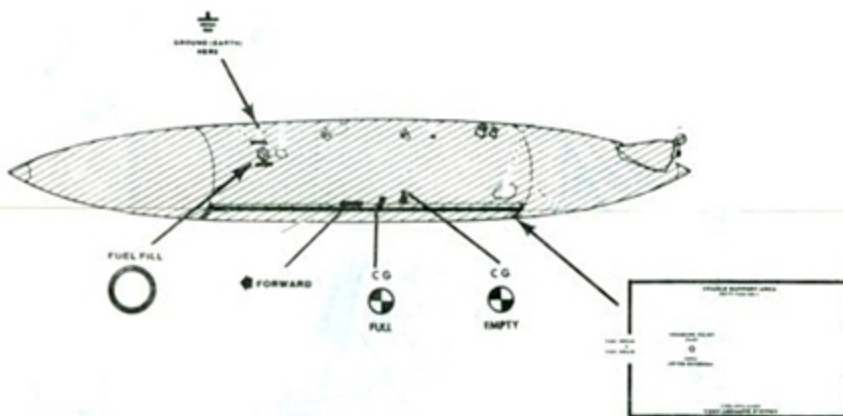


This is complete stenciling for F-15As from serials 74-115 and up. There are minor variations in earlier F-15A data. Most of this data is valid for F-15Cs. Data for two seaters is different in the cockpit area, and requires two sets of some data.

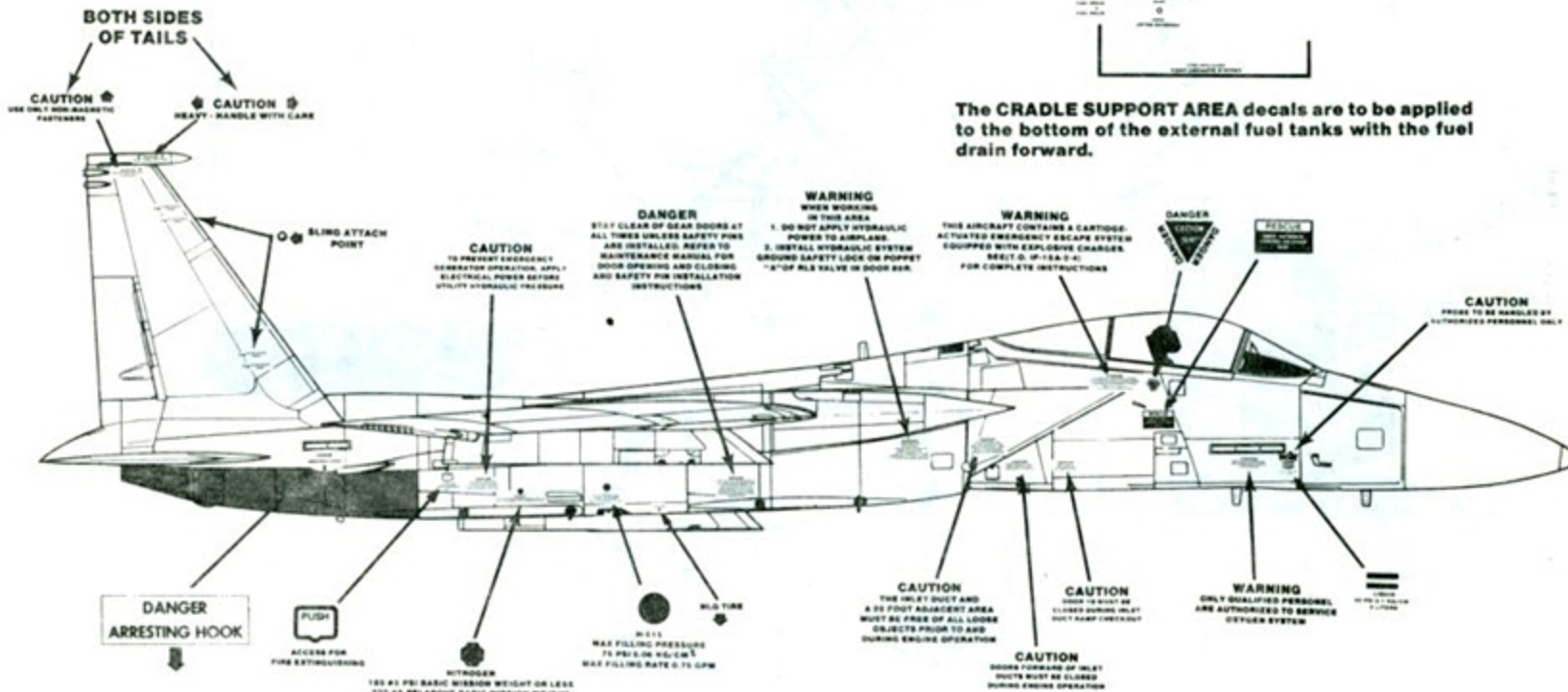
This data is based on Technical Order IF-15A-23. The modeler should be aware that there will be variations in data and placement on aircraft in squadron service.

Some data on the real aircraft is too small to print on a 1/48 or 1/72 scale decal sheet, this small data has been omitted. Because of lack of space on the decal sheet panel and door numbers are not furnished.

ALL DATA IS SYMMETRICAL UNLESS NOTED

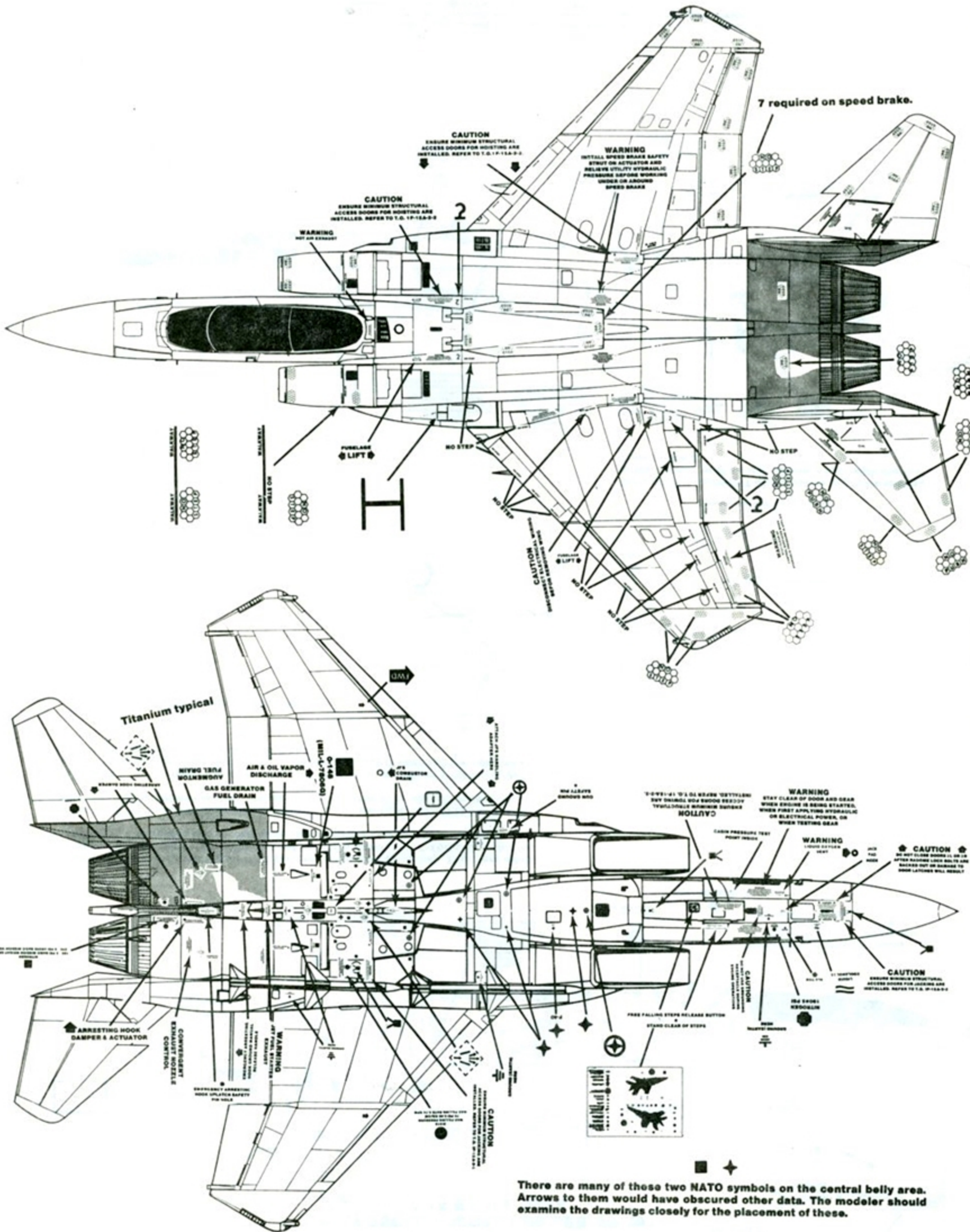


The CRADLE SUPPORT AREA decals are to be applied to the bottom of the external fuel tanks with the fuel drain forward.



Contributor: Bob Pukalla

We welcome any contributions of information. Photographs, slides or data sent to us will be copied and the original returned if requested. Credit will be given for information used. Please send to Research Director, Krasel Industries, 919 Sunset Drive, Costa Mesa, Ca. 92627.



7 required on speed brake.

CAUTION
ENSURE MINIMUM STRUCTURAL ACCESS DOORS FOR HOISTING ARE INSTALLED. REFER TO T.O. 1P-15A-9-2

CAUTION
ENSURE MINIMUM STRUCTURAL ACCESS DOORS FOR HOISTING ARE INSTALLED. REFER TO T.O. 1P-15A-9-2

WARNING
INSTALL SPEED BRAKE SAFETY STRUT ON ACTUATOR AND RELIEVE UTILITY HYDRAULIC PRESSURE BEFORE WORKING UNDER OR AROUND SPEED BRAKE

WALKWAY
WALKWAY
WALKWAY
WALKWAY

FUELLINE
LIFT

NO STEP

H

CAUTION
NO HOT WORKING IN THIS AREA

Titanium typical

AIR & OIL VAPOR DISCHARGE

GAS GENERATOR FUEL DRAIN

ARRESTING HOOK DAMPER & ACTUATOR

COMPRESSOR EXHAUST NOZZLE CONTROL

WARNING
STAY CLEAR OF DOOR AND GEAR WHEN ENGINE IS BEING STARTED

CAUTION
STAY CLEAR OF DOOR AND GEAR WHEN ENGINE IS BEING STARTED, WHEN FIRST APPLYING HYDRAULIC OR ELECTRICAL POWER, OR WHEN TESTING GEAR

WARNING
LOOK UP WHEN HOT

CAUTION
DO NOT CLOSE DOORS UNLESS YOU HAVE CHECKED FOR OBSTACLES TO MAKE SURE DOORS WILL CLOSE

CAUTION
ENSURE MINIMUM STRUCTURAL ACCESS DOORS FOR LIFTING ARE INSTALLED. REFER TO T.O. 1P-15A-9-2



There are many of these two NATO symbols on the central belly area. Arrows to them would have obscured other data. The modeler should examine the drawings closely for the placement of these.