



# Third Group Decals™



48-024

PO BOX 98865 • TACOMA WA 98498-0865 • USA

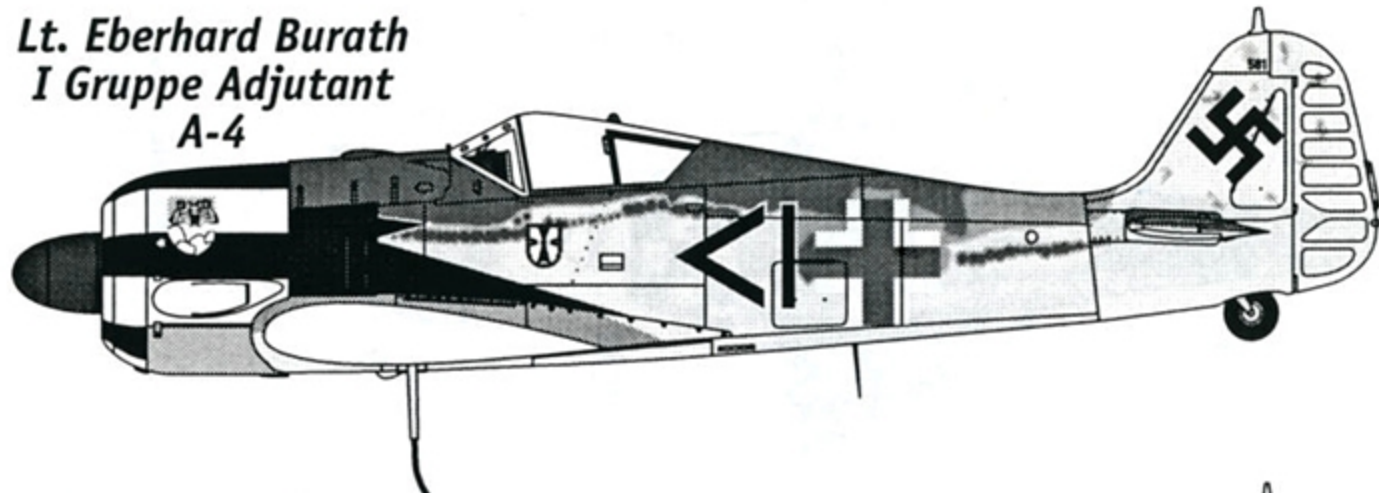
Tel: (253) 475-9505 ~ Fax: (253) 475-1597 ~ Email: tgdecals@aol.com

A THREE GEESE PUBLISHING COMPANY


1:48  
scale

## *Gruppenstab & 1./JG 1 Focke-Wulf Fw 190A-4/6*

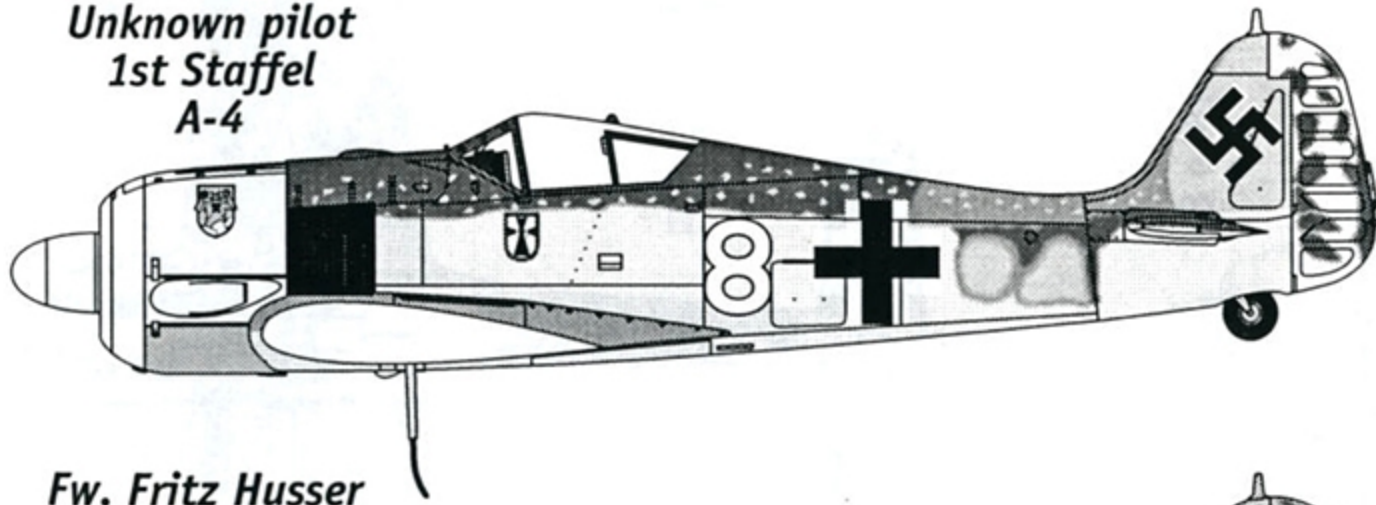
*Lt. Eberhard Burath  
I Gruppe Adjutant  
A-4*



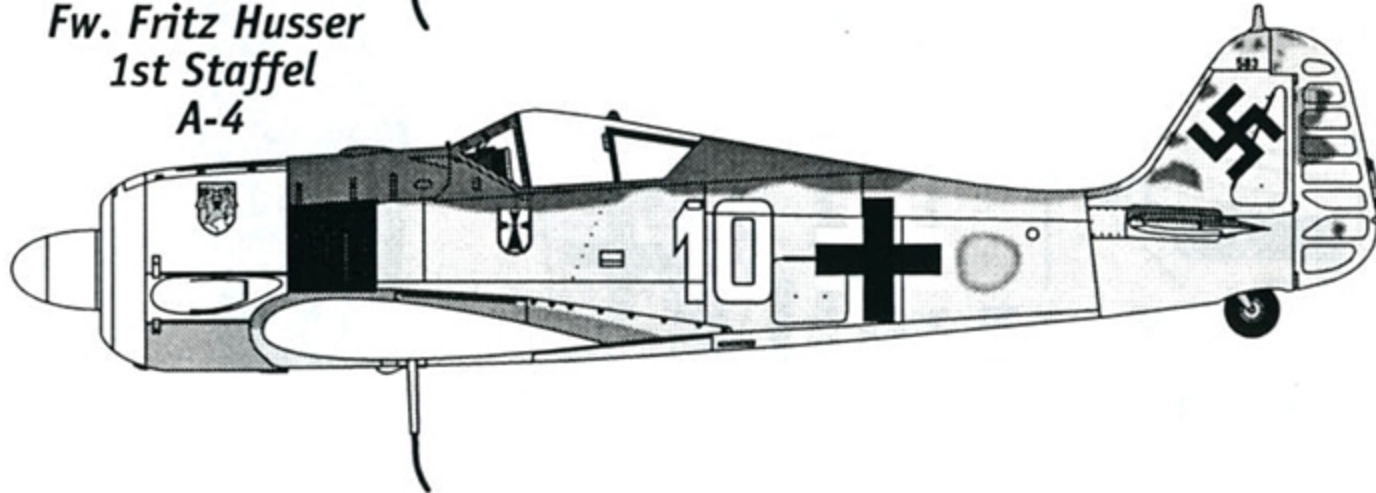
*Lt. Heinz-Günther Lück  
1st Staffel – A-6*



*Unknown pilot  
1st Staffel  
A-4*

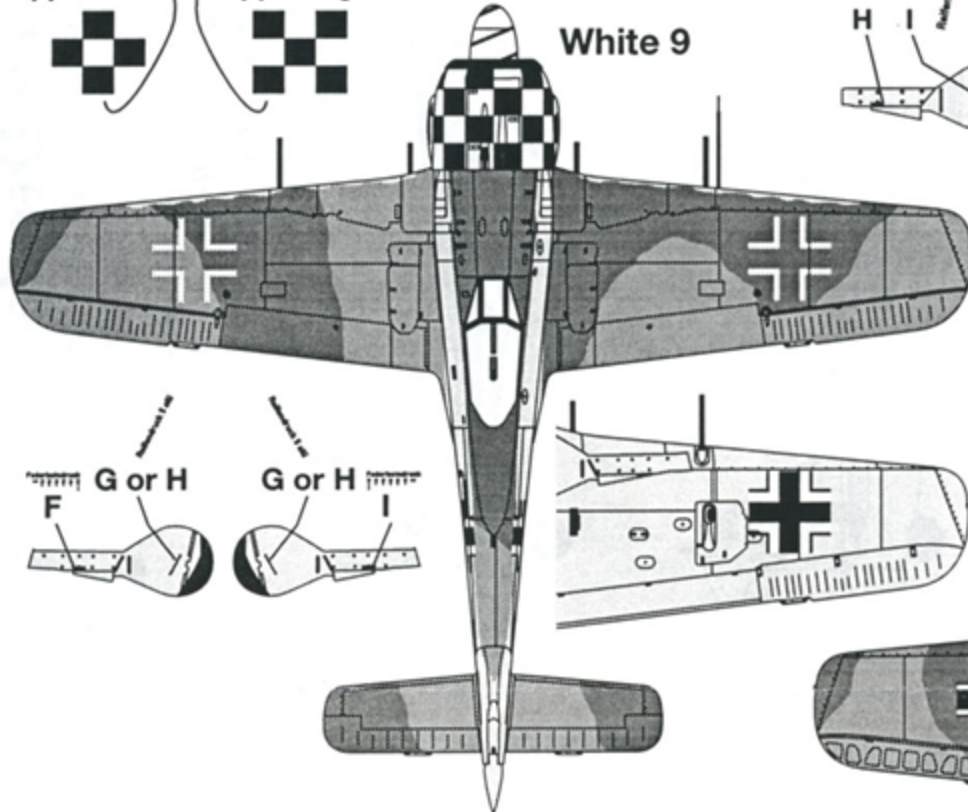
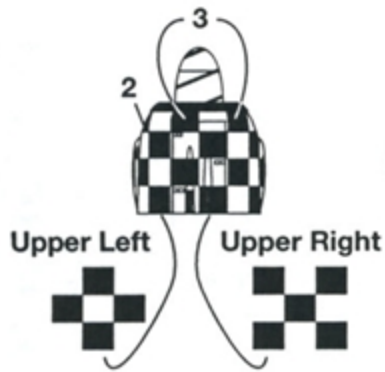


*Fw. Fritz Husser  
1st Staffel  
A-4*



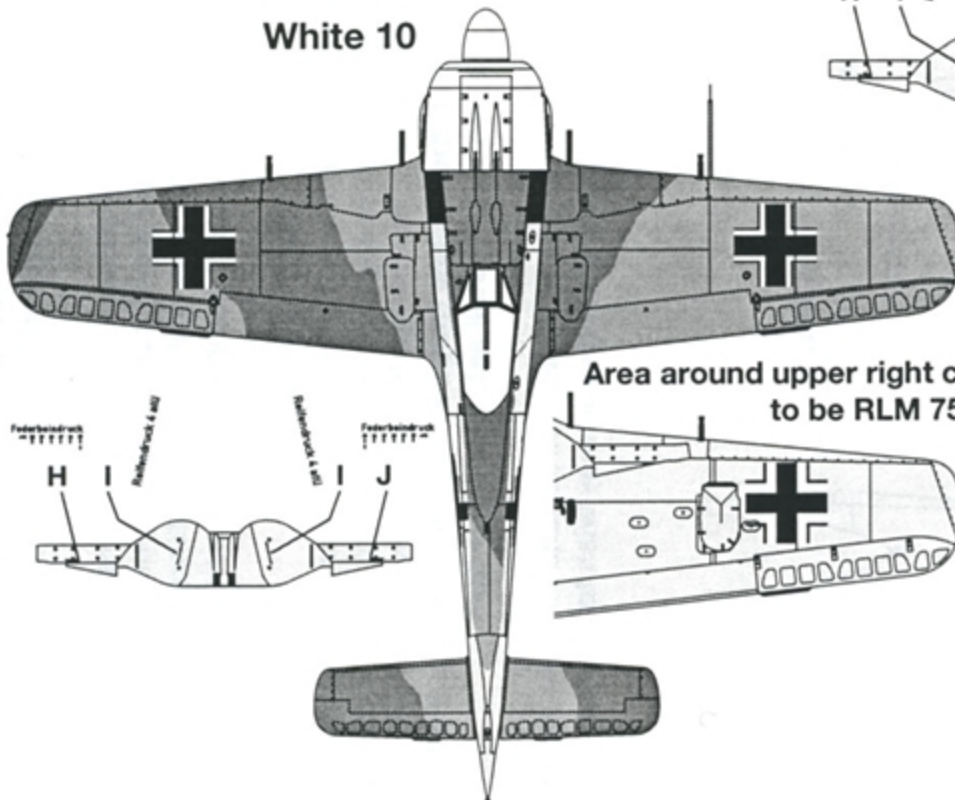
For scale drawings,  
enlarge by 200%

Pattern of some  
upper surface areas is conjectural.

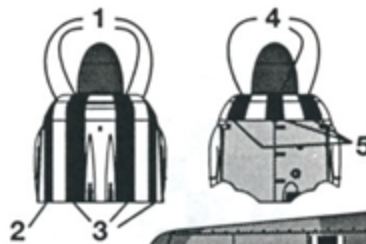


RLM 74 RLM 75 RLM 76

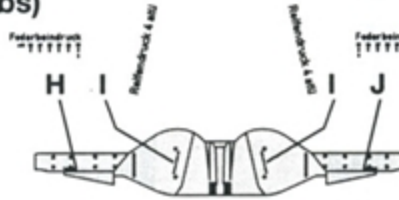
White 10



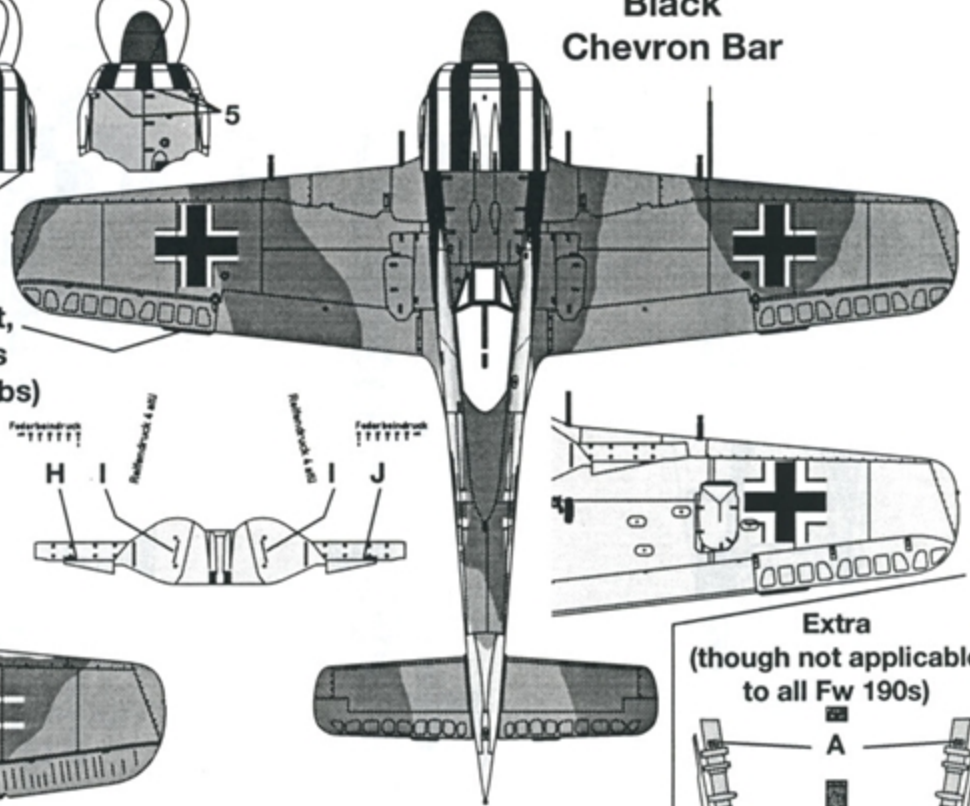
All upper wing crosses are Focke-Wulf standard,  
meaning they are nonregulation.



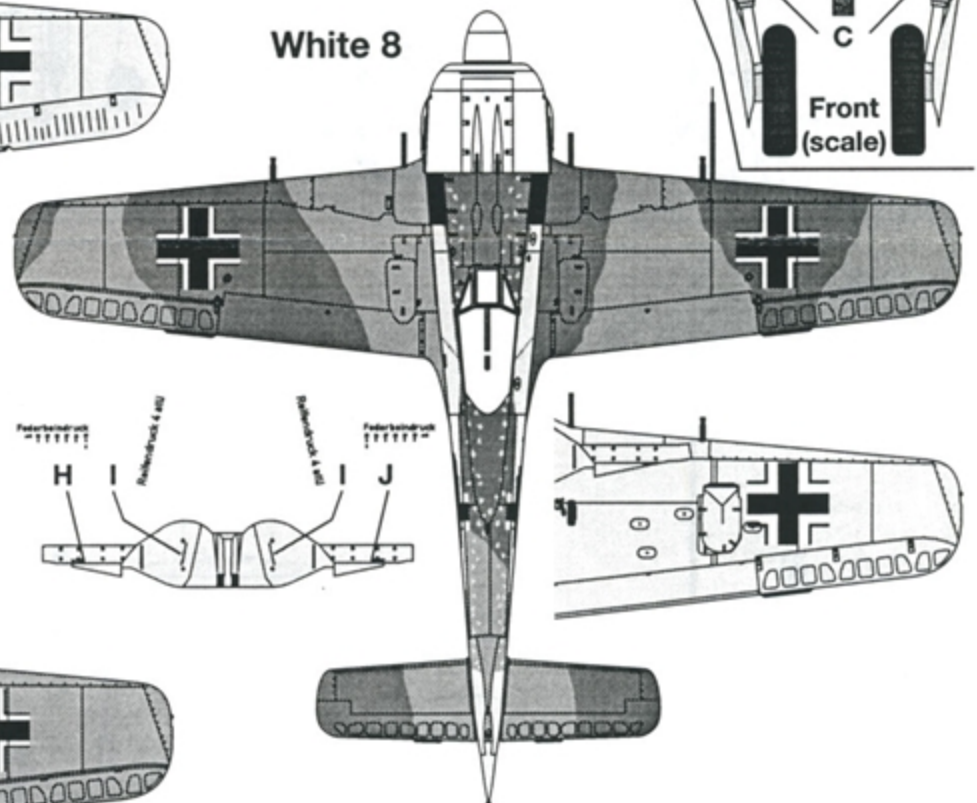
D (C)  
(all aircraft,  
both sides  
of all trim tabs)



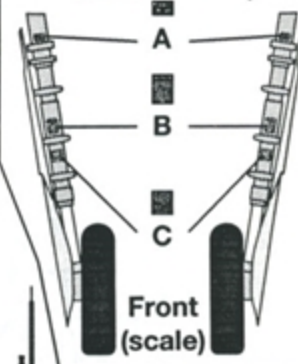
Black  
Chevron Bar



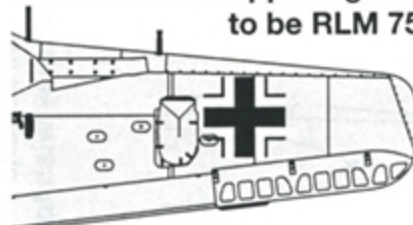
White 8



Extra  
(though not applicable  
to all Fw 190s)



Area around upper right cross appears  
to be RLM 75



©1997

## REFERENCES

- A:** *Defending The Reich; The History of Jagdgeschwader 1 "Oesau":*  
Eric Mombeek, 1992
- B:** *Einsatz in der Reichsverteidigung von 1939 bis 1945; Jagdgeschwader 1 und 11; Teil 1, 1939-1943:*  
Jochen Prien & Peter Rodeike, 1993
- C:** *Luftwaffe Camouflage & Markings, 1935-45, Vol 2:*  
J.R. Smith & J.D. Gallaspy, 1976

**Third Group™ – 48-024**  
**Gruppenstab & 1st Staffel, JG 1 in Holland – Focke-Wulf Fw 190A-4/6**  
 For scale drawings, enlarge by 150%

**Lt. Eberhard Burath – I Gruppe Adjutant**  
**Fw 190A-4, WNr 581**  
**Holland – Spring 1943**

**Note:** References refer to this aircraft as belonging to Lt. Burath or Hptm. Hans Ehler.

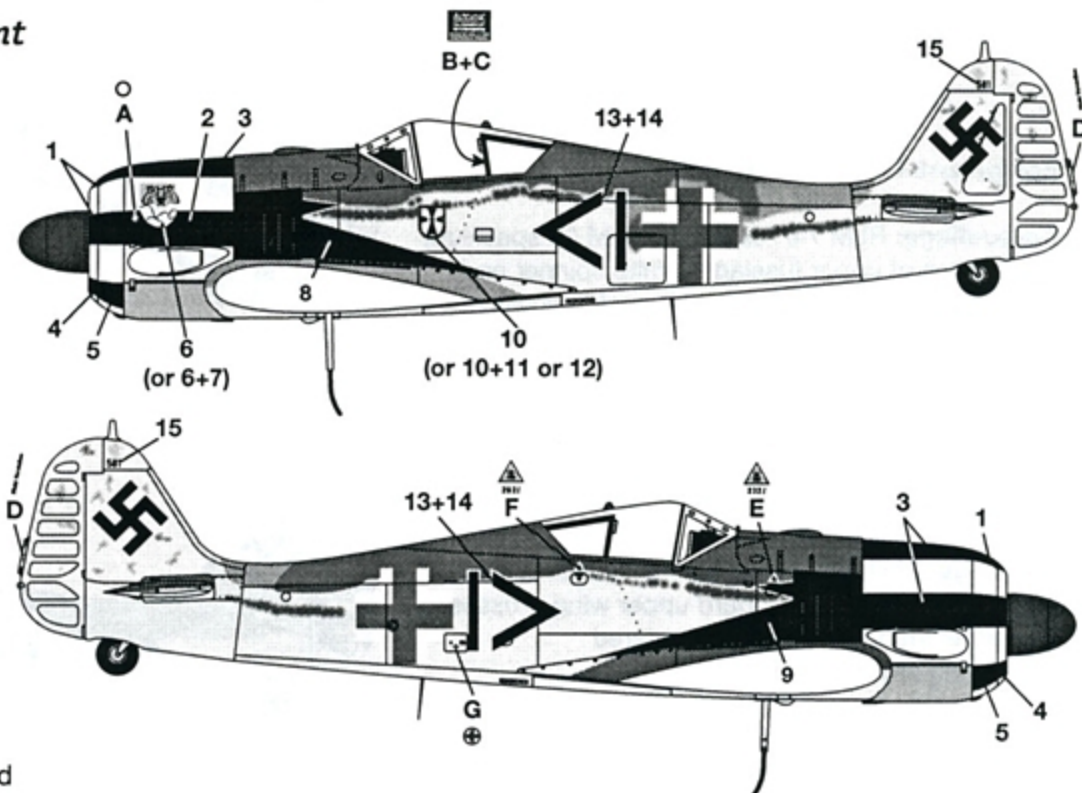
**Equipment:** Morane antenna and probably FuG 25a antenna. No centerline rack.

**Camouflage:** RLM 74/75/76 with light RLM 74 mottling on fuselage and vertical tail. Red or RLM 70 spinner. Black and white striped (non-uniform width) engine cowling with yellow lower engine cowling. (DML A-4 kit comes with black and white stripes continuing the length of the lower engine cowling.) Black exhaust panel matting with white edge on upper flash. Paint the exhaust panels black before applying the matting decals. White or very light gray windscreen framing. Probable red trim tabs. Right profile is conjectural.

**Markings:** The Gruppe badge (6) is wider than usual and does not have an outline. Dark clouds (7) were used in some, but not all, Gruppe badges. Geschwader badge (10) has two wing options (11, 12). Standard upper crosses and probably lower wing crosses. (DML A-4 kit incorrectly instructs you to use white outline upper wing crosses.) White outline fuselage crosses are filled with RLM 74. Some of the RLM 74 covers part of the left Adjutant's vertical bar and also the left inner corners of the fuselage cross.


**Stencils:** Known stencils are J.

**References:** A - 135; B - 269.



Should registration of the exhaust matting flash (upper section of 8 and 9) be less than acceptable, cut off the flash and use the two-piece flash. Place the now-flashless large black piece, then the white flash, and finally the black flash. The white flash should not touch the large black piece.

**Lt. Heinz-Günther Lück – 1st Staffel – Fw 190A-6, WNr unknown**  
**Deelen, Holland – September 1943**



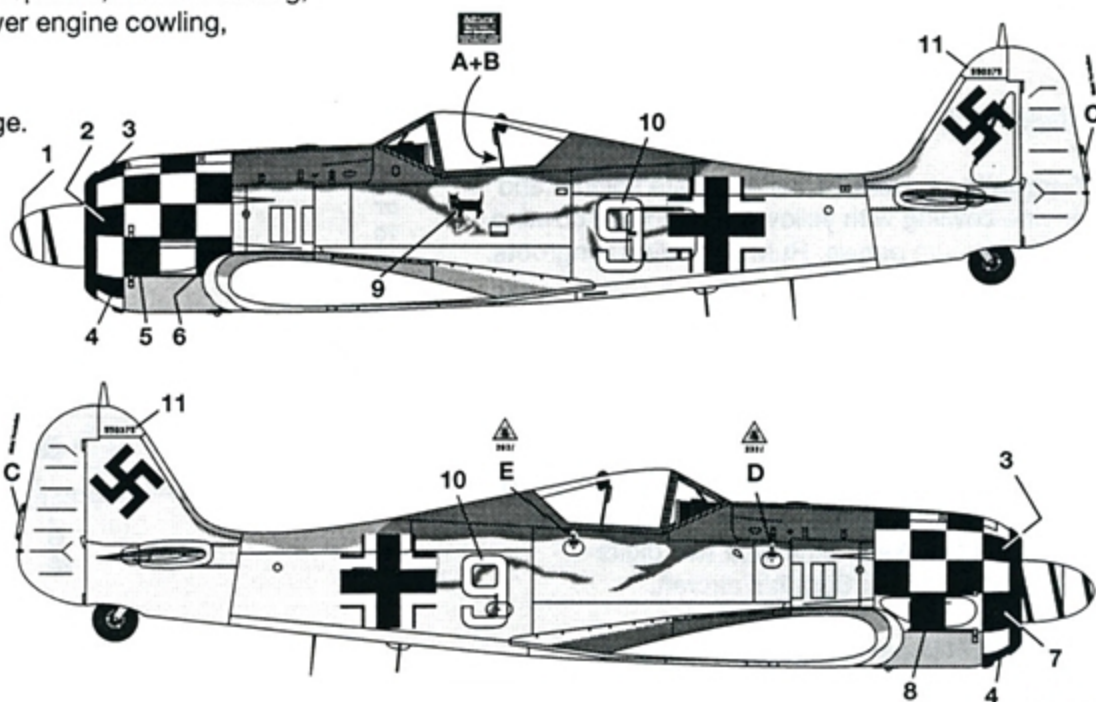
**Equipment:** DF Loop and FuG 25a antennas but no Morane antenna, centerline rack, or inboard main gear doors.

**Camouflage:** RLM 74/75/76 with black-spiraled white spinner, black cowl ring, black and white checkered engine cowling, yellow lower engine cowling, and wavy wing leading edge demarcation. Notice that the wavy demarcation does not run along the entire length of the leading edge. Probable red trim tabs. Mottling other than that depicted is unknown as reference photographs are overexposed. Right profile is conjectural.

**Markings:** Lück's personal emblem, a Black Scottish Terrier with the name Lucki, is below the left cockpit. Standard fuselage and lower wing crosses. Unknown style of upper wing crosses, though white-outline is likely. Note the further aft than usual position of the in-Staffel number and fuselage cross. As the Werknummer is unknown, we have provided six different ones from the 550-block; the most numerous listed in loss records. We tried not to select known Werknummern of other aircraft.

**Stencils:** Known stencils are A & B.

**References:** B - 459; C - 157.



# Third Group™ – 48-024 – 1./JG 1 in Holland – Focke-Wulf Fw 190A-4/6

For scale drawings, enlarge by 150%

**Unknown pilot – 1st Staffel**  
**Fw 190A-4, WNr unknown**  
**Deelen, Holland – April 1943**

**Equipment:** Morane antenna.

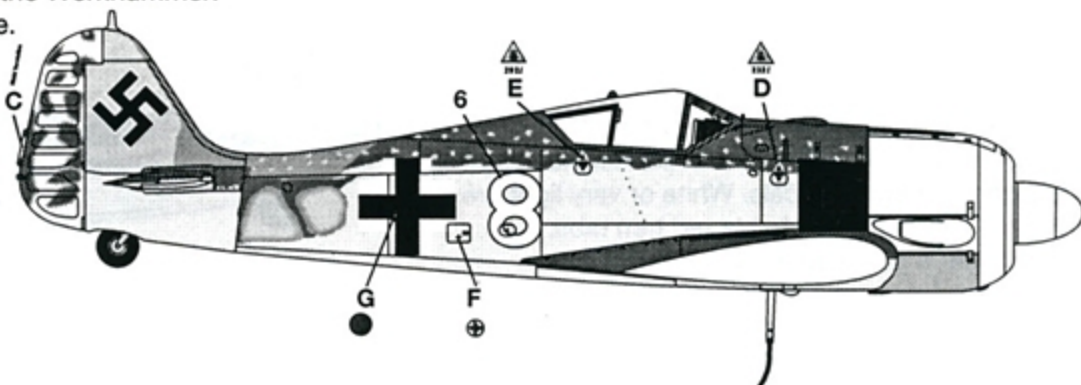
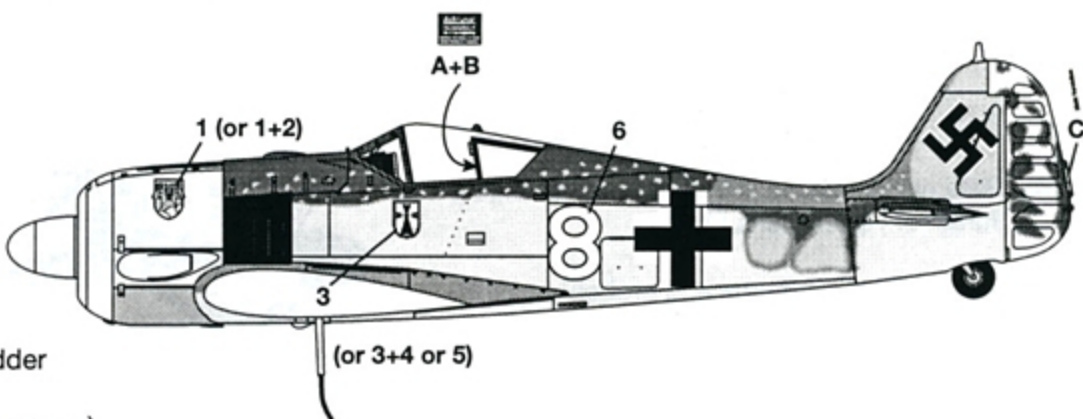
**Camouflage:** RLM 74/75/76 with RLM 02 speckling along sides of upper fuselage. White spinner and engine cowling with yellow lower engine cowling. Black exhaust panels. Possible dirty white or yellow rudder with heavy mottling. Red trim tabs.

Previous 4th Gruppe badge painted over (aft of fuselage cross). Vertical fin appears to be overpainted, thus obscuring the Werknummer. Note how RLM 75 rides up the vertical fin leading edge. Left profile is conjectural.

**Markings:** White-bordered fuselage crosses and swastikas. Probable standard upper wing crosses and either standard or white-bordered lower wing crosses.

**Stencils:** Known stencils are E and F.

**References:** A - 132; B - 321.



There were numerous variations of the Gruppe badge and a few of the Geschwader badge. We have provided a different Gruppe badge for Black <l, White 8, and White 10; a fat Geschwader badge for Black <l, tall & narrow for White 10 (the style they had), and a tall & narrow one for White 8. White 8's badge may have been fat, but it probably was not.

**Fw. Fritz Husser – 1st Staffel**  
**Fw 190A-4, WNr 583**  
**Deelen, Holland – April/May 1943**

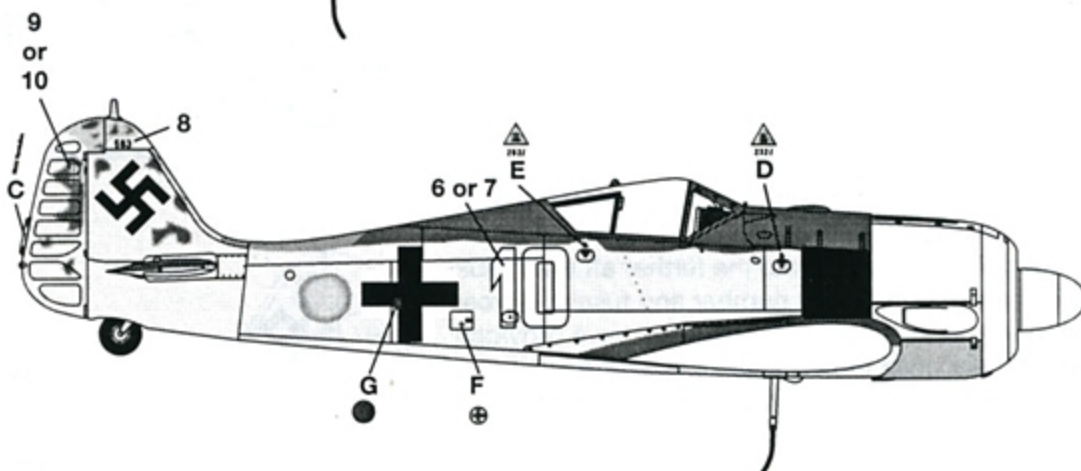
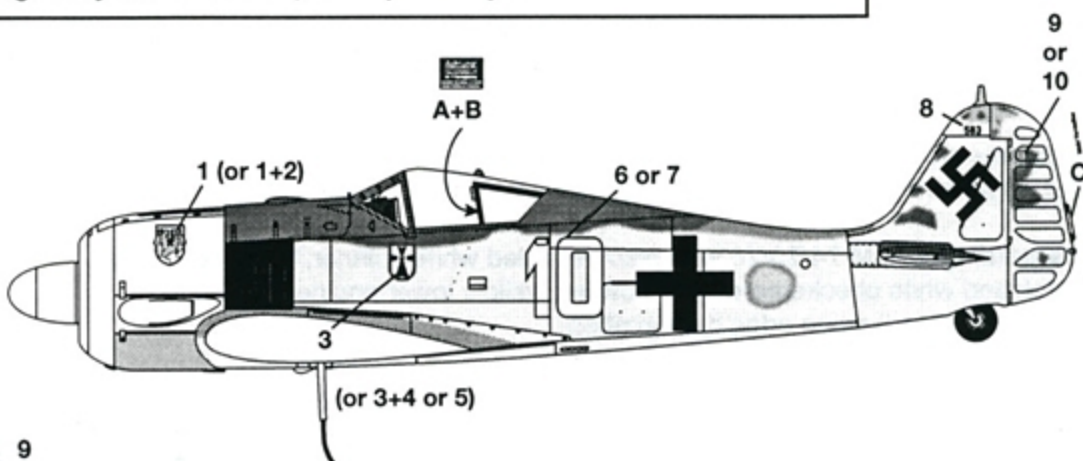
**Equipment:** Morane antenna.

**Camouflage:** RLM 74/75/76. White spinner and engine cowling with yellow lower engine cowling. Black exhaust panels. RLM 76 trailing wingroots. Probable red trim tabs. Right profile is conjectural.

**Markings:** White-bordered fuselage crosses and swastikas. Standard upper wing crosses and probably standard lower wing crosses. Two styles of '10' are provided, with 'square 10' being most likely. Two or three yellow kills on rudder. Note that the Werknummer is two digits higher than that of Burath's aircraft.

**Stencils:** None known.

**References:** A - 126 & 172; B - 322.

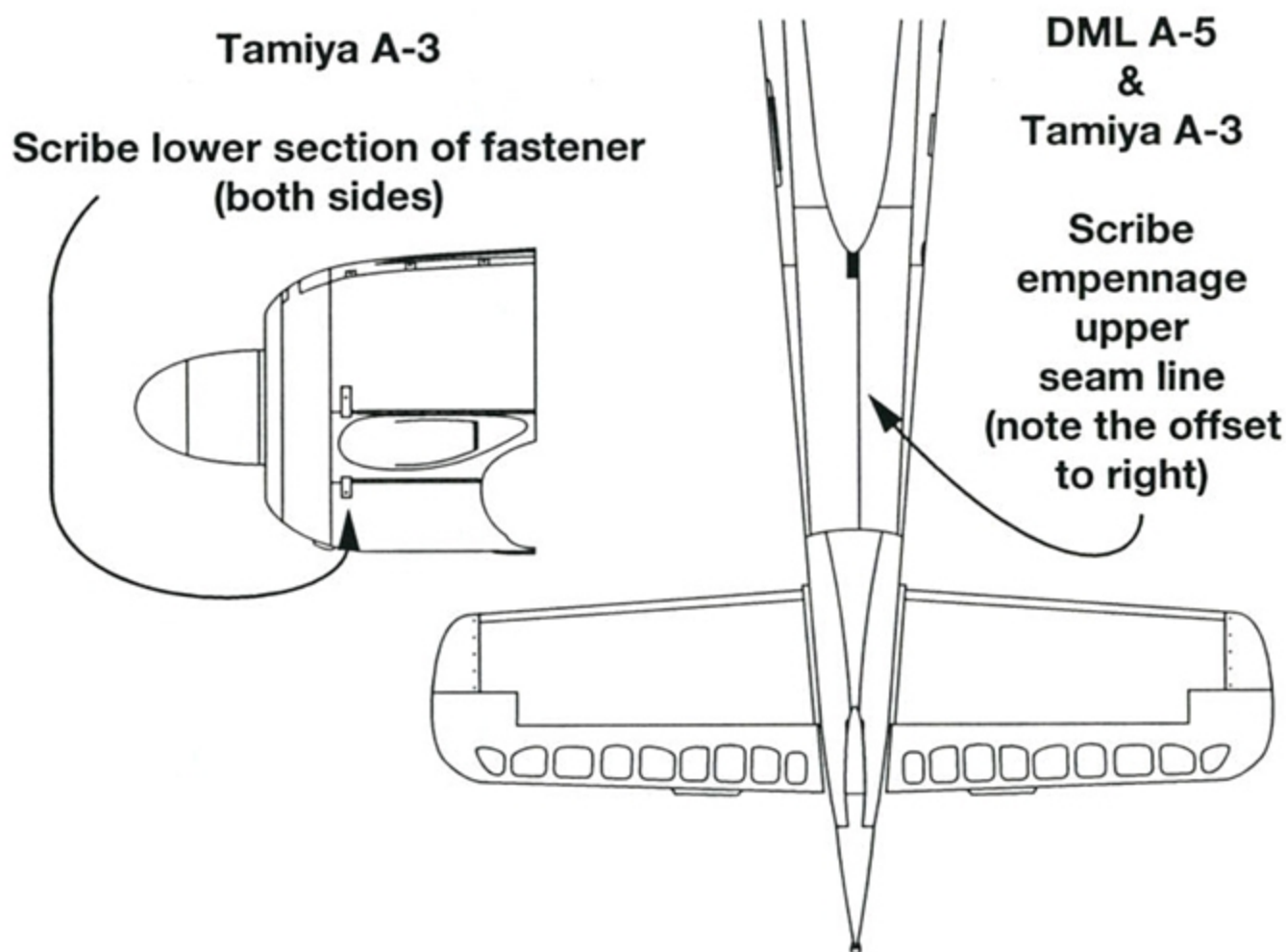


Drawings and decals are based on the  
DML A-5(6) and Tamiya A-3(4).

DML's A-5 is essentially their A-8 kit with an A-5/6 gun cowl.  
No changes were made to access panels,  
cowl gun troughs or the adjacent fasteners.  
Presently, no model company makes a true A-5/6.

DML offers an A-4,  
but for all the work that must be done you may as well  
use a Tamiya A-3 and change the antenna post on the vertical fin.  
The drawback to this is that the kit does not come with  
a Morane antenna, though one may be obtained from some other kit,  
a photoetch detail set, or scratch-built.

Although it is beyond the scope of these instructions to cover accurization,  
below are two modifications you may wish to perform.



---

### *Future Releases*

Fw 190A – Gruppenstab & 1st Staffel/JG 1

Fw 190A – II (Tatzelwurm)/JG 1

Fw 190A – 3rd & 9th Staffel/JG 1 & 11

Bf 109F-4 – III/JG 27

©1997