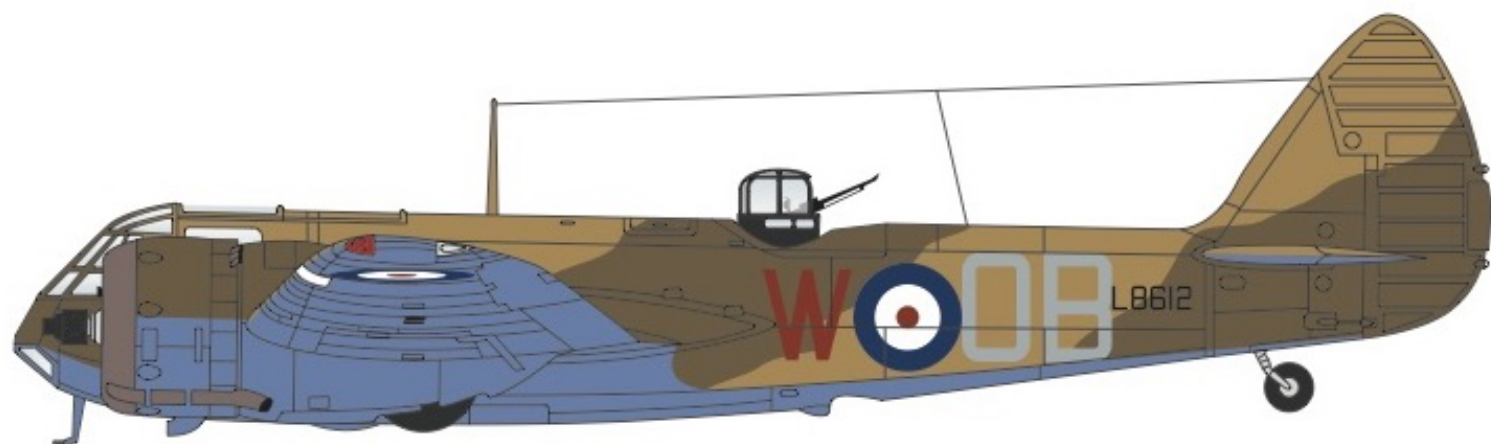
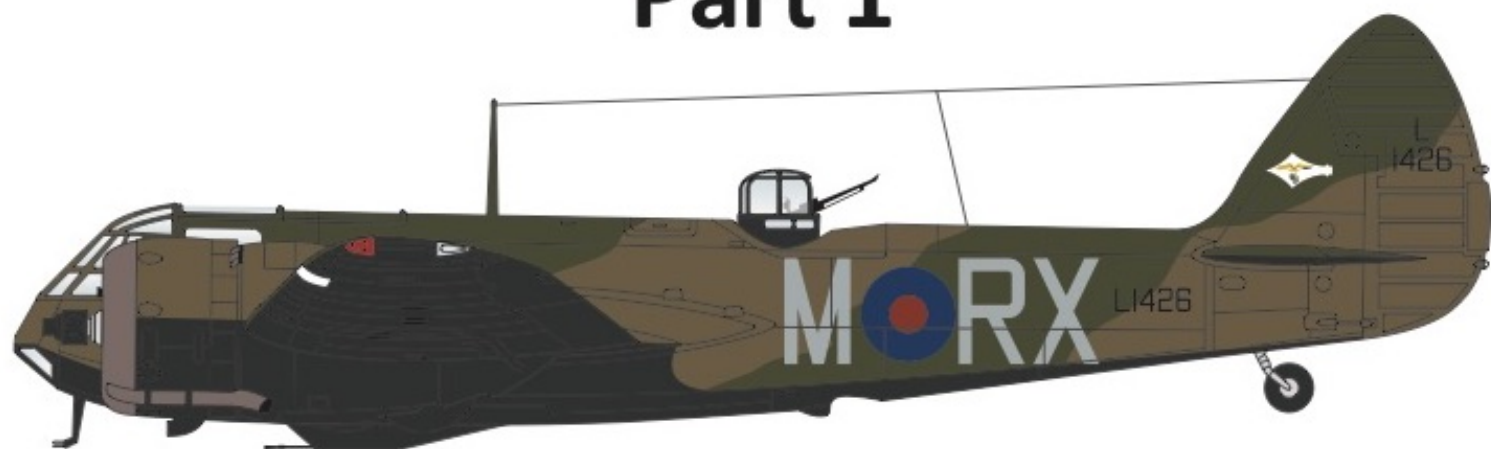


Bristol Blenheim Mk.I/Mk.If Part 1



For the best results these decals should be applied to a gloss surface such as provided by either Xtracolor or Xtracrylix paints. Cut out the decal required and soak in warm water until the decal is released from the backing paper. Wet the area to be decaled with MICRO SET which will help to eliminate air trapped under the decal and position the decal.

After 5 or 10 minutes wet the decal with MICRO SOL which will soften the decal and ensure that it settles down over any surface detail. Allow the decal to dry for at least 12 hours. During this time some wrinkling of the decal may occur, this is normal. Do not touch the decal at this time.

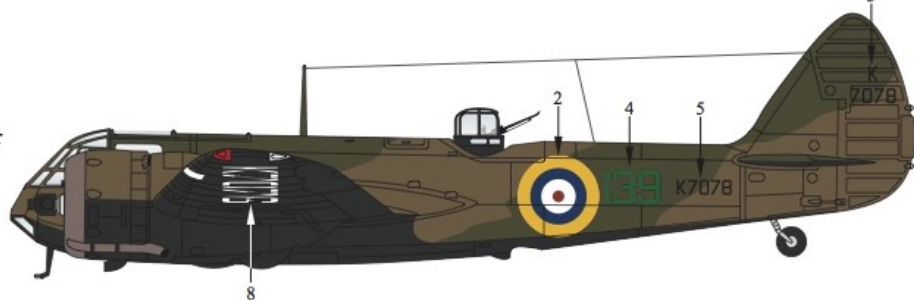
Carefully check for small air bubbles and if there are any prick with a needle and apply a drop of MICRO SOL. After all air bubbles have been eliminated and the decals are dry wash the entire model with water to remove any excess decal adhesive.

When completely dry the whole model should be sprayed with a coat of Xtracolor or Xtracrylix Flat, Satin or Gloss varnish depending on the finish required.

Store in a cool dry place, avoid sunlight, dampness or extremes of temperature and/or humidity.

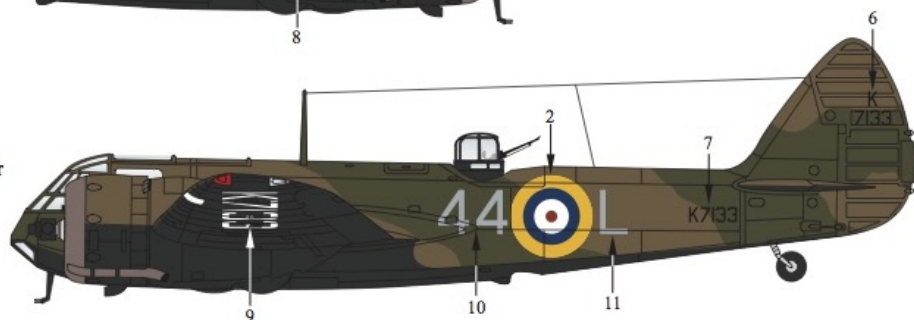
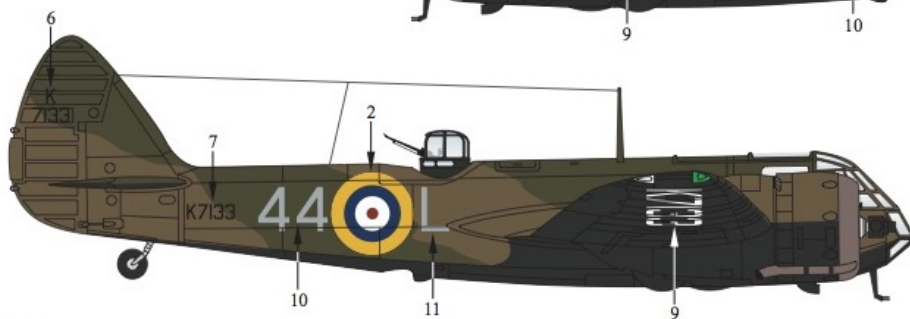
Bristol Blenheim Mk.I,
 K7078, '139'
 of 139 Squadron,
 Royal Air Force
 based at RAF Wyton,
 UK,
 late-1937.

K7078 was finished in
 Dark Green & Dark Earth over
 light undersides scheme.



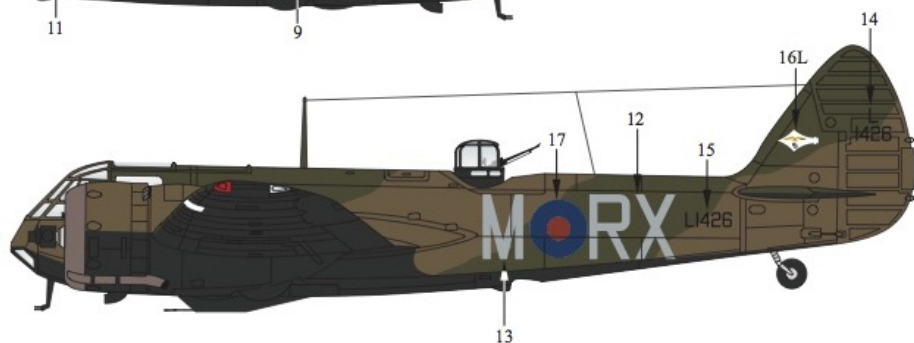
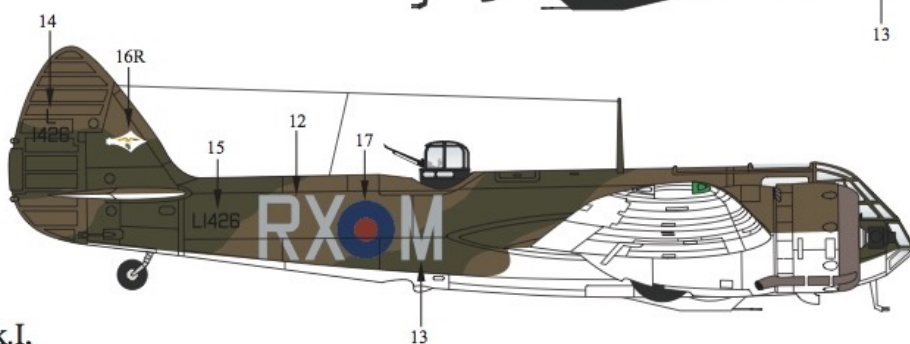
Bristol Blenheim Mk.I,
 K7133, '44.L'
 of 44 Squadron,
 Royal Air Force
 based at RAF Waddington,
 UK,
 1938.

K7133 was finished in
 Dark Green & Dark Earth over
 Night undersides scheme.



Bristol Blenheim Mk.If,
 L1426, 'RX.M'
 of 25 Squadron,
 Royal Air Force
 based at RAF Northolt,
 UK,
 August, 1939.

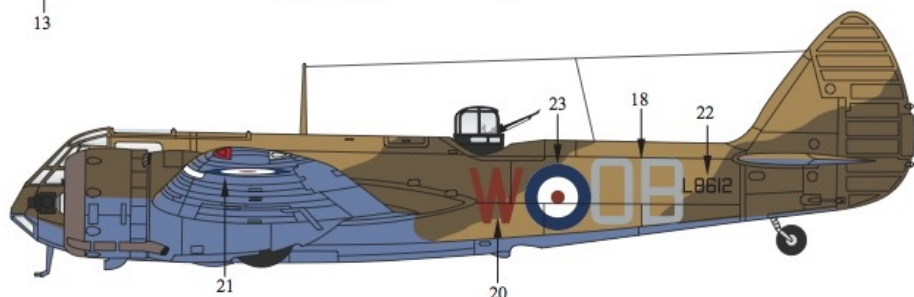
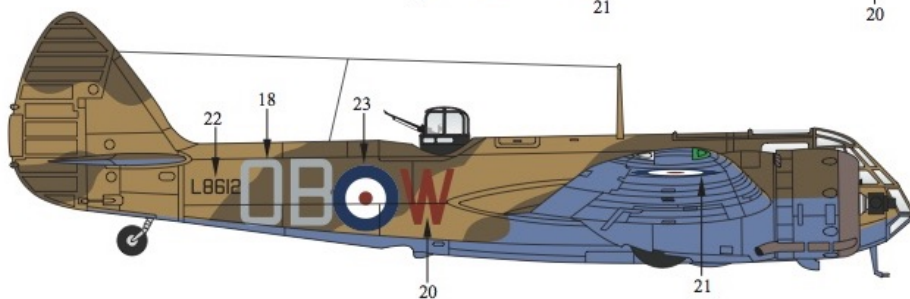
L1426 was finished in
 Dark Green & Dark Earth over half
 Night and White undersides scheme.

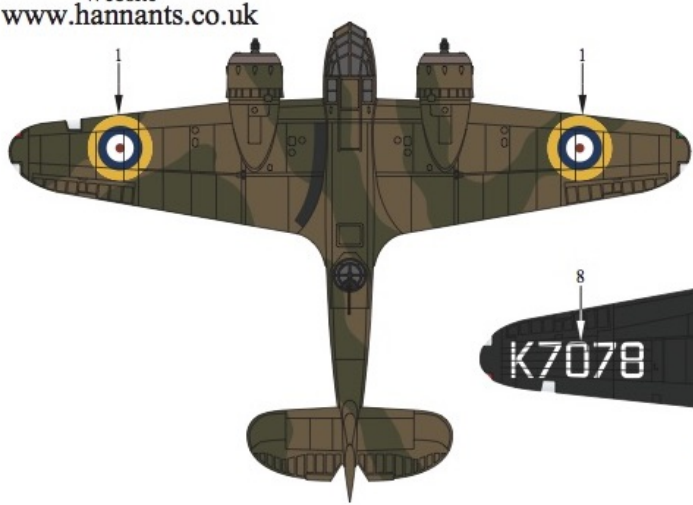


Modellers Note:
 This airframe had the four
 0.303' machine gunbelly
 gun pack fitted.

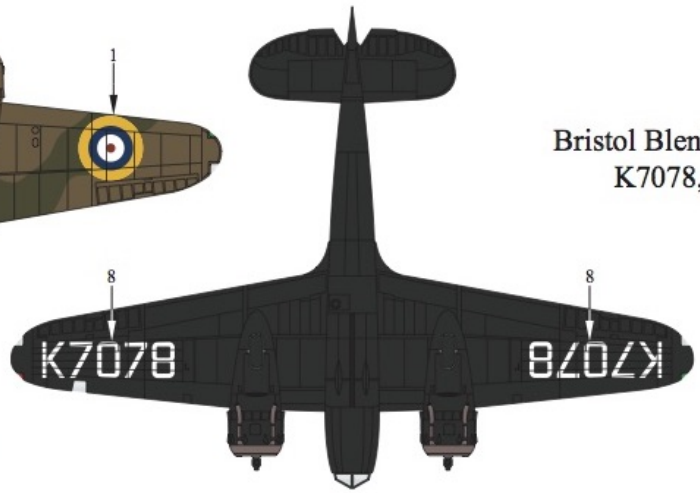
Bristol Blenheim Mk.I,
 L8612, 'OB.W'
 of 45 Squadron,
 Royal Air Force
 based at Helwan,
 Egypt,
 29 July, 1940.

L8612 was finished in
 Middle Stone & Dark Earth over
 Azure Blue undersides scheme.

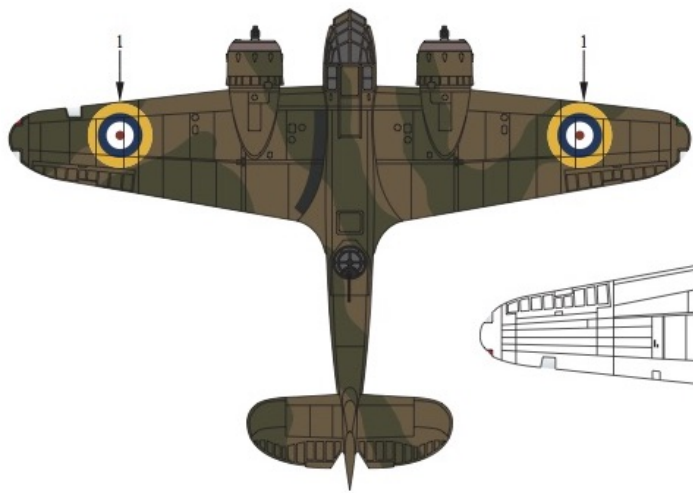
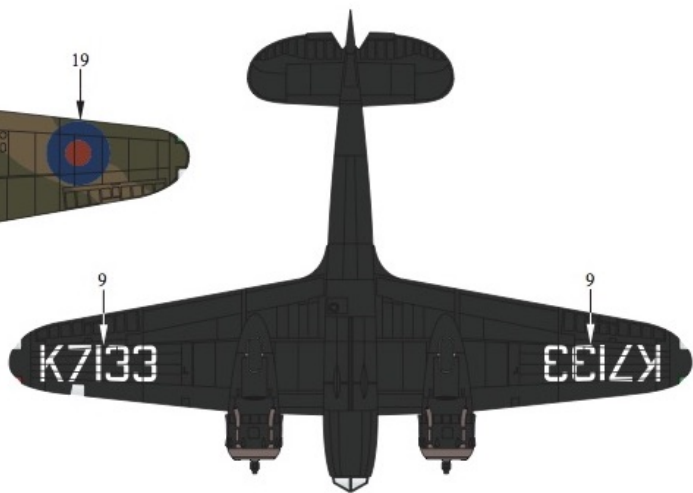
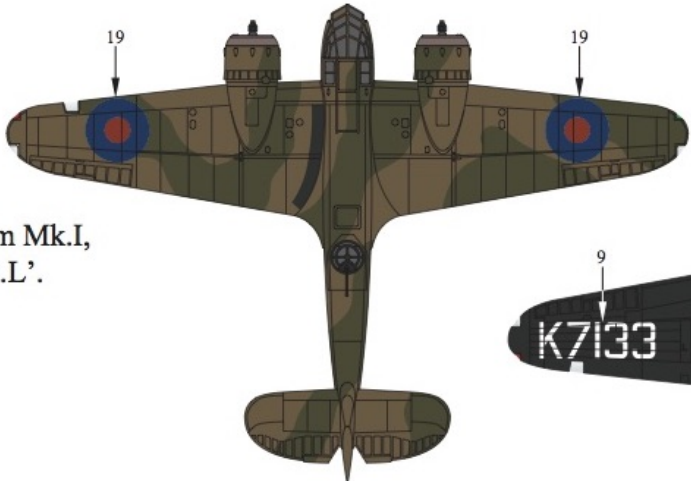




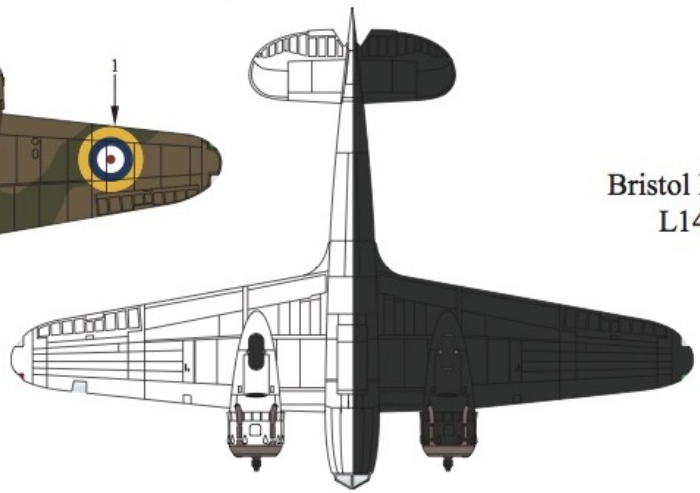
Bristol Blenheim Mk.I,
 K7078, '139'.



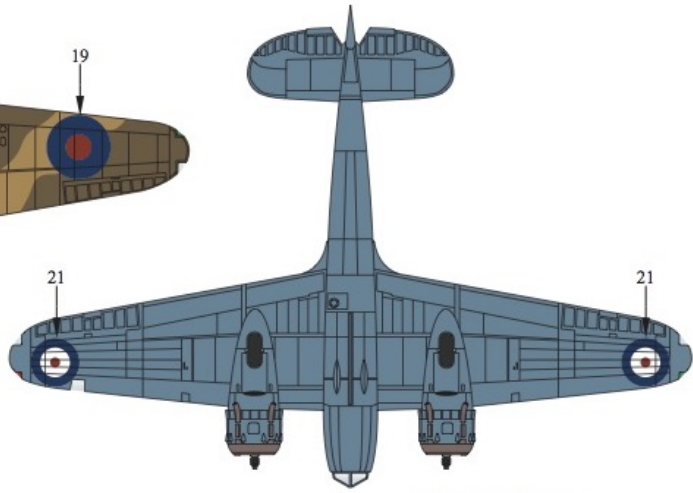
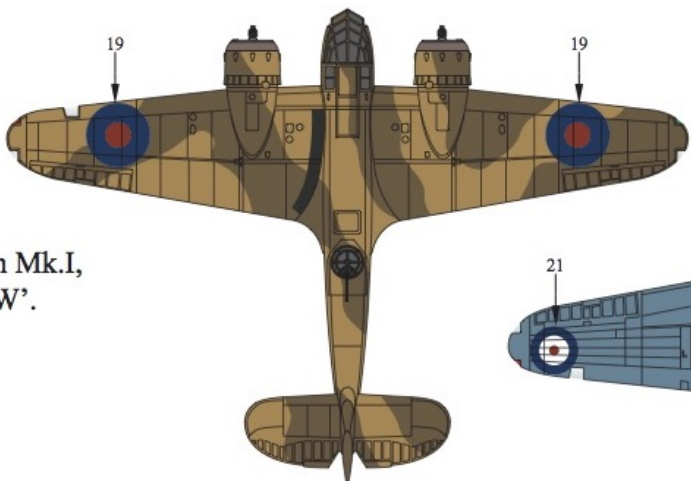
Bristol Blenheim Mk.I,
 K7133, '44.L'.



Bristol Blenheim Mk.If,
 L1426, 'RX.M'.



Bristol Blenheim Mk.I,
 L812, 'OB.W'.



Xtracolor Paints
 X001 Dark Green
 X002 Dark Earth
 X009 Middle Stone
 X012 Night Black
 X026 Azure Blue
 X141 White

Paints:
 The colours used on these aircraft can be found in the Xtracolor (prefix number with X) and Xtracrylix (prefix number with XA1) range of paints.

Xtracrylix Paints
 XA1001 Dark Green
 XA1002 Dark Earth
 XA1009 Middle Stone
 XA1012 Night Black
 XA1026 Azure Blue
 XA1141 White