


Canadair Sabre F.2/F.4/F.5/F.6 Collection



For the best results these decals should be applied to a gloss surface such as provided by either Xtracolor or Xtracrylix paints. Cut out the decal required and soak in warm water until the decal is released from the backing paper. Wet the area to be decaled with MICRO SET which will help to eliminate air trapped under the decal and position the decal.

After 5 or 10 minutes wet the decal with MICRO SOL which will soften the decal and ensure that it settles down over any surface detail. Allow the decal to dry for at least 12 hours. During this time some wrinkling of the decal may occur, this is normal. Do not touch the decal at this time.

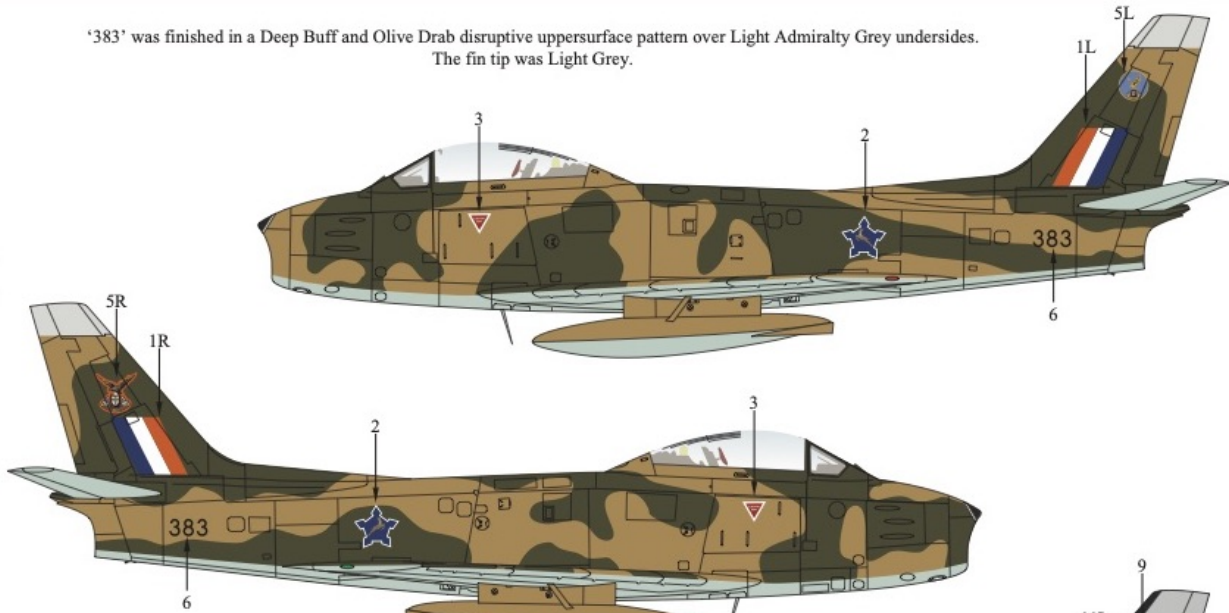
Carefully check for small air bubbles and if there are any prick with a needle and apply a drop of MICRO SOL. After all air bubbles have been eliminated and the decals are dry wash the entire model with water to remove any excess decal adhesive.

When completely dry the whole model should be sprayed with a coat of Xtracolor or Xtracrylix Flat, Satin or Gloss varnish depending on the finish required.

Store in a cool dry place, avoid sunlight, dampness or extremes of temperature and/or humidity.

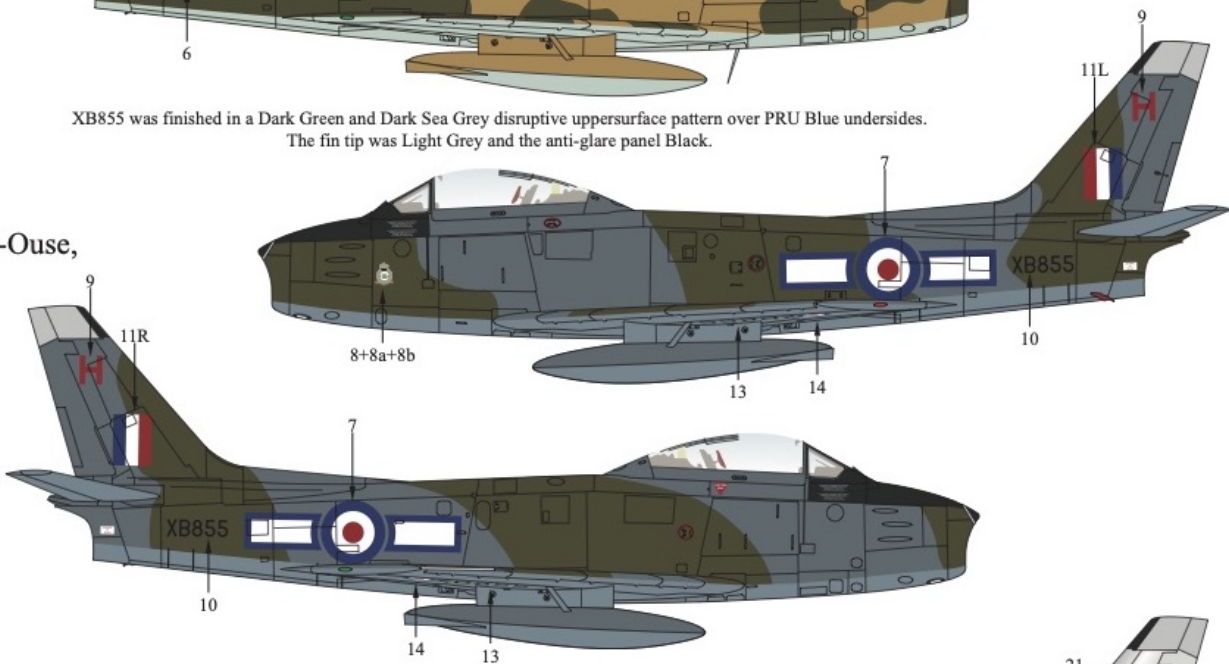
'383' was finished in a Deep Buff and Olive Drab disruptive uppersurface pattern over Light Admiralty Grey undersides.
 The fin tip was Light Grey.

Canadair Sabre F.6,
 '383',
 of 1 Squadron,
 South African Air Force,
 based at Waterkloof AB,
 South Africa,
 1970's.




Canadair Sabre F.6,
 XB855, 'H'
 of 66 Squadron,
 Royal Air Force,
 based at RAF Linton-On-Ouse,
 UK,
 1954.

XB855 was finished in a Dark Green and Dark Sea Grey disruptive uppersurface pattern over PRU Blue undersides.
 The fin tip was Light Grey and the anti-glare panel Black.



Canadair Sabre F.2,
 '19449/BR.449',
 of 434 Squadron,
 Royal Canadian Air Force,
 seen at Istres, en-route to Rabat,
 1950's.

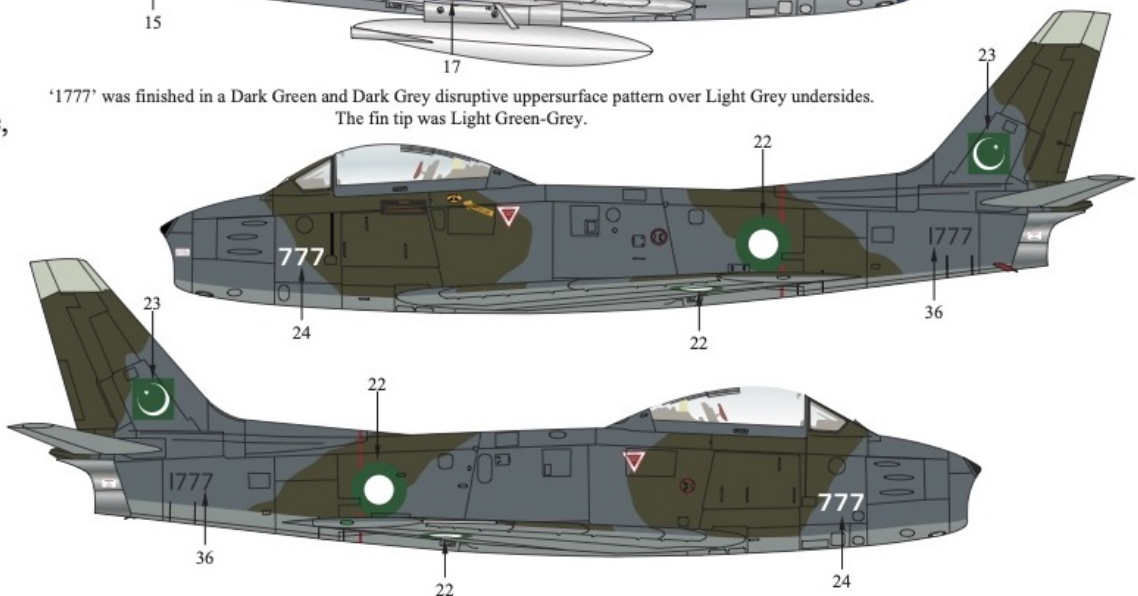
19449 was left in her Natural Metal state but had a Dark Blue sash adorning the forward fuselage.
 The nose was Dark Blue also with the fin tip being Light Grey and the anti-glare panel Black.



Modellers Note:
 This airframe was built with the narrow chord wing.


Canadair Sabre F.6,
 '1777', of Pakistani Air Force,
 1970's.

'1777' was finished in a Dark Green and Dark Grey disruptive uppersurface pattern over Light Grey undersides.
 The fin tip was Light Green-Grey.



'23285' was finished in an overall Gloss Red finish.
 The fin tip was Light Grey, the anti-glare panel was Black and the canopy framing was left Natural Metal.

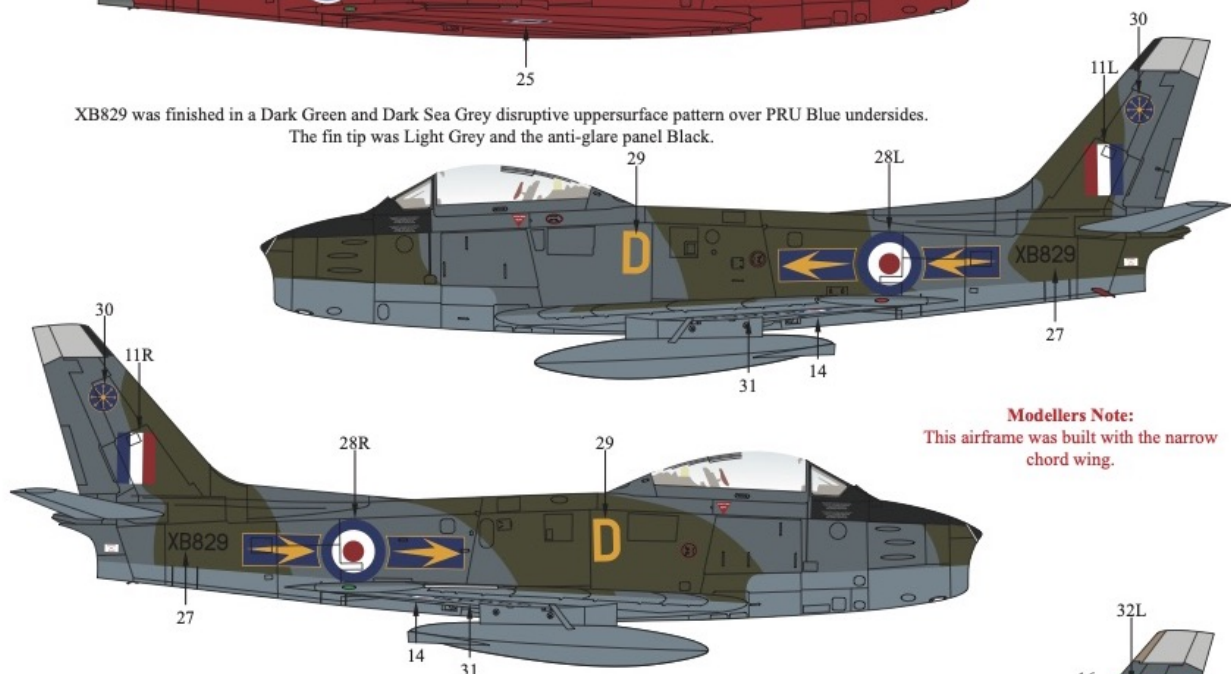
Canadair Sabre F.5,
 '23285',
 of Royal Canadian Air Force,
 Participated in the 1955 Toronto Air
 Show, Trenton, Canada,
 September,
 1955.



Modellers Note:
 This airframe was built with the 6-3 wing.

Canadair Sabre F.4,
 XB829, 'D',
 of 93 Squadron,
 Royal Air Force,
 based at RAFG Jever,
 Germany,
 1955.

XB829 was finished in a Dark Green and Dark Sea Grey disruptive uppersurface pattern over PRU Blue undersides.
 The fin tip was Light Grey and the anti-glare panel Black.



Modellers Note:
 This airframe was built with the narrow
 chord wing.

Canadair Sabre F.6,
 '23604'/IG.604,
 of 439 Squadron,
 Royal Canadian Air Force,
 1950s.

'23604' was finished in a Dark Green and Dark Sea Grey disruptive uppersurface pattern over PRU Blue undersides.
 Red vertical tail band with the fin tip being Light Grey and the anti-glare panel Black.

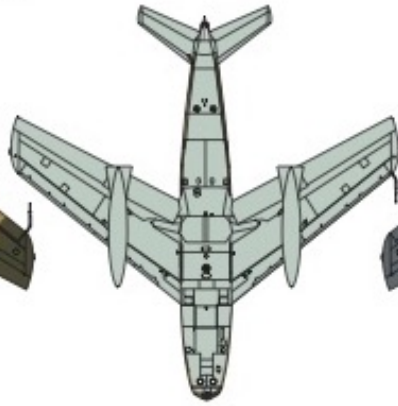
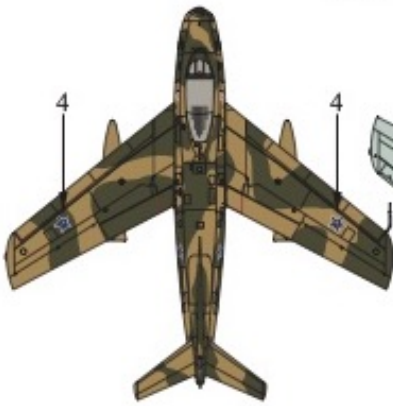


Xtracolor Paints
 X001 RAF Dark Green
 X004 RAF Dark Sea Grey
 X008 PRU Blue
 X030 Blue
 X031 Red
 X111 Olive Drab
 X404 Matt Black
 X501 Silver
 X504 Exhaust

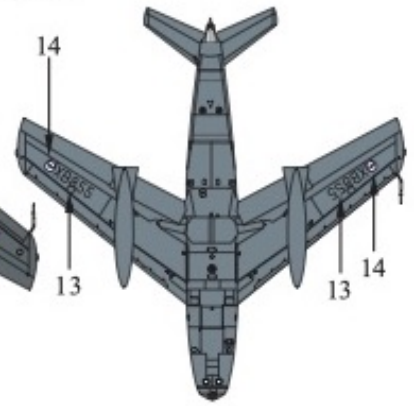
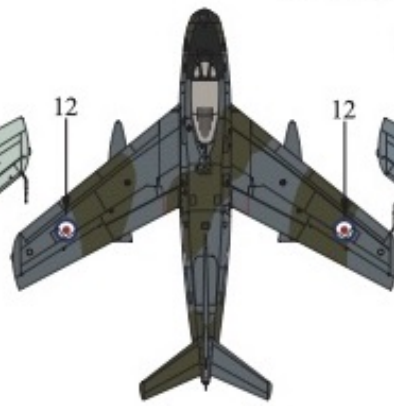
Paints:
 The colours used on these aircraft can be found in the
 Xtracolor (prefix number with X) and Xtracrylix
 (prefix number with XA1) range of paints.

Xtracrylix Paints
 XA1001 RAF Dark Green
 XA1004 RAF Dark Sea Grey
 XA1008 PRU Blue
 XA1030 Blue
 XA1031 Red
 XA1111 Olive Drab

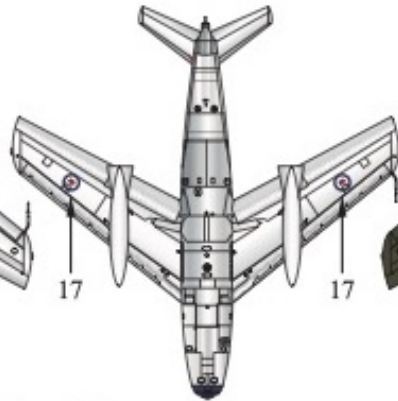
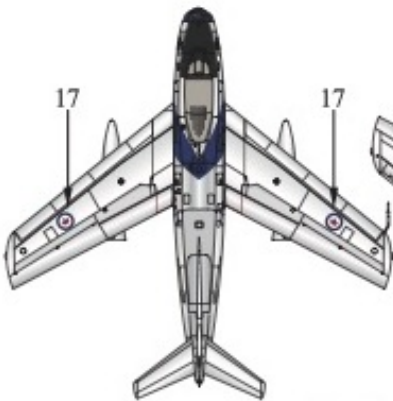
Canadair Sabre F.6,
 '383'.



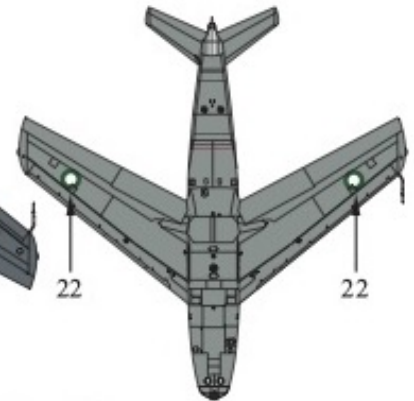
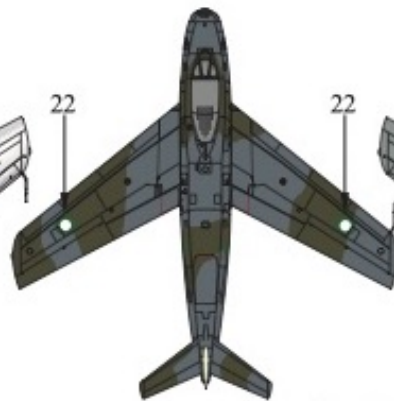
Canadair Sabre F.6,
 XB855, 'H'.



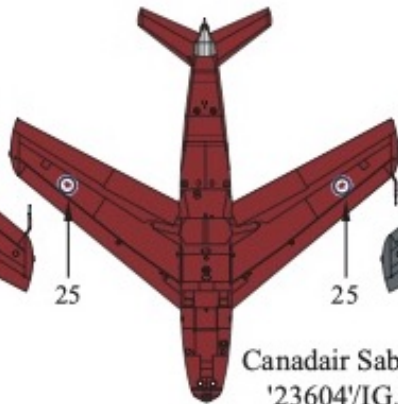
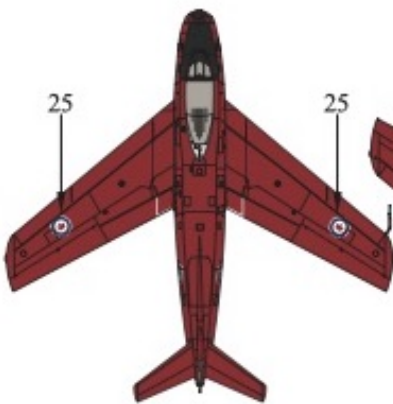
Canadair Sabre F.2,
 '19449/BR.449'.



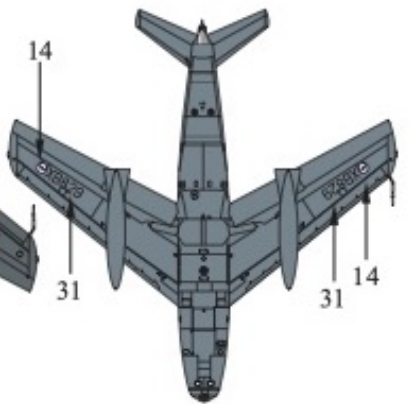
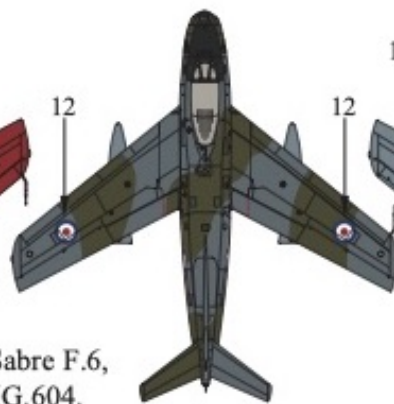
Canadair Sabre F.6,
 '1777'.



Canadair Sabre F.5,
 '23285'.



Canadair Sabre F.4,
 XB829, 'D'.



Canadair Sabre F.6,
 '23604/IG.604'.

