




48230

In Defense of the Reich (Fw-190s)

Part 1

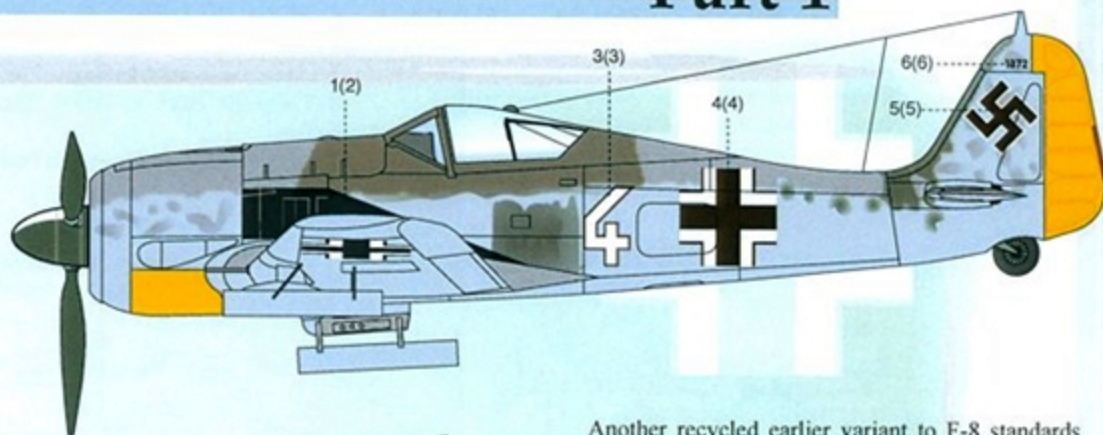


Suggested Kit: Tamiya/DML Family of Fw-190A's

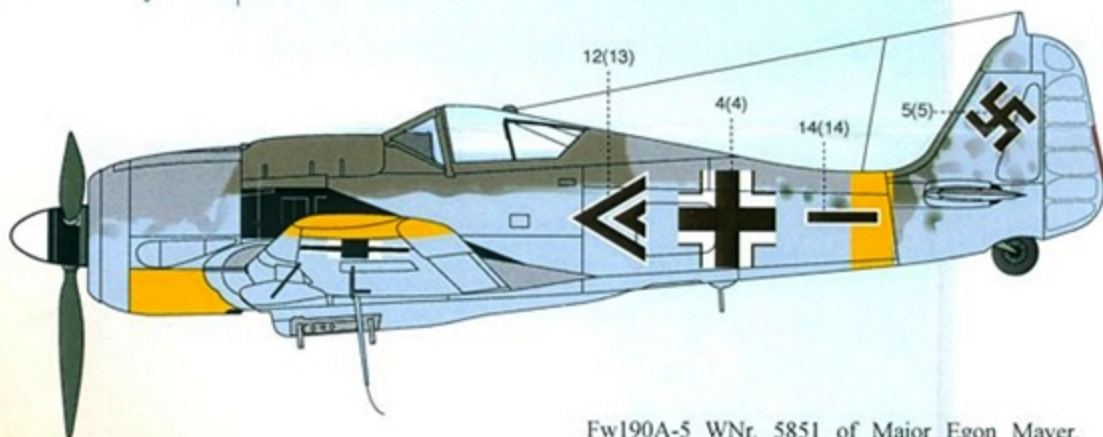
In Defense of the Reich (Fw=190s)

Part 1

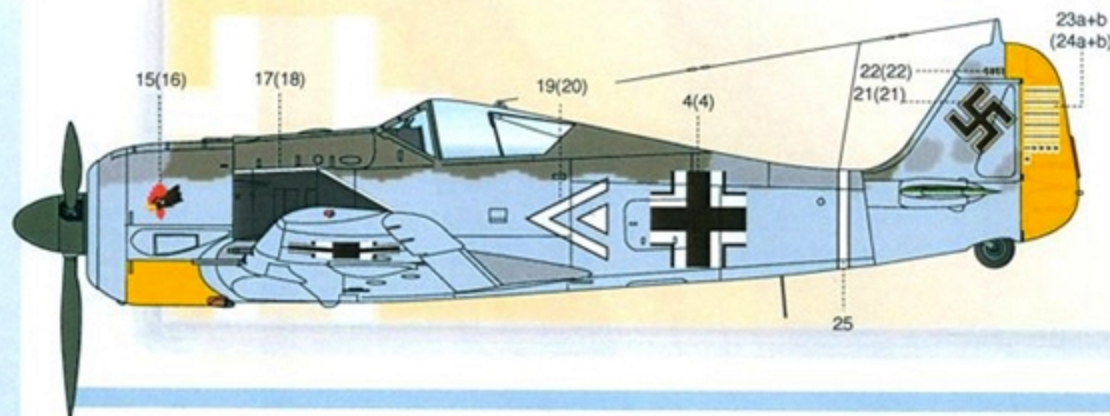
W.Nr. 1372 was a FW 190 A-5 belonging to Erpobunkskommando 25, stationed at Barth, Germany, during the early months of 1944. This a/c was used for testing the rear firing 21 cm. mortar tubes. Three tubes were originally attached to this machine, but it is our belief that only the center one was ever used operationally. Note streamlined exhaust area and standard canopy. Scheme of RLM 74/75/76 with a patch of RLM 74 covering an earlier tactical marking and RLM 70 prop/spinner with a 1/3 White segment complete the decoration of this aircraft.



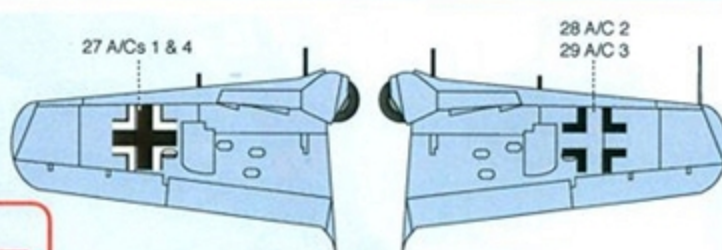
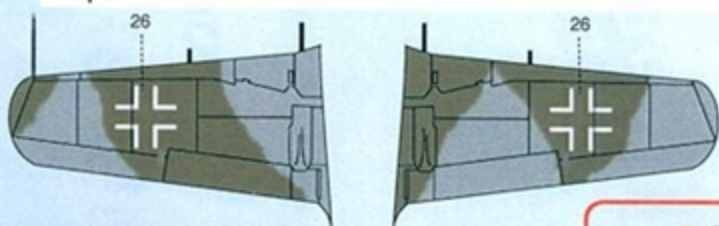
FW 190 G-3, W.Nr. 160749 of II./SG 2 was flown by Major Heinz Frank at Chersones, May 1944. Standard camouflage consisting of RLM 74/75/76 with Yellow lower wing tips, fuselage band and cowling chin. Black spinner with White front section and RLM 70 propeller blades. Light fuselage mottling almost disappearing over the tail surfaces.



Another recycled earlier variant to F-8 standards wears a RLM 74/75/76 scheme with an unusual color (or RLM 76 variant?) sprayed over the fuselage sides and streaked over with RLM 83. Notice that swastika and fuselage cross are carefully edged to avoid further repainting. Black/RLM 70 spinner and prop usual combination. Blown hood on this a/c. This SG 77 a/c was found at Chrudin, Czechoslovakia.



Fw190A-5 W.Nr. 5851 of Major Egon Mayer, Kommandeur of III./JG2 at Beaumont-le-Roger, France, in April 1943. Gray-Green 74 and Gray-Violet 75 upper surfaces with Blue Gray 76 undersides. Gray-Violet tail mottling. Lower cowl and rudder Yellow 04. Black Green 70 prop and spinner. Early standard black and white crosses on lower wing and fuselage positions; swastika has thin black outlining. Black-outlined white chevron and fuselage stripe. III./JG2 emblem on both sides of the cowl. Sixty-two of Mayer's total of 102 kills carried on the rudder.



Copyright © 10/2005



Aires offers super-detailing accessories for this and many other subjects in their range. Check our website at www.Aeromaster.com for this and many other wonderful products; Available To You Now!

Upper surface camouflage for these A/C is not known with certainty, therefore we are indicating a standard well known pattern. Use your discretion.

COLOR SCHEMES



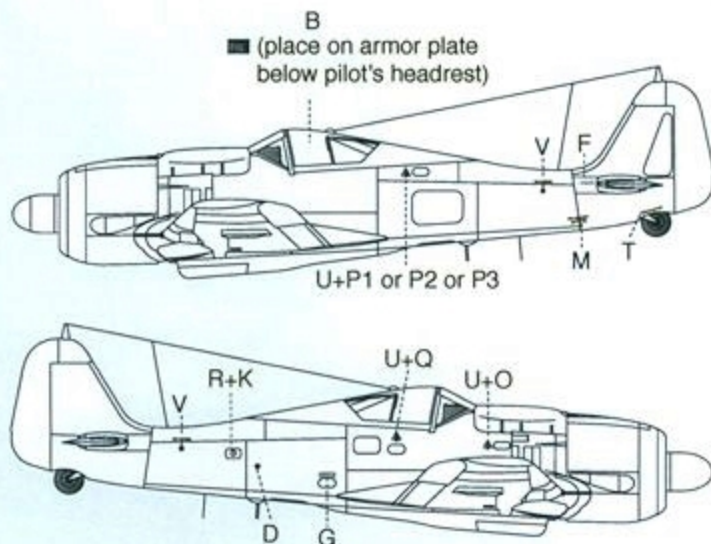
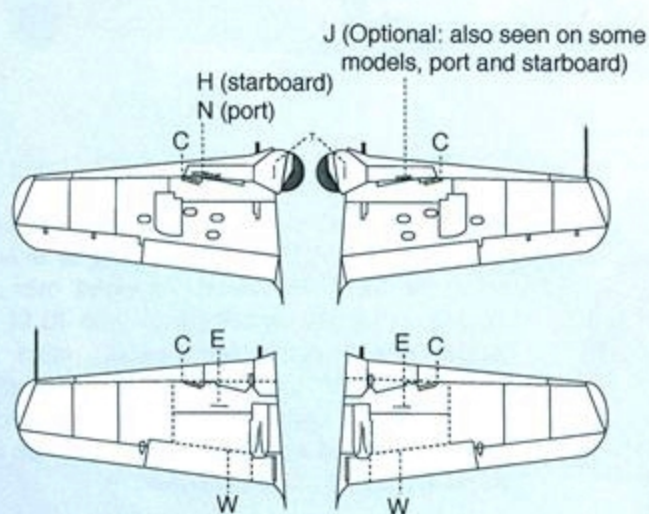
RLM 83 RLM 74 RLM 75 RLM 76 RLM 02

Recommended Kits:

Tamoya/DML Family of Fw-190A's

References:

1. Aero Detail 6. Focke-Wulf FW 190A/F. 1993 by S. Nohara.
2. Planes of the Luftwaffe Fighter Aces. Vol 2. Bernd Barbas. Kookaburra Tech. Pub. Pty Ltd. Melbourne, 1985.
3. Aircraft of the Luftwaffe Fighter Aces I.
4. Famous Airplanes of the World #6, Focke Wulf . FW 190, Sept. 1973.
5. Aircam Aviation Series #44, Focke Wulf FW 190A/F/G Luftwaffe by Christopher Shores. Osprey Publishing, 1974.
6. Focke Wulf FW 190 in Action, Aircraft #19 by Jerry Campbell. Squadron/Signal Publications, 1975.
7. Camouflage and Markings of the Luftwaffe Aircraft, Vol. 1 Day Fighters.
8. Luftwaffe Aces in WWII, Illustrated Warplane History #3 by Shigeru Nohara.
9. Luftwaffe Fighter Aircraft in Profile by Sundin and Bergstrom. Vol I and II.



EAGLE STRIKE
Productions
12902 SW 132nd CT, Miami, FL 33186
U.S.A.
Ph: (786) 293-0411, Fax: (786) 293-8822

EAGLE STRIKE
Productions