

AeroMaster.

48-220



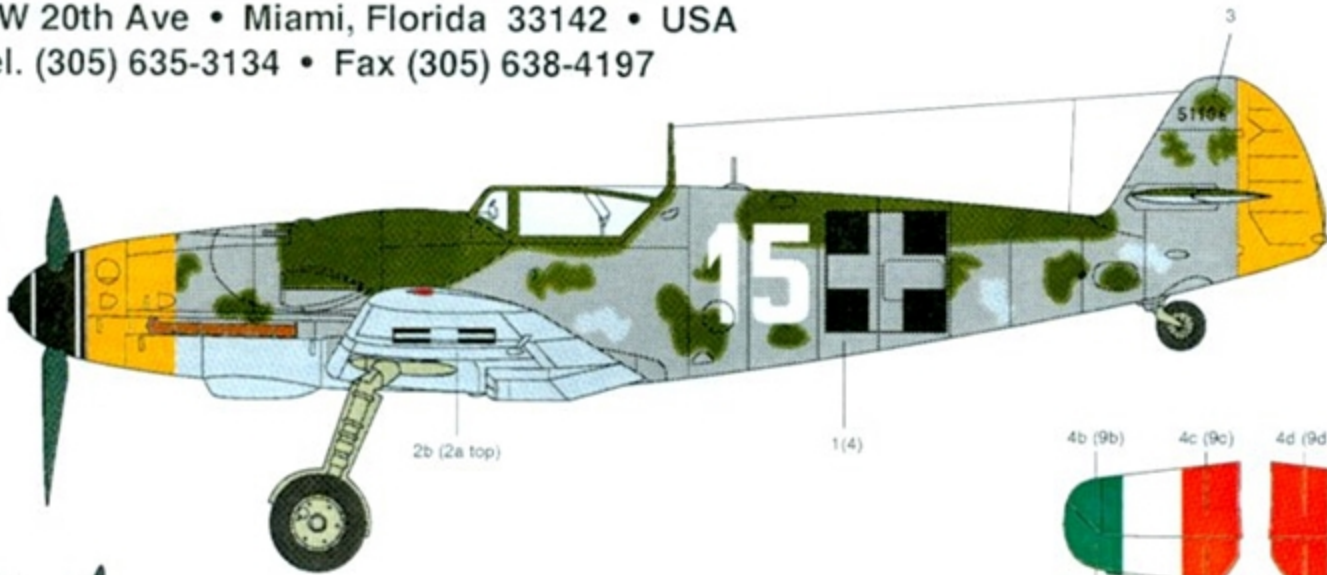
Hungarian Air Force Pt. I



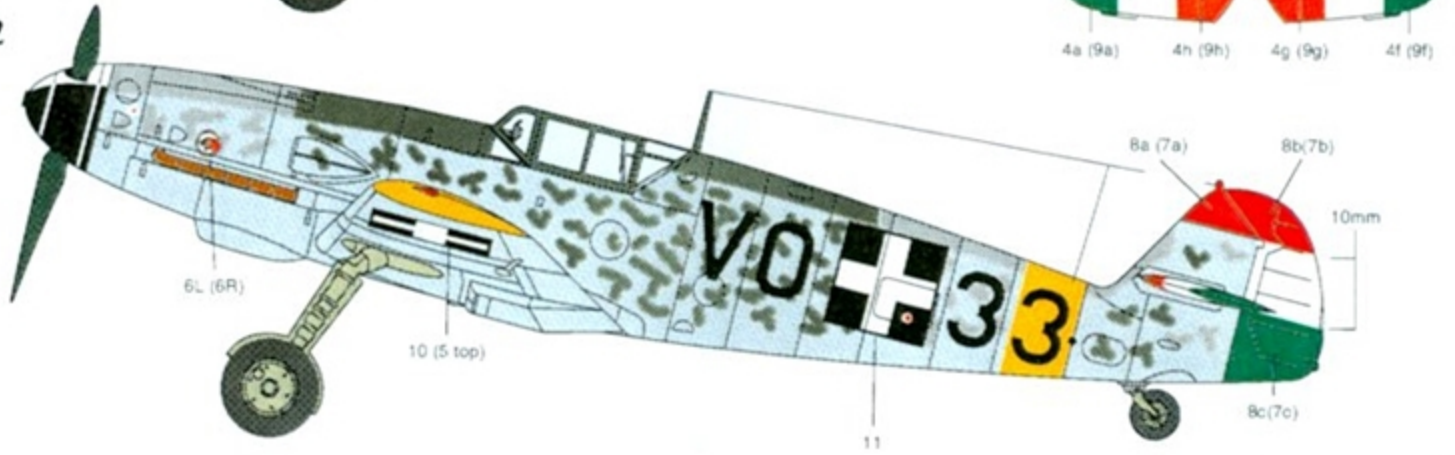
48-220

3615 NW 20th Ave • Miami, Florida 33142 • USA
 Tel. (305) 635-3134 • Fax (305) 638-4197

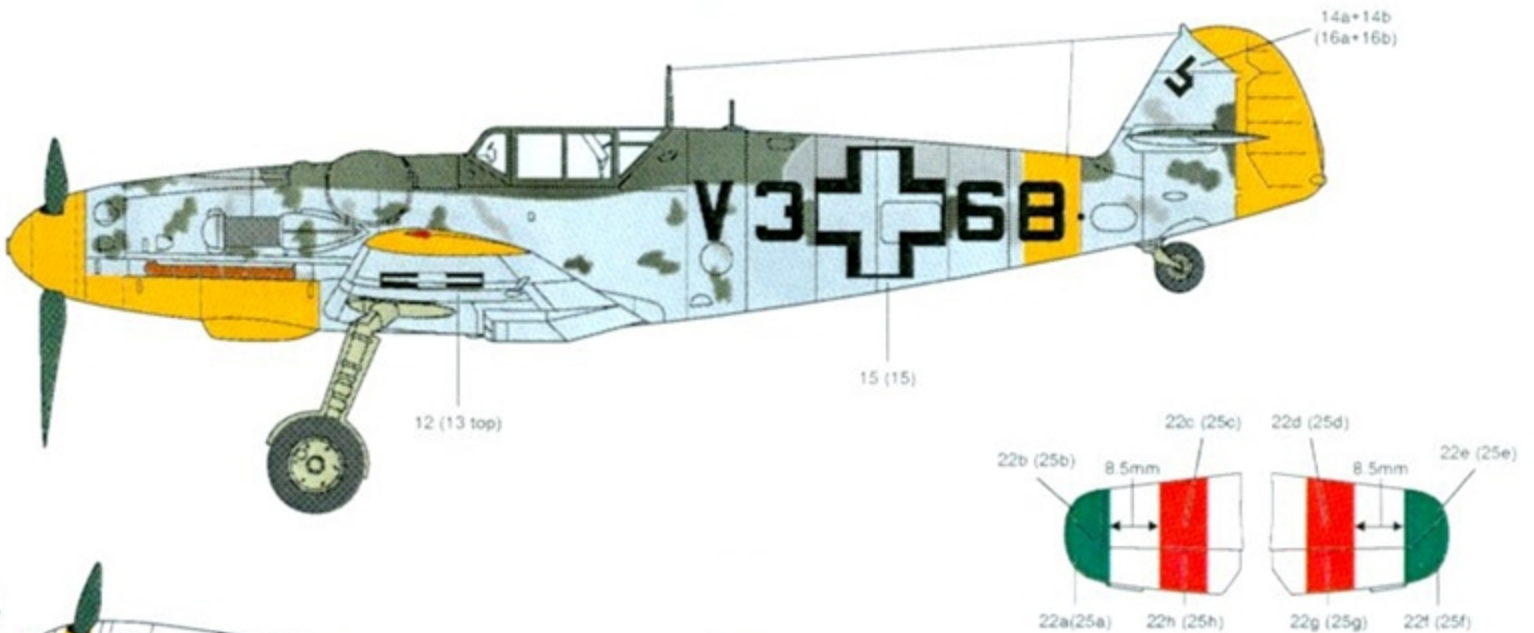
A/C # 1



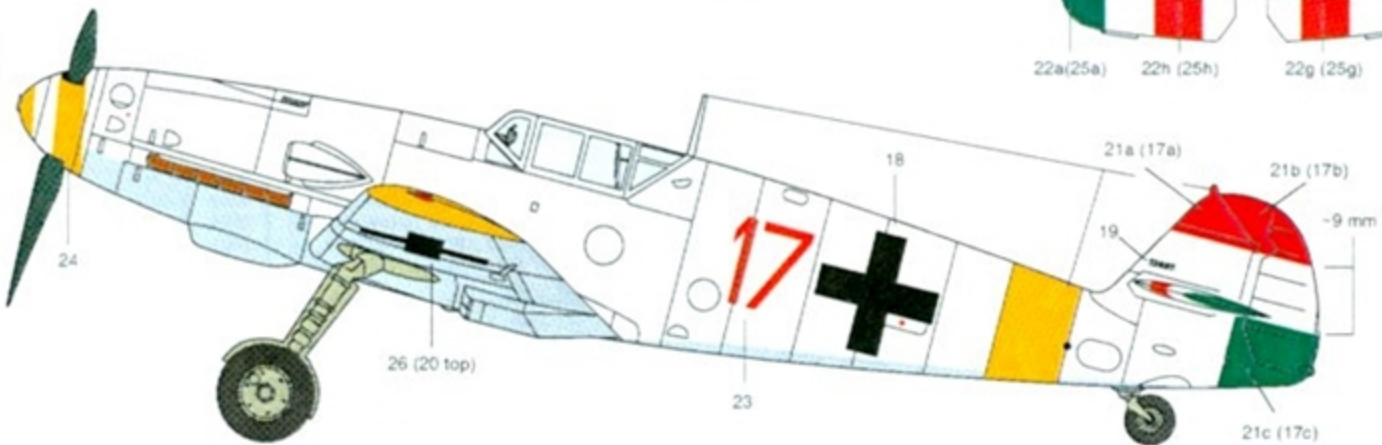
A/C # 2



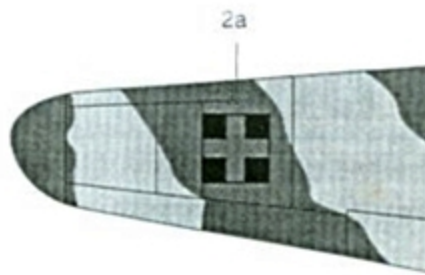
A/C # 3



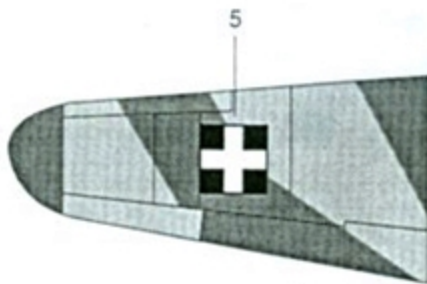
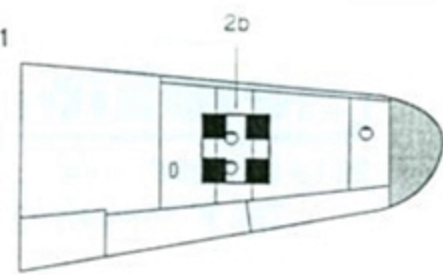
A/C # 4



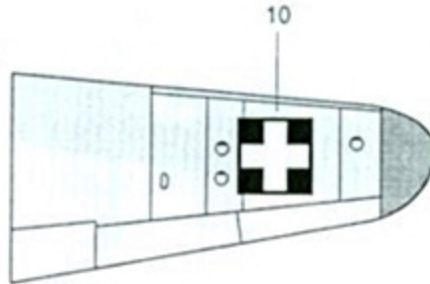
Bf109G-14AS, assigned to 101/3 Fighter-bomber Squadron, April 1945. Camouflage is believed to be RLM 82/75/76 with 82/76 mottling on the fuselage sides. The aircraft also features a Yellow RLM 04 nose band and rudder. The propeller spinner was black.



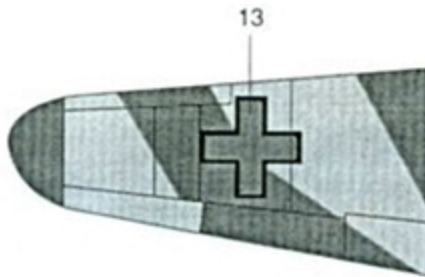
A/C #1



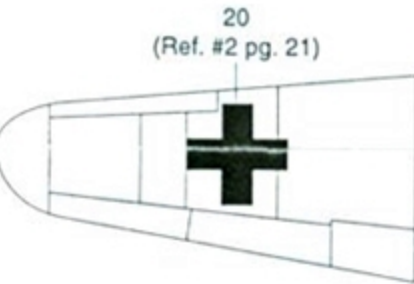
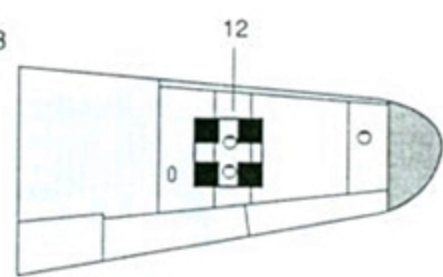
A/C #2



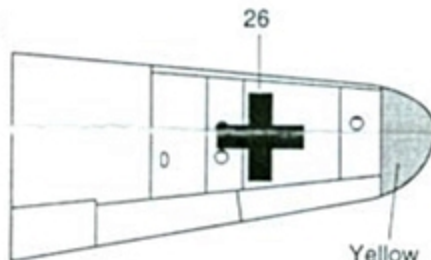
Bf109G-6 of 5/2 Fighter Squadron, 1943. The upper surfaces painted in standard RLM 74/75 colors with a sparse mottle of both carried down the fuselage sides. The undersurfaces were RLM 76 with RLM 04 yellow spinner, nose under surface, wing tips and rudder. The propeller blades were most likely the standard RLM 70. Note the partially painted-out Swastika on the port fin. Not knowing the condition of the starboard emblem, we have provided both partial and complete Swastikas (27a+b).




A/C #3



A/C #4



Bf109F-4b of 1/1 fighter-bomber squadron, Eastern Front, 1943. The standard RLM 74/75 upper surfaces received a white distemper winter camouflage over RLM 76. The lower wing tips and fuselage stripe were RLM 04 yellow. The spinner, decorated with an unusual yellow spiral, appears to have been white, while the prop blades were RLM 70. Paint the red and green areas of the fin, rudder and tail white prior to applying the Green and Red stripes. Some slight trimming might be required when applying the decals to improve fit.



Camouflage Pattern for Upper Surfaces

Warning: In order to obtain minimum thickness and maximum opacity to the red/green stripes, you must paint the areas right below them gloss white.



Camouflage Pattern for Upper Surfaces

References:

- 1. Hungarian Air Force, G. Punka, 1995
- 2. A *Messzer,* G. Punka, 1995

Suggested Kits:

- Hasegawa Bf109F-4
- Hobbycraft Bf109G-6
- Hobbycraft Bf109G-10 (G-14AS)
- Revell Bf109G-10 (G-14AS)

Recommended AeroMaster Washed Colors Acrylic					
1004	Tire Black	1023	RLM 70 Schwzgrün		
1010	RLM 02 Grau	1024	RLM 71 Dunkelgrün		
1011	RLM 04 Yellow	1025	RLM 74 Graugrün		
1012	RLM 21 White	1026	RLM 75 Grauviolett		
1013	RLM 22 Black	1027	RLM 76 Lichtblau		
1014	RLM 23 Red	1033	RLM 82 Dunkelgrün		
1015	RLM 24 Blue				

Recommended AeroMaster Washed Colors Enamels					
9001	Black	9023	RLM 70 Schwzgrün		
9002	White	9024	RLM 71 Dunkelgrün		
9003	Yellow	9025	RLM 74 Graugrün		
9004	Blue	9026	RLM 75 Grauviolett		
9005	Red	9027	RLM 76 Lichtblau		
9010	Tire Black	9030	RLM 82 Dunkelgrün		
9036	RLM 04 Gelb				

If you have suggestions for future subject matter, AeroMaster would like to hear from you. Our goal is to provide high quality, well researched decals of unusual and interesting subjects. We value our customers' inputs, so if you have specific suggestions or photographs of unusual subject matter which you would be willing to share, please contact:

AeroMaster Decals™

3615 NW 20th Ave • Miami, Florida 33142 • USA