

EAGLE STRIKE



48163

Best Sellers THUNDERBOLTS



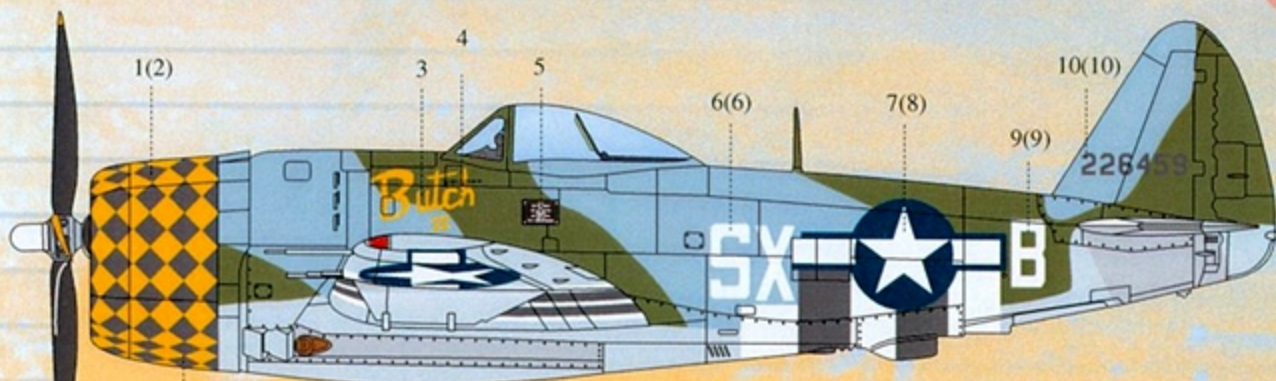
Suggested Kit: Tamiya P-47 Thunderbolt family.

Best Sellers

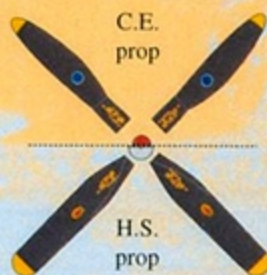
THUNDERBOLTS



PART IV



The cowl diamonds have been adjusted for Tamiya's P-47 Thunderbolt Family. Please paint cowlings Yellow before decaling.

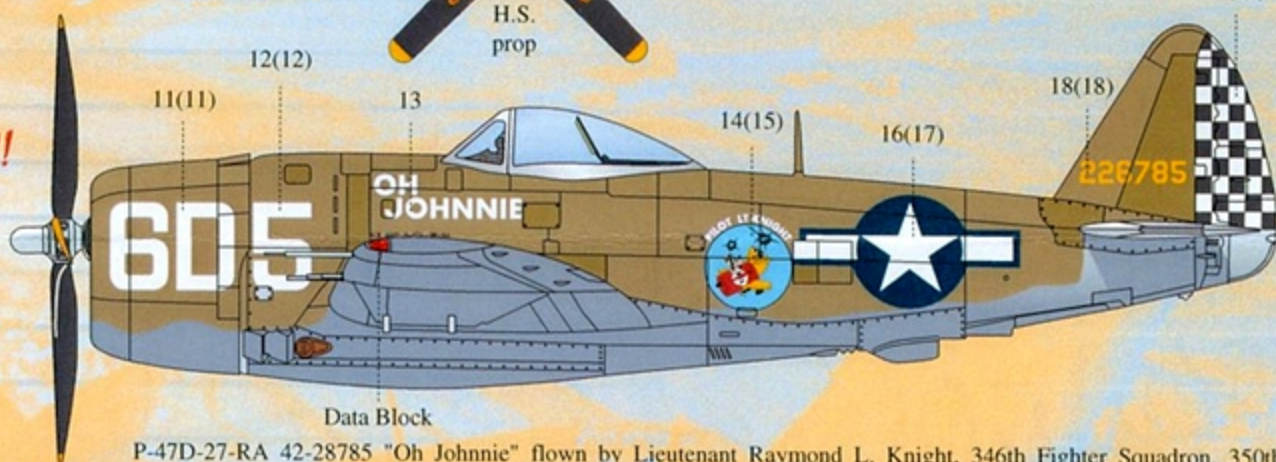


P-47D-25-RE, 42-26459, "Butch II", from 352nd FS, 353rd FG, Raydon, England, July 1944. Flown by Capt. Bill Bailey. References disagree on camouflage colors but they probably are Green and Bluish Gray over Light Gray or N.M.. Hamilton Standard type prop with White spinner. Great photo of this A/C on page 73, ref. 4. Lower surfaces D-Day bands embellished this colorful A/C.

19(20)

Invasion Stripe Decals are available for P47's in AMD 48-650/ 48-651

Available NOW!




Data Block

P-47D-27-RA 42-28785 "Oh Johnnie" flown by Lieutenant Raymond L. Knight, 346th Fighter Squadron, 350th Fighter Group, 12th Air Force, based at Pisa, Italy. Lt. Knight was awarded the Medal of Honor for low level attacks against German airfields in Northern Italy on 24 and 25 April, 1945. He destroyed over 20 German aircraft before he was brought down by flak and killed. "Oh Johnnie" had 35" Blue-bordered fuselage stars and 40" stars on the upper left and lower right wings. We believe codes on the right side of the nose read 6 D5. However, we do not have a picture of this A/C's right side. If you decide that the code should read 5 D 6, simply slice the part #11 and apply the numbers individually. Olive Drab over Neutral or lighter Gray camo, this A/C was probably reclaimed Brazilian stock. Oh Johnnie is not the A/C used during his epic day. That A/C was a Natural Metal P-47D code 602 and had over 40 mission markings on the right side. Perhaps a future ESP subject??



Aires offers super-detailing accessories for this and many other subjects in their range. Check our website at www.Aeromaster.com for this and many other wonderful products: **Available To You Now!**



COLOR SCHEMES



P-47D-28-RA, 42-20072 "BATTLE BABY". This Jug was finished in the standard scheme of Aluminum with an Olive Drab anti-glare panel. The cowl was Yellow with Black trim and the spinner was also painted Yellow. A Black band was carried on the fuselage. Application of the nose art and kill markings to the starboard side could not be confirmed, but spare decals are provided for this purpose. Use your judgement.

Copyright ' 09/2004

Catch us on the net!



www.EagleStrikeProductions.com