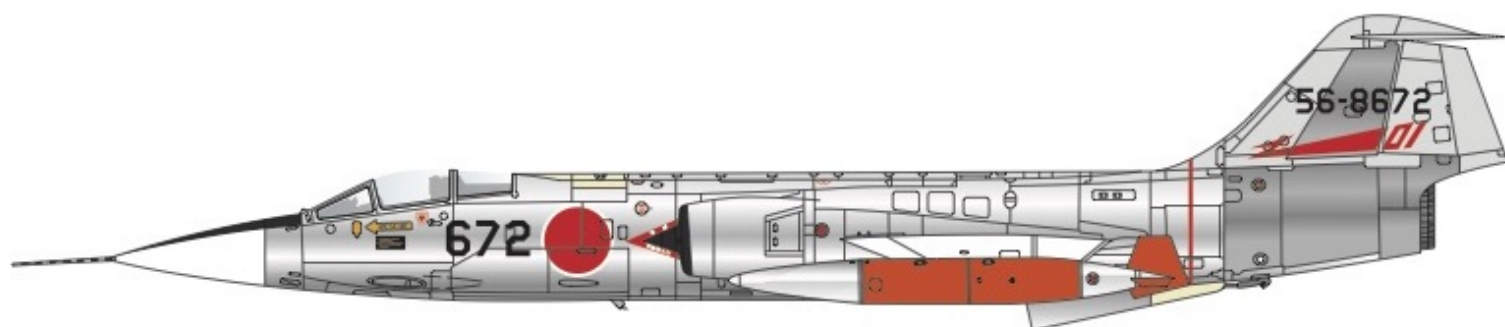



## Lockheed F-104 Starfighter Collection Pt2



For the best results these decals should be applied to a gloss surface such as provided by either Xtracolor or Xtracrylix paints. Cut out the decal required and soak in warm water until the decal is released from the backing paper. Wet the area to be decaled with MICRO SET which will help to eliminate air trapped under the decal and position the decal.

After 5 or 10 minutes wet the decal with MICRO SOL which will soften the decal and ensure that it settles down over any surface detail. Allow the decal to dry for at least 12 hours. During this time some wrinkling of the decal may occur, this is normal. Do not touch the decal at this time.


Carefully check for small air bubbles and if there are any prick with a needle and apply a drop of MICRO SOL. After all air bubbles have been eliminated and the decals are dry wash the entire model with water to remove any excess decal adhesive.

When completely dry the whole model should be sprayed with a coat of Xtracolor or Xtracrylix with a coat of Flat, Satin or Gloss varnish depending on the finish required.

Store in a cool dry place, avoid sunlight, dampness or extremes of temperature and/or humidity.

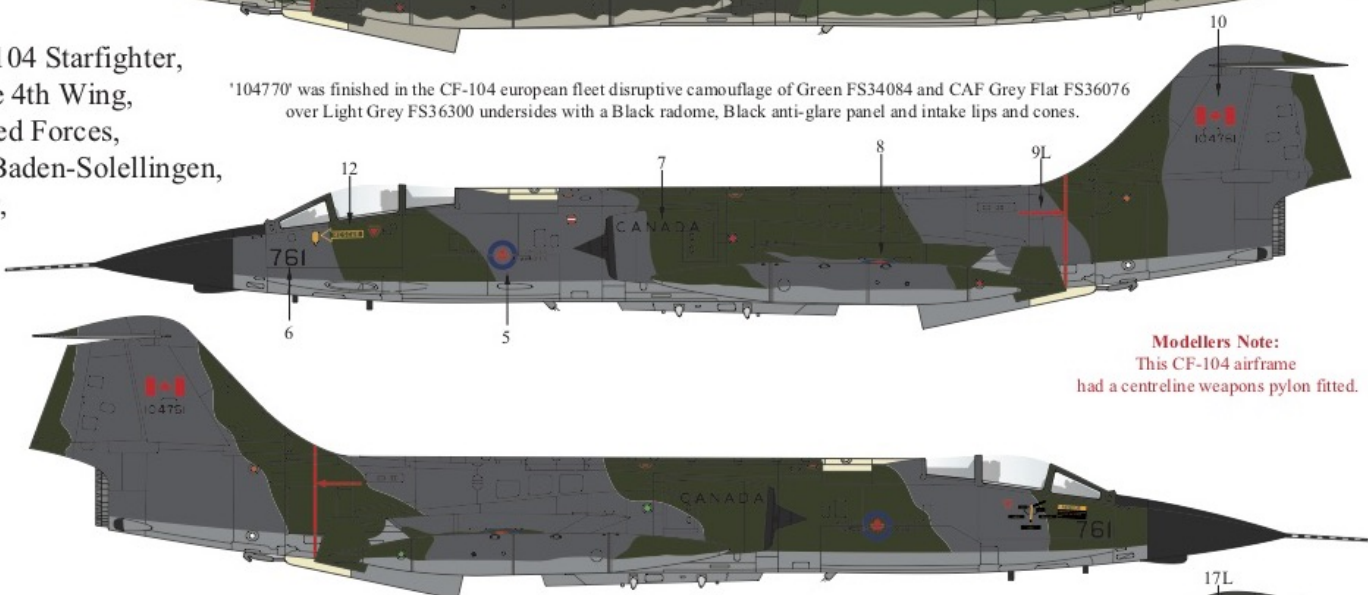
9054/'FX90' was painted in the USAF Asia One style camouflage pattern consisting of Medium Green FS34102, Dark Green FS34079 and Tan FS30219 over Pale Gray FS36622. Black radome.

Lockheed RF-104G Starfighter  
 '9054/FX90' of 10th Tactical Wing,  
 Force aérienne belge,  
 (Belgian Air Force)  
 based at Kleine-Brogel,  
 Belgium,  
 1980.



Lockheed CF-104 Starfighter,  
 '104761', of the 4th Wing,  
 Canadian Armed Forces,  
 based at CFB Baden-Solellingen,  
 West Germany,  
 1983.

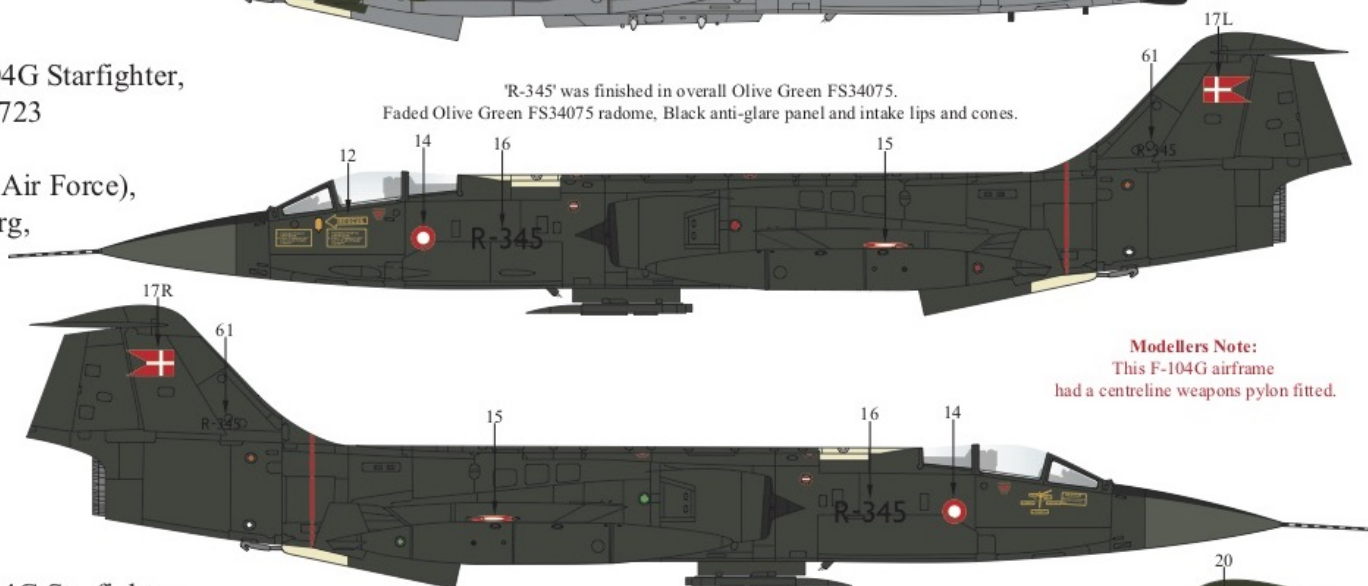
'104770' was finished in the CF-104 european fleet disruptive camouflage of Green FS34084 and CAF Grey Flat FS36076 over Light Grey FS36300 undersides with a Black radome, Black anti-glare panel and intake lips and cones.



**Modellers Note:**  
 This CF-104 airframe  
 had a centreline weapons pylon fitted.

Lockheed F-104G Starfighter,  
 'R-345' of Esk. 723  
 Flyvevåbnet,  
 (Royal Danish Air Force),  
 based at Aalborg,  
 Denmark,  
 1980s.


'R-345' was finished in overall Olive Green FS34075. Faded Olive Green FS34075 radome, Black anti-glare panel and intake lips and cones.



**Modellers Note:**  
 This F-104G airframe  
 had a centreline weapons pylon fitted.

Lockheed F-104G Starfighter,  
 'JA+124', of Jagdgeschwader 'Richthofen' (JG 71),  
 Luftwaffe,  
 (German Air Force),  
 based at Wittmund,  
 West Germany,  
 1965.

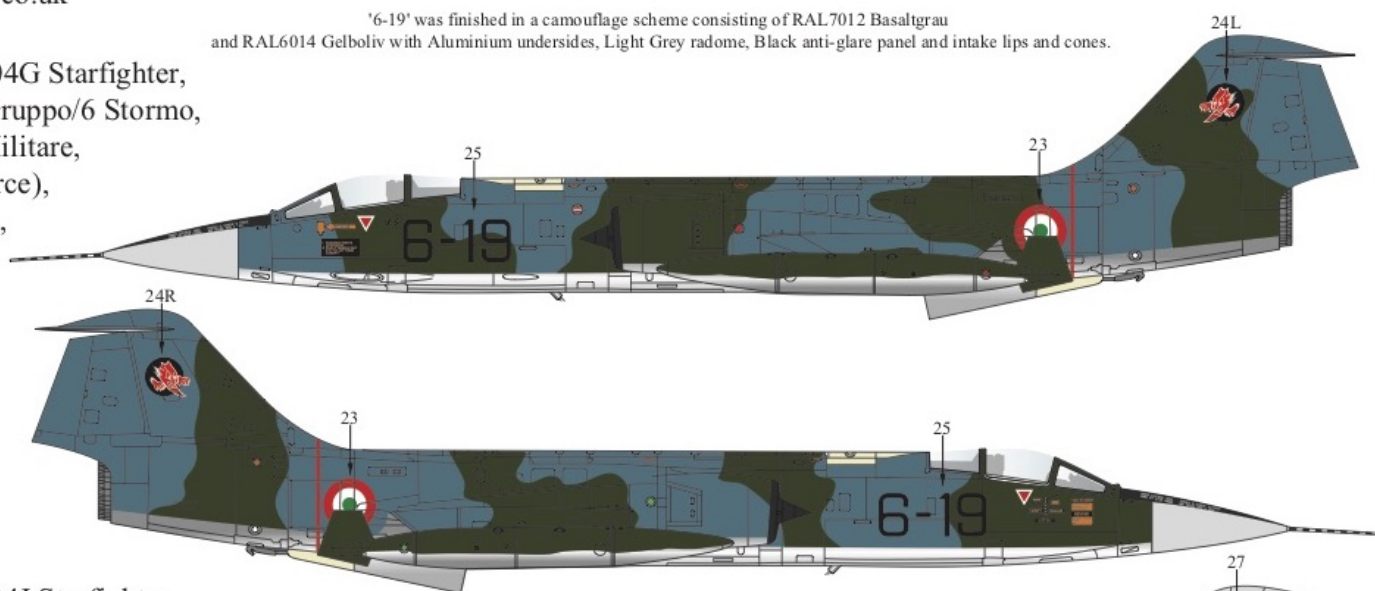
'JA+124' was finished in a splintered RAL7012 Basaltgrau and RAL6014 Gelboliv camouflage over RAL7001 Silbergrau undersides with a Light Grey radome, Black anti-glare panel and intake lips and cones.





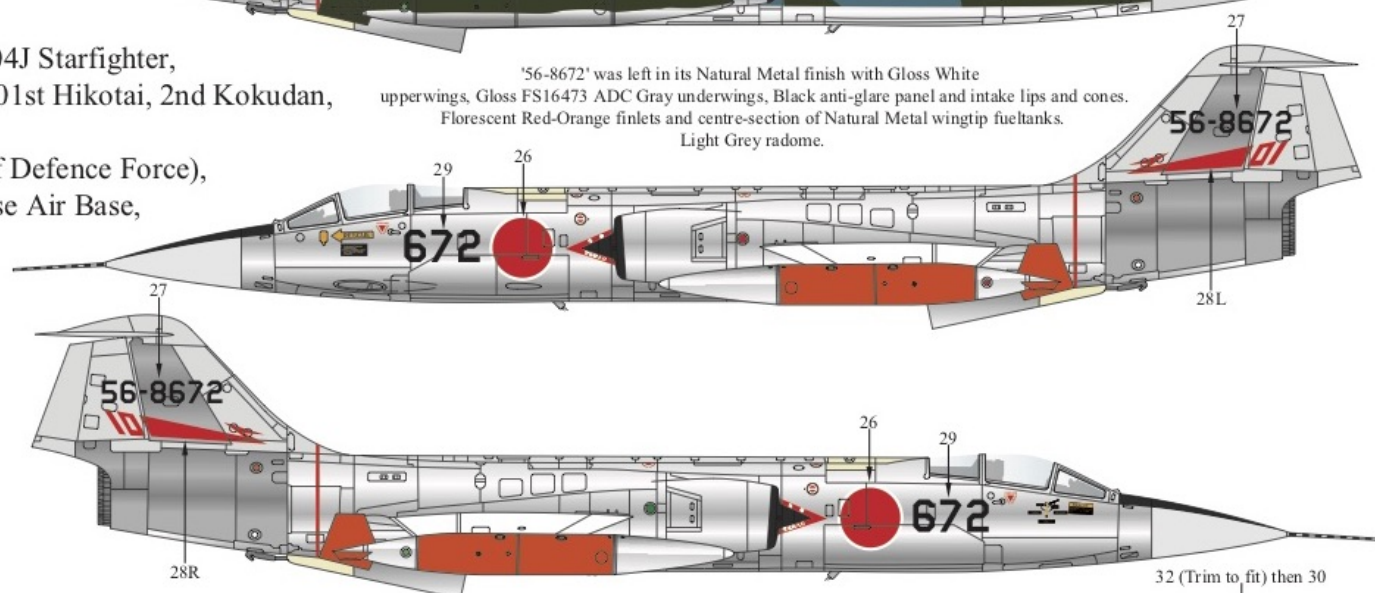
'6-19' was finished in a camouflage scheme consisting of RAL7012 Basaltgrau and RAL6014 Gelboliv with Aluminium undersides, Light Grey radome, Black anti-glare panel and intake lips and cones.

Lockheed F-104G Starfighter,  
 '6-19' of 154 Gruppo/6 Stormo,  
 Aeronautica Militare,  
 (Italian Air Force),  
 based at Ghedi,  
 Italy,  
 Summer,  
 1965.



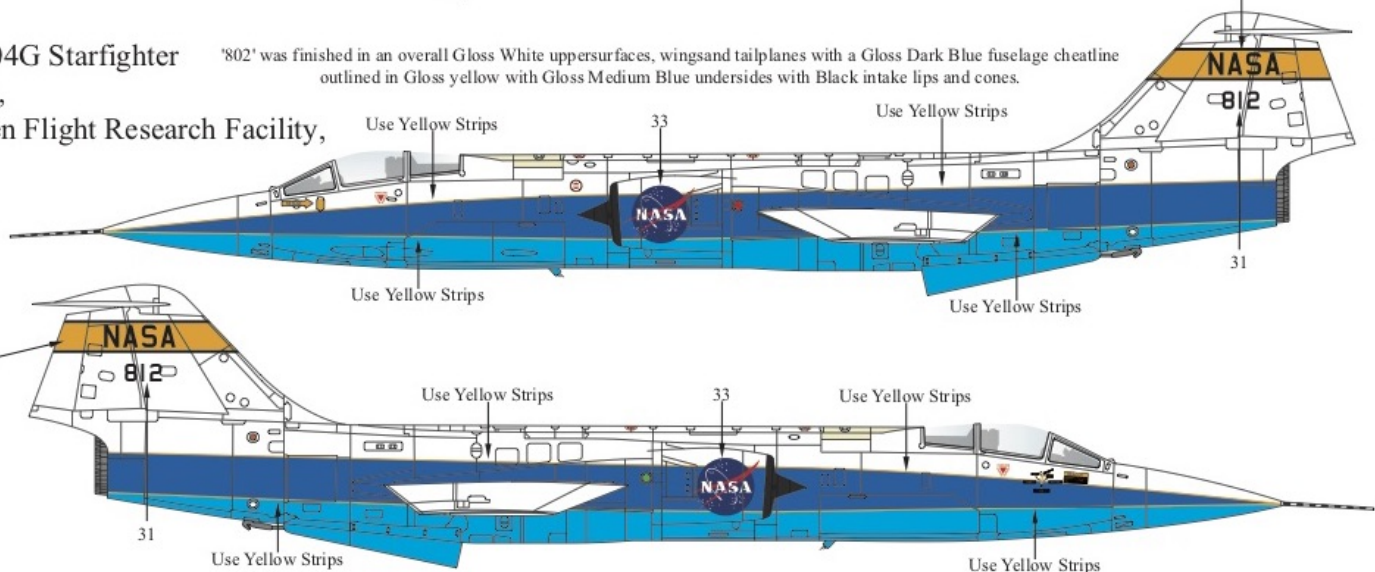
Lockheed F-104J Starfighter,  
 '56-8672', of 201st Hikotai, 2nd Kokudan,  
 Kōkū Jieitai,  
 (Japan Air Self Defence Force),  
 based at Chitose Air Base,  
 Japan,  
 1970's.

'56-8672' was left in its Natural Metal finish with Gloss White upperwings, Gloss FS16473 ADC Gray underwings, Black anti-glare panel and intake lips and cones. Florescent Red-Orange finlets and centre-section of Natural Metal wingtip fueltanks. Light Grey radome.



Lockheed F-104G Starfighter  
 '802' of NASA,  
 based at Dryden Flight Research Facility,  
 California,  
 USA,  
 1980's.

'802' was finished in an overall Gloss White uppersurfaces, wings and tailplanes with a Gloss Dark Blue fuselage cheatline outlined in Gloss yellow with Gloss Medium Blue undersides with Black intake lips and cones.



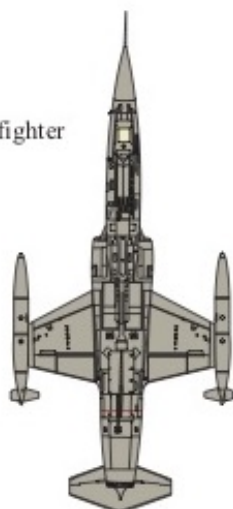
**Paints:**

The colours used on these aircraft can be found in the Xtracolor (prefix number with X) and Xtracrylix (prefix number with XA1) range of paints.

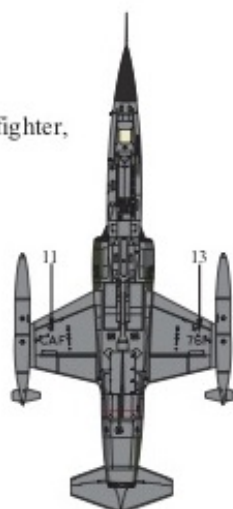

- Xtracolor Paints  
 X102 Tan Vietnam  
 X110 Forest Green  
 X128 Engine Grey  
 X135 Dark Compass Grey  
 X138 ADC Grey  
 X140 Light Grey  
 X141 White  
 X166 Green Vietnam  
 X251 RAL 6014 Gelboliv  
 X254 RAL 7012 Basaltgrau  
 X255 RAL 7001 Silbergrau  
 X500 Duraluminum  
 X504 Exhaust

- Xtracrylix Paints  
 XA1102 Tan Vietnam  
 XA1110 Forest Green  
 XA1128 Engine Grey  
 XA1135 Dark Compass Grey  
 XA1138 ADC Grey  
 XA1140 Light Grey  
 XA1141 White  
 XA1166 Green Vietnam  
 XA1251 RAL 6014 Gelboliv  
 XA1254 RAL 7012 Basaltgrau  
 XA1255 RAL 7001 Silbergrau

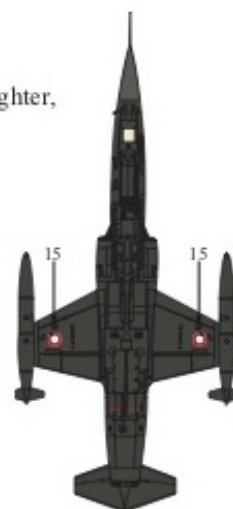
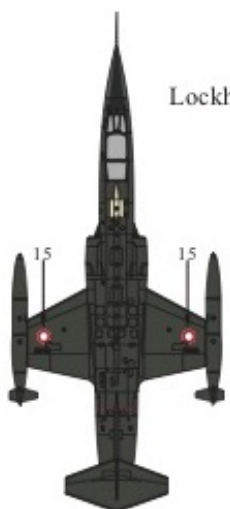
Lockheed RF-104G Starfighter  
 '9054/FX90'.



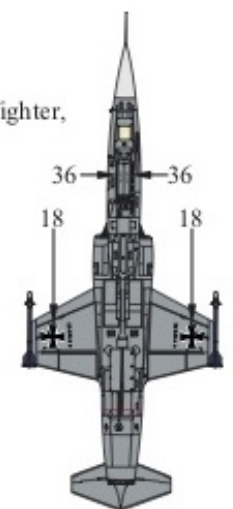
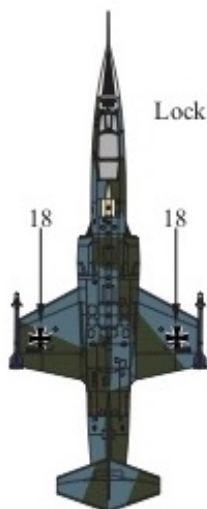
Lockheed CF-104 Starfighter,  
 '104770'.



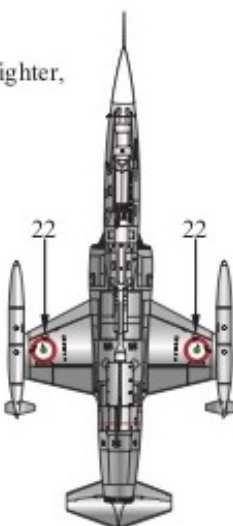
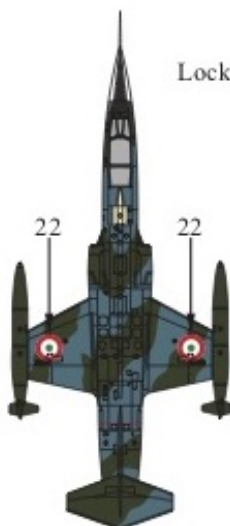
Lockheed F-104G Starfighter,  
 'R-345'.



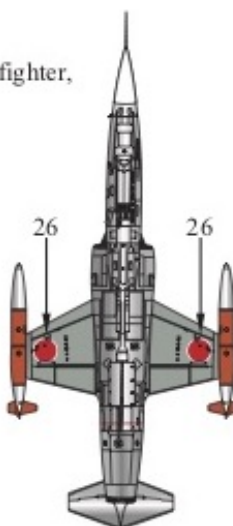
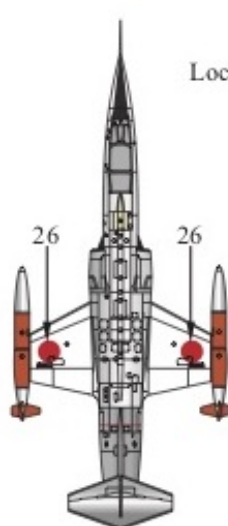
Lockheed F-104G Starfighter,  
 'JA+124'.



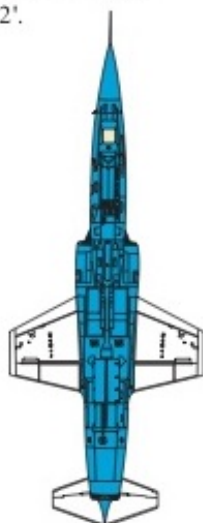
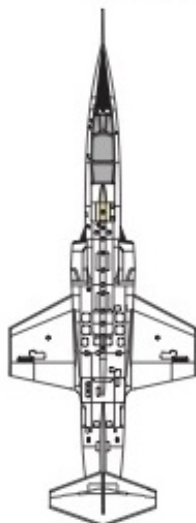
Lockheed F-104G Starfighter,  
 '6-19'.



Lockheed F-104J Starfighter,  
 '56-8672'.



Lockheed F-104G Starfighter  
 '802'.



Many Thanks to:  
 Pierpaolo Maglio & Carl Wimmi  
 for their help with this sheet