

# Third Group™

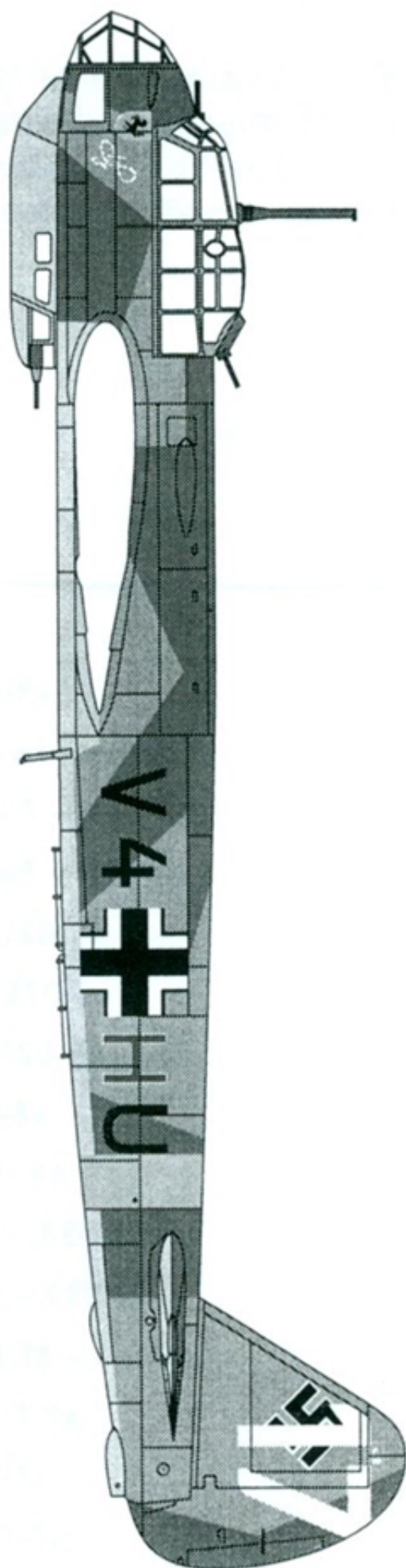
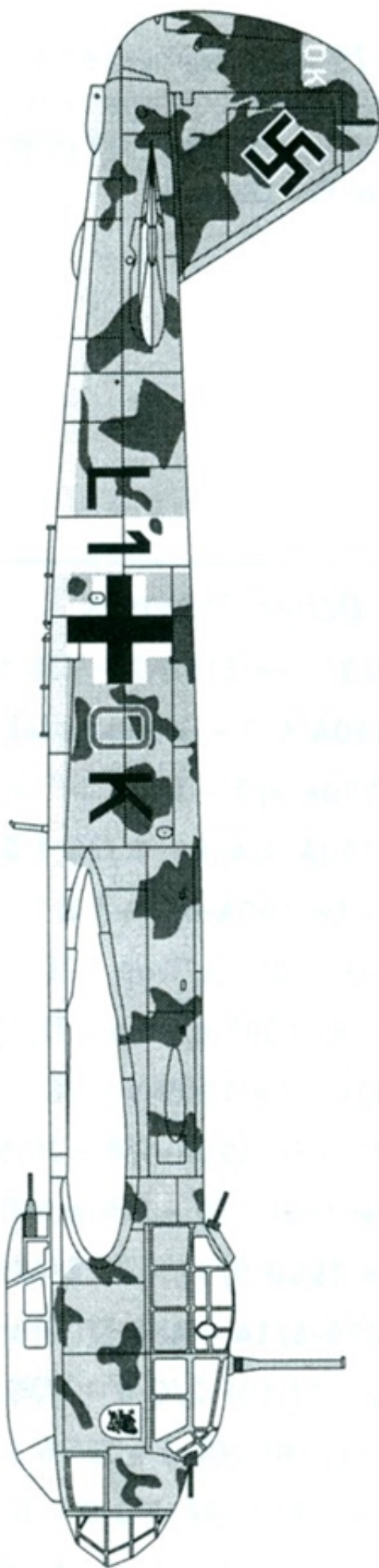
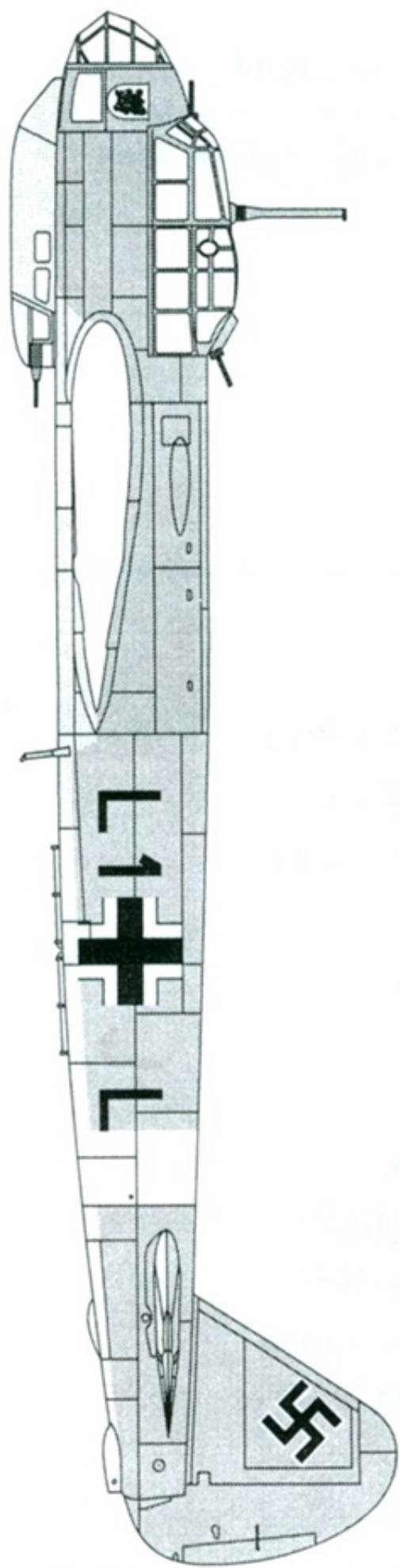


PO BOX 98545 • TACOMA WA 98498-0545 • USA

48-057

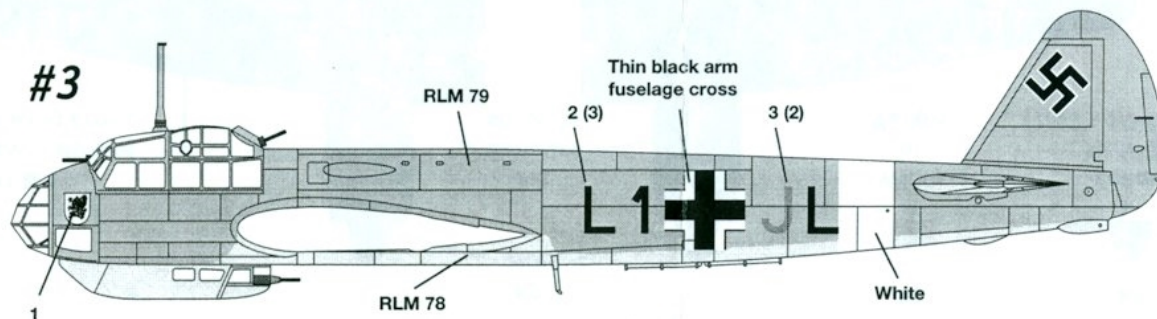
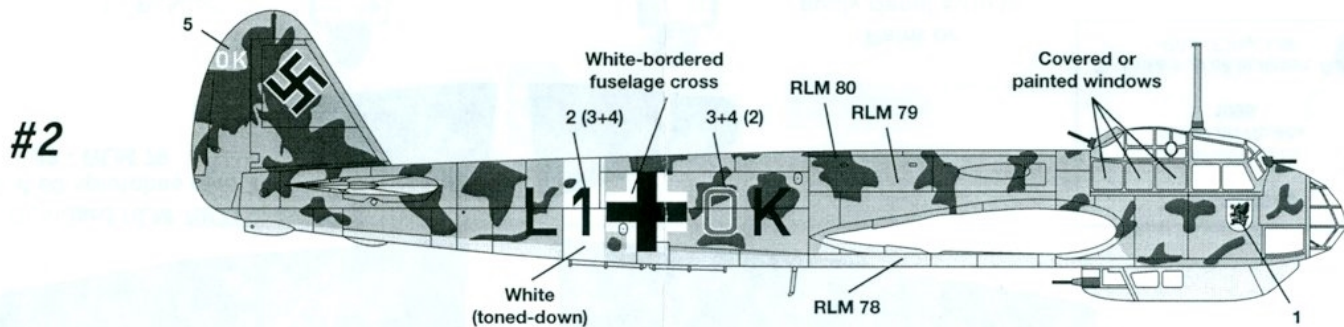
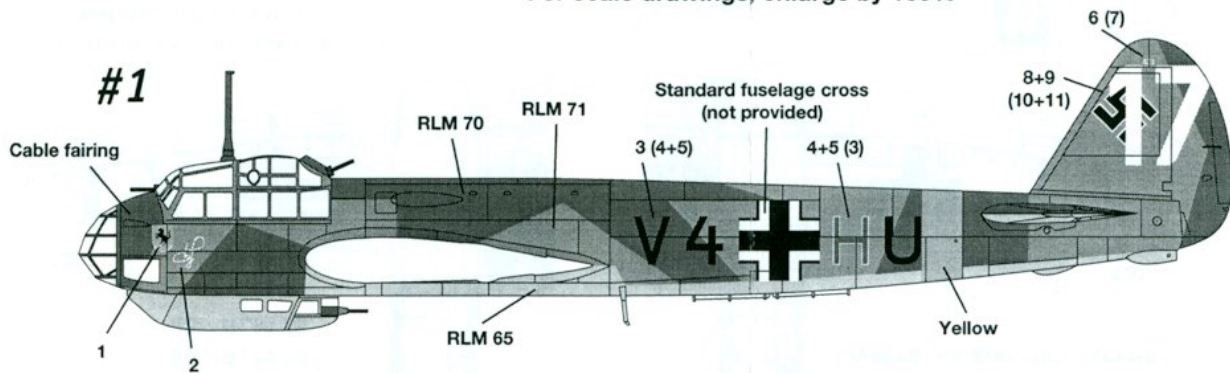
1:48  
scale

*Junkers Ju 88 #4 - A-6/11  
10./KG 1 and I/LG 1*



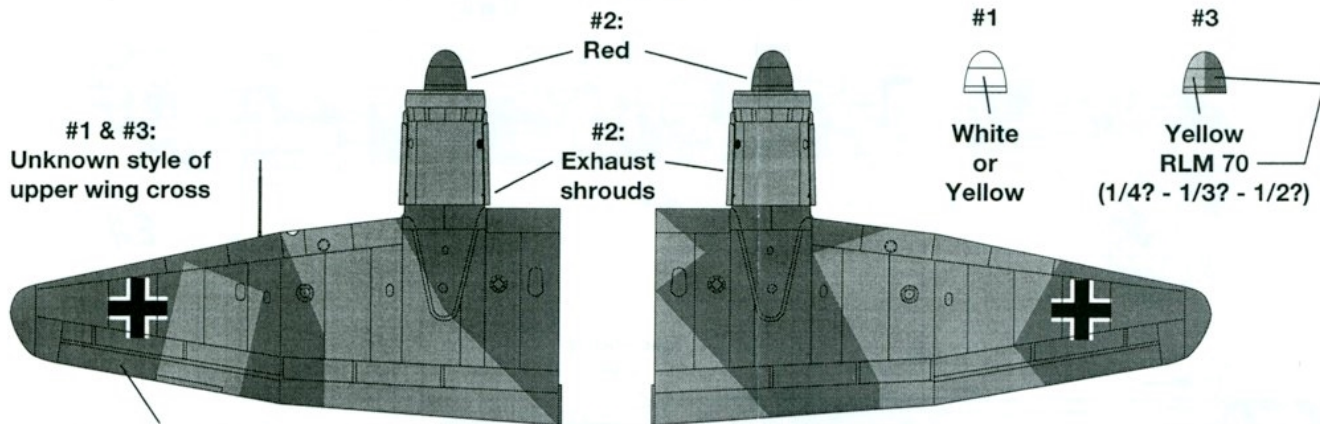
# Third Group™ – 48-057 – Junkers Ju 88 #4

For scale drawings, enlarge by 150%






For scale plan views, enlarge by 200%



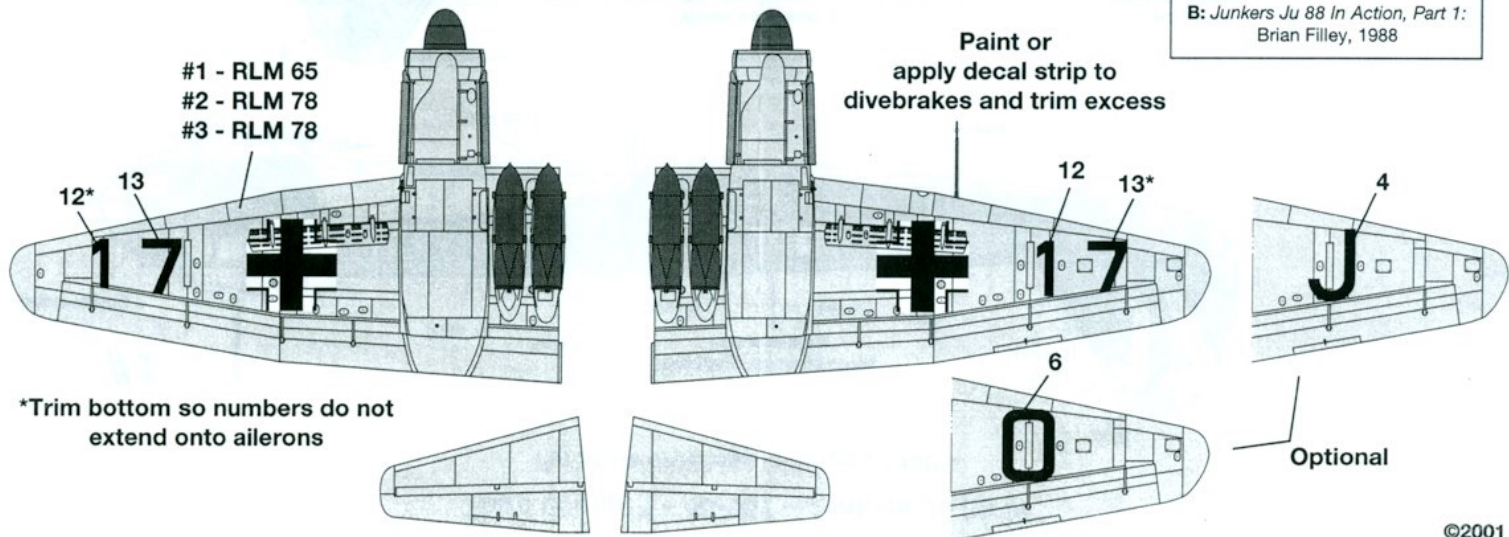
- #1 - Standard RLM 70/71
- #2 - RLM 80 splotches over 79
- #3 - RLM 79



**REFERENCES**

A: *Junkers Ju 88, Model Art No.444:*  
1995

B: *Junkers Ju 88 In Action, Part 1:*  
Brian Filley, 1988



\*Trim bottom so numbers do not extend onto ailerons

**#1** – 10./KG 1 “Hindenburg” A-6 (cable fairings on nose), used as a front-line trainer, in RLM 70/71/65 with yellow fuselage band and white spinners. Reference: A – page 64.

**#2** – I/LG I A-11 in RLM 79/80/78 with red spinners and a slightly toned-down white fuselage band. RLM 80 blotches are hard-edged. Lower-rear main canopy windows appear to be armored or painted. Reference: B – page 36.

**#3** – I/LG I A-11 in RLM 79/78 with segmented spinners (RLM 70/white or RLM 70/yellow), and thin-armed fuselage crosses. Optional style of ‘1’ provided as it is not visible in reference photographs (both styles seen on sister aircraft). Reference: B – page 36.

---

### *Other Releases*

- 48-023 – He 219A-7 – NJG 1
- 48-024 – Fw 190A-4/6 – Gruppenstab & 1./JG 1
- 48-025 – Fw 190A-4/5 – II/JG 1 “Tatzelwurm”
- 48-026 – Fw 190A-3/4/6 – 9./JG 1 & 3./JG 11
- 48-027 – Fw 190A-6/7 – I & II/JG 1
- 48-028 – Bf 109F-4/Trop – III/JG 27
- 48-029 – Bf 109F-4/Trop – II/JG 27
- 48-036 – Fw 190D-9 – JG 26
- 48-037 – Fw 190A-6/8 – JG 54
- 48-038 – Fw 190F-8/9 – Schlachtflugzeug
- 48-039 – Fw 190D-9/11 – JG 2/4/54/SGdJ
- 48-040 – Bf 109G-6/14 – ANR II° Gruppo Caccia
- 48-042 – Bf 10F-2/G-6 – I/JG 51
- 48-043 – Bf 10E-3 – II/JG 51
- 48-049 – Bf 109F-4/G-2 – JG 3
- 48-051 – Ju 88C-6 – 14 & 15./KG 40