

Supermarine Spitfire FR.Mk.18e Collection



For the best results these decals should be applied to a gloss surface such as provided by either Xtracolor or Xtracrylix paints. Cut out the decal required and soak in warm water until the decal is released from the backing paper. Wet the area to be decaled with MICRO SET which will help to eliminate air trapped under the decal and position the decal.

After 5 or 10 minutes wet the decal with MICRO SOL which will soften the decal and ensure that it settles down over any surface detail. Allow the decal to dry for at least 12 hours. During this time some wrinkling of the decal may occur, this is normal. Do not touch the decal at this time.

Carefully check for small air bubbles and if there are any prick with a needle and apply a drop of MICRO SOL. After all air bubbles have been eliminated and the decals are dry wash the entire model with water to remove any excess decal adhesive.

When completely dry the whole model should be sprayed with a coat of Xtracolor or Xtracrylix Flat, Satin or Gloss varnish depending on the finish required.

Store in a cool dry place, avoid sunlight, dampness or extremes of temperature and/or humidity.

Uppersurfaces Dark Green and Ocean Grey over Medium Sea Grey undersides.

Sky 'Type S' spinner. 18 inch wide Sky 'Type S' rear fuselage band.



Modellers Note:

This airframe had the standard chord rudder fitted.

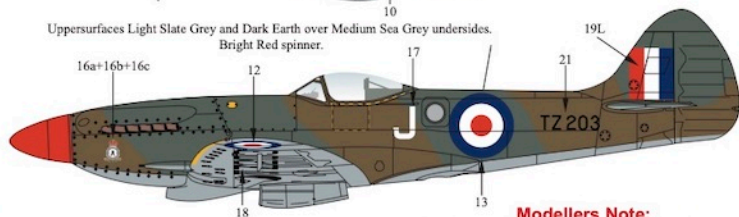


Modellers Note:

Use Decals numbered 20 for the emergency cut lines around the cockpit.

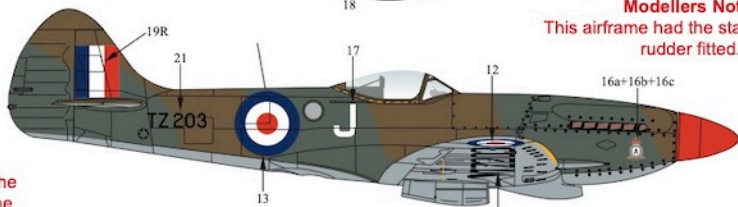
Uppersurfaces Light Slate Grey and Dark Earth over Medium Sea Grey undersides.

Bright Red spinner.



Modellers Note:

This airframe had the standard chord rudder fitted.

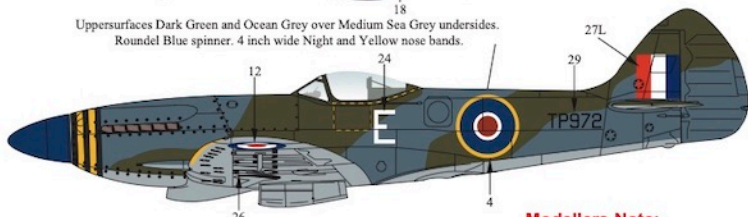


Modellers Note:

Use Decals numbered 20 for the emergency cut lines around the cockpit.

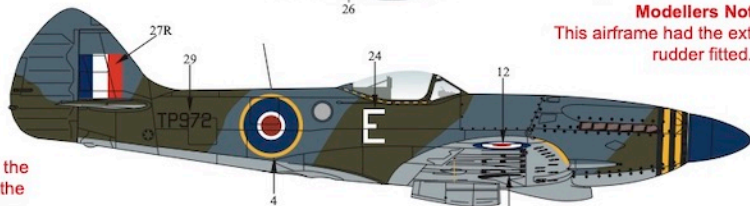
Uppersurfaces Dark Green and Ocean Grey over Medium Sea Grey undersides.

Roundel Blue spinner. 4 inch wide Night and Yellow nose bands.



Modellers Note:

This airframe had the extended chord rudder fitted.

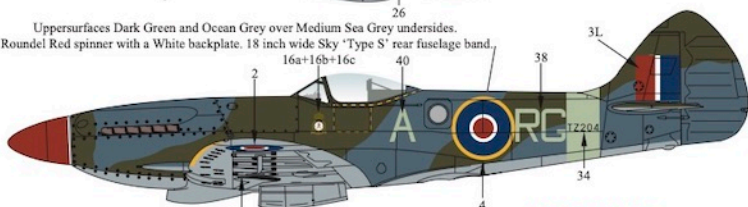


Modellers Note:

Use Decals numbered 20 for the emergency cut lines around the cockpit.

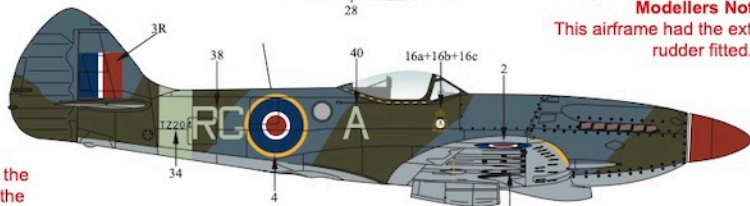
Uppersurfaces Dark Green and Ocean Grey over Medium Sea Grey undersides.

Roundel Red spinner with a White backplate. 18 inch wide Sky 'Type S' rear fuselage band.



Modellers Note:

This airframe had the extended chord rudder fitted.



Modellers Note:

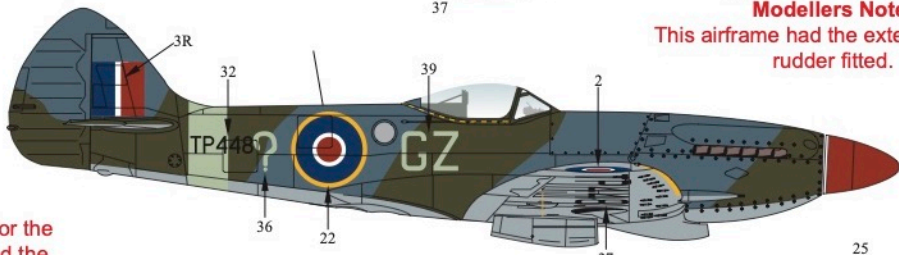
Use Decals numbered 20 for the emergency cut lines around the cockpit.

Uppersurfaces Dark Green and Ocean Grey over Medium Sea Grey undersides.
 Roundel Red spinner with a White backplate. 18 inch wide Sky 'Type S' rear fuselage band.



Modellers Note:
 This airframe had the extended chord rudder fitted.

Modellers Note:
 Use Decals numbered 20 for the emergency cut lines around the cockpit.

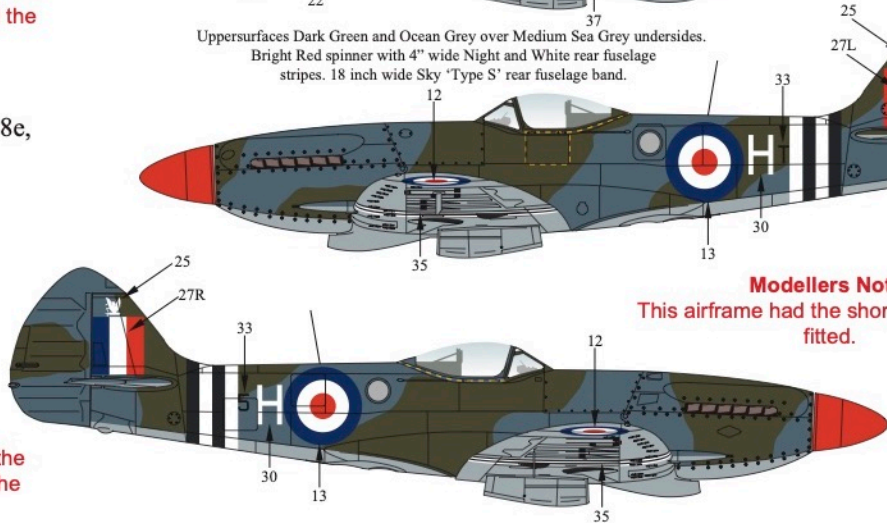


Uppersurfaces Dark Green and Ocean Grey over Medium Sea Grey undersides.
 Bright Red spinner with 4" wide Night and White rear fuselage stripes. 18 inch wide Sky 'Type S' rear fuselage band.



Modellers Note:
 This airframe had the short chord rudder fitted.


Modellers Note:
 Use Decals numbered 20 for the emergency cut lines around the cockpit.



Supermarine Spitfire FR.Mk.18e, TZ214 'GZ.J'.

Supermarine Spitfire FR Mk.18e, TP972, 'E'.


Supermarine Spitfire FR.Mk.18e, TZ233 'J'.



Supermarine Spitfire FR.Mk.18e, TZ204, 'RG.A'.

Supermarine Spitfire FR.Mk.18e, TP448, 'GZ.?'.

Supermarine Spitfire FR.Mk.18e, serial possibly TP445, 'H'.



Xtracolor Paints

- X001 Dark Green
- X002 Dark Earth
- X003 Medium Sea Grey
- X006 Ocean Grey
- X007 Sky
- X011 Yellow
- X012 Night Black

- X030 Roundel Blue
- X031 Bright Red
- X037 Light Slate Grey
- X405 White
- X501 Silver

Paints:

The colours used on these aircraft can be found in the Xtracolor (prefix number with X) and Xtracrylix (prefix number with XA1) range of paints.

Xtracrylix Paints

- XA1001 Dark Green
- XA1002 Dark Earth
- XA1003 Medium Sea Grey
- XA1006 Ocean Grey
- XA1007 Sky
- XA1011 Yellow
- XA1012 Night Black

- XA1030 Roundel Blue
- XA1031 Bright Red
- XA1037 Light Slate Grey
- XA1405 White