


**Leading  
Edge** MODELS

GOLDEN CENTENNAIRES TUTOR, T-33 & PROPOSED CF-104

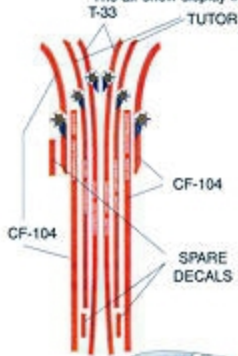
*High Quality Model Decal Set*

DECAL SETS  
#72.67 1/72 SCALE  
#48.67 1/48 SCALE



The Golden Centennaires team was formed for the celebration of Canada's 100 year centennial of 1967.

The air show display included the 8 aircraft flying with 2 spares, the CF-101/CF-104 duet and 2 Avro 504K team called "Old Gold".



#### Recommended Paint:

##### DARK BLUE

Humbrol #15 "Gloss Midnight Blue" of enamel is recommended and this decal is matched to.

This paint is one of Humbrols best for coverage and smooth finish and is much better than any other paint tested in this colour. Testors' Modelmaster Enamel "Insignia Blue" F5435004 could be used but is a flat finish that will need a good gloss clear coat.

**GOLD:**  
Floquil Lacquer "Bright Gold" #F110103 is the best colour match but must be sprayed due to the strong solvent of the lacquer. It has much better opacity than other gold paints.

Testors (small bottle) Enamel "1144 Gold" (needs a few drops of Testors small bottle "Brass" to darken.)

Pilot is white with red striping.

Upper surfaces of wings and tailplane: Gold

2x upper & lower

Blue

Walkway is Gold with anti-skid texture.

Tip Tank; Blue

2x upper & lower

2x upper & lower

2x upper & lower

2x upper & lower

2x upper & lower

2x upper & lower

2x upper & lower

2x upper & lower

2x upper & lower

2x upper & lower

2x upper & lower

2x upper & lower

2x upper & lower

2x upper & lower

2x upper & lower

2x upper & lower

2x upper & lower

2x upper & lower

2x upper & lower

2x upper & lower

2x upper & lower

2x upper & lower

2x upper & lower

2x upper & lower

2x upper & lower

2x upper & lower

2x upper & lower

2x upper & lower

2x upper & lower

2x upper & lower

2x upper & lower

2x upper & lower

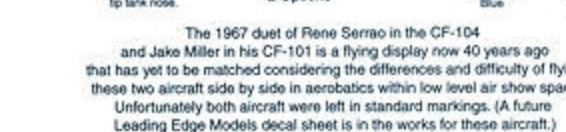
2x upper & lower

2x upper & lower

2x upper & lower



#### T-33 SUPPORT AIRCRAFT 2 Options



The 1967 duet of Rene Serrao in the CF-104 and Jake Miller in his CF-101 is a flying display now 40 years ago that has yet to be matched considering the differences and difficulty of flying these two aircraft side by side in aerobatics within low level air show space.

Unfortunately both aircraft were left in standard markings. (A future Leading Edge Models decal sheet is in the works for these aircraft.)

**IMPORTANT**  
Stripe decals should be clipped in WARM WATER. Allow one end to loosen from the expanding paper so the decal does not crack and break from the stretching of the paper.

#### PROPOSED CF-104

Rene Serrao has indicated that this was the proposed scheme.

All graphics and decal printing by  
**LEADING EDGE MODELS  
CANADA**

[www.lmdecals.com](http://www.lmdecals.com)

Recommended decal softener  
Gunsol Mr. Mark Sabner  
(bottle with green cap)

Thanks to  
Tony Stachiw & Rene Serrao for their help.



1/48 Optional extra decal for separate wingtip with leading edge flap in down position.

CF-104 would have to keep the bare fiberglass panels.

Undersides of tailplane & wings; Blue