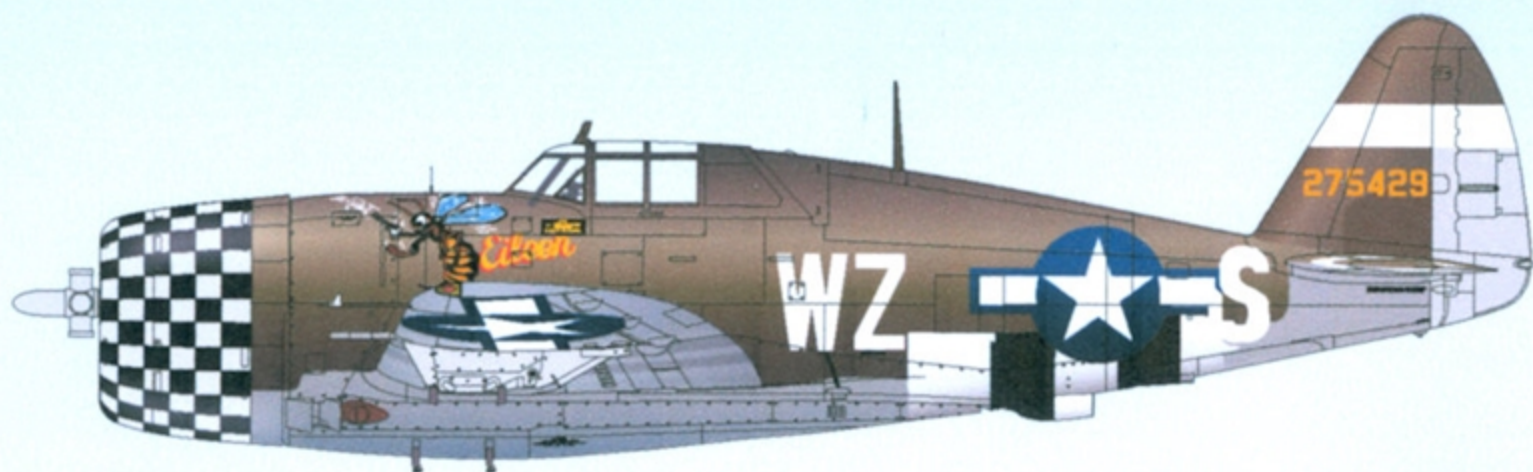


Lifelike Decals

Limited Edition!

48-045


Republic P-47D Thunderbolt Part 7



1st Lt. Frank Oiler, 84FS/78FG



1st Lt. Frank Oiler, 84FS/78FG



404FS/371FG

Recommended kits: Tamiya P-47 Thunderbolt kits

Lifelike Decals wants to hear from you and your input.

Fax: +81-743-73-5526, e-mail: lifelike_d@kcn.jp

<http://lifelikedecals.sakura.ne.jp>

Republic P-47D Thunderbolt Part 7

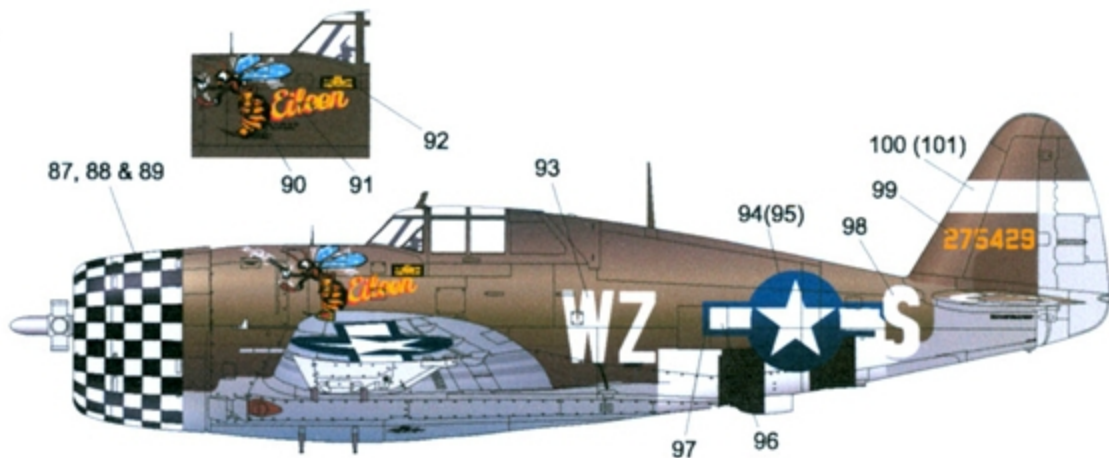
A/C #1

P-47D-11-RE, 42-75429, flown by 1st. Lt. Frank Oiler, 78FG, 84FS, Duxford, summer, 1944.

"Eileen" is one of the most fabulously marked P-47 of 78FG. This is its razorback version, and A/C #2 is the later bubble-top version. This A/C is camouflaged in the standard OD/NG with black/white nose checker of 78FG.

A total 5 photos of this A/C is shown in ref. 1-3, but no starboard side photo is known. The overall photo in ref. 2 clearly shows (1) the remnant of invasion stripes on lower fuselage and the landing gear cover, and (2) rather light lower rudder (lighter than NG). We could not find any document what is this light color, but probably light gray. Underwing pylon is also lighter than NG, and probably white or NMF. Style of code letter S is not typical, and probably hand applied.

Close-up photo of the nose art in ref. 3 clearly



shows (1) every detail of the bee and gun/club, (2) small light spots on bee wings, and (3) red shadow of "Eileen" which touches the bee trunk.

This A/C was later transferred to 56FG, and changed the cowling marking as red nose


while still retaining bee mark. But its assigned pilot or A/C code is not known.

Lt. Oiler joined 78FG soon after D-Day, but did not record any aerial or ground kills with P-47s. He finally achieved 1 aerial victory and 2 ground kills with his P-51.

A/C #2

P-47D-28-RA, 42-28878, flown by 1st Lt. Frank Oiler, 78FG, 84FS, Duxford, Sept. 1944.

This is the second "Eileen" of Lt. Oiler, but the bee mark and Eileen are slightly different from A/C #1. A total of 3 photos are shown in ref. 2 to 5, but no starboard side photo is known. It is very often claimed that upper surface is camouflaged in RAF Dark Green, and lower surface in Sky, but color photos of P-47 of this group strongly indicates lower surface is not Sky but probably RAF Sky Gray or Sky Blue. Nose is painted in 78FG checker marking, and rudder is probably painted in black (84FS color). Antenna is relatively light, and probably gray. Invasion stripe is retained on lower fuselage, but stripes on wing and landing gear cover are completely removed. Gun port panel is painted in the middle hue between DG and



Sky Blue, and might be NMF.

Though we could not find any close-up photo of the art and Eileen, the photos clearly show slightly different details of bee mark/light spots on bee wings, and the position of "Eileen" slightly apart from the bee mark. It is difficult to judge whether "Eileen" has any shadow (as with A/C #1) or

not. Photo of ref. 4 does not indicate any shadow or outline (while black outline of bee trunk is clearly visible). The photo of ref. 5 seems to indicate some dark outline on "Eileen", but such outline is also observed on A/C code, so we judged this is the artifact of printing, and "Eileen" does not have any shadow or outline.


A/C #3

P-47D-30-RA, 44-33219, pilot unknown, 371FG, 404FS, post VE day, Kitzingen/Germany.

There are two photos of this A/C in ref. 6 and 7, and two illustrations in ref. 8 and 9. It is finished in NMF, and OD antiglare is also applied behind the canopy.

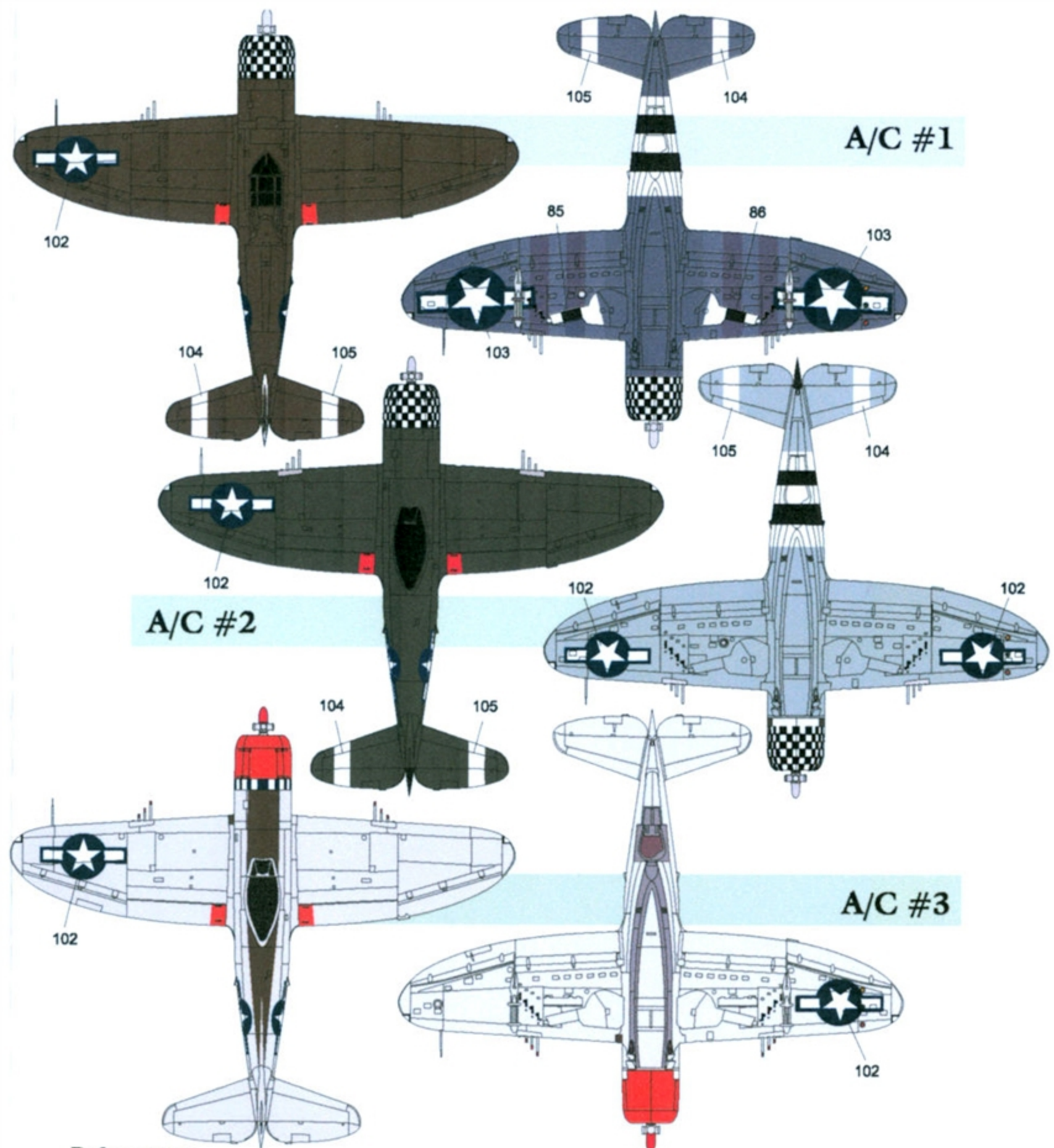
The photo of ref. 7 is captioned to be taken on Kitzingen AB by 509FS/405FG members, and shows 405FG group marking on the tail tip of the A/C behind, but neither 404FS nor 509FS officially stationed in Kitzingen.

A/C code is stencil type, but s/n is not. Red nose is the squadron color, and cowl flaps and rudder trim tab marking in white/blue band prevailed after VE day. Spinner is also red. "Always Marge!" is rather light in color, but still slightly darker than white cowl flaps.



Besides some color photo of this Squadron in Germany shows yellow letter on red nose, so "Always Marge!" should also be yellow. Wing guns are covered to prevent dust.

There is some dark panel on the wing root, but its color is not known. OD color is our best guess, but red is still possible. Antenna seems to be painted in OD.



A/C #1

A/C #2

A/C #3

References;

1. Eagles of Duxford (Garry Fry, Phalanx Publishing Co. 1991)
2. Little Friends website (<http://www.littlefriends.co.uk/>)
3. Aircraft Illustrated magazine, August 2005
4. Air Force Colors vol. 2 (Dana Bell, Squadron/Signal Publications, 1980) or UK edition, US Air Force Colours 1942-1945 (Arms and Armour Press, 1980)
5. Osprey Aircraft of the Aces #115, Aces of the 78th FG (T. M. Cleaver, Osprey Publishing, 2013)
6. Republic's P-47 Thunderbolt - From Seversky to Victory (W. Bodie, Widewing Publication, 1994)
7. Warpaint special No. 1, Republic P-47 Thunderbolt (Alan Hall, Hall Park Books Ltd, 1998)
8. Scale Aircraft Modeling magazine, vol. 21, no. 9 (November 1999)
9. Kagero Monographs #24 - Republic P-47 Thunderbolt vol. 3 (T. Szlagor, Kagero Publishing, 2006)