




CTM 034 '67 - '72 PETERBILT 359 "CALIFORNIAN HAULER"

CONVERSION KIT FOR PETERBILT 359 AMT T500, T500-500, T522

CTM PHOTOETCHED AND RESIN PARTS



CONVERSION KIT FOR
AMT
T500, T500-500, T522

CTM 034 '67 - '72 PETERBILT 359 "CALIFORNIA HAULER"



- DETACH WITH KNIFE



- MAKE A HOLE



- BEND



- GRIND



- REPLACE



- OPTIONAL



- NUMBER OF WORKING STEPS

This set is not a children's toy and was designed for professional modellers only who already have some skills in working with photoetched parts. Special tools for bending of photoetched parts is recommended when working with this set. Non using this tool during bending may cause destruction of the part. Careful bending of the most of the parts could be also done using a metal ruler, a sharp knife and a tweezers on a hard surface. Pay attention, be careful and keep your safety and health in mind during work!

For gluing and filling a cyanoacrylate glue and a glue removing liquid is recommended. When (or even before) working with each part inspection of the real part on the vehicle or a picture of the real thing is recommended and helpful.

Modification of plastic parts may be required for proper use of some of the photoetched parts


CTM 24155 Peterbilt 359 (AMT)

- 1/ Exhaust heat shield
- 2/ Chassis catwalk
- 3,4/ Front hood steps (LH + RH)
- 5/ Exhaust pipe mounting straps
- 6/ Mudflaps
- 7/ Upper fuel tank step
- 8/ Lower fuel tank step
- 9/ Lower fuel tank step mount
- 10/ Exhaust pipe mount
- 11/ Pad under Peterbilt logo
- 12,13/ Rear step on the front mudguards (LH + RH)
- 14/ Radiator frame
- 15/ Battery box
- 16/ Radiator slats
- 17/ Intake filter mounting straps
- 18/ Upper and lower exhaust mount
- 19/ LH fuel tank steps mount
- 20/ RH fuel tank steps mount
- 21/ Catwalks mount

- 22/ Cab exhaust mount
- 23/ Tank plate Bill Snyder
- 24,25/ Battery box mount (LH + RH)
- 26/ Inner radiator mesh (Peterbilt 359 "Californian Hauler")
- 27/ Outer radiator mesh
- 28/ Fuel tank steps
- 29/ Battery box step
- 30/ Rear mudflap mounts

CTM 24157 '67 - '72 Peterbilt 359 Californian Hauler

- 1/ Upper grille frame
- 2/ Lower grille mesh
- 3/ AC mesh
- 4/ Wiper arms
- 5/ Wiper



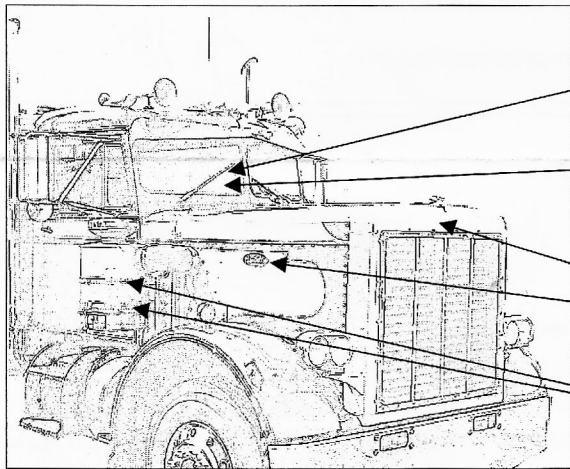
1/ Upper grille frame



2/ Lower grille mesh



Attention :
 The central part of the grille has to be carefully cut out. We recommend to use Tamiya masking tape for protecting the chromed surface.
 The inner grille has to be fitted in with extreme patience and care.
 The etched parts have to align with the plastic outer grille perfectly.



5/ Wiper



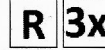
CTM 24156

4/ Wiper arms

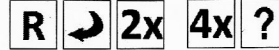


CTM 24155

11/ Pad under Peterbilt logo

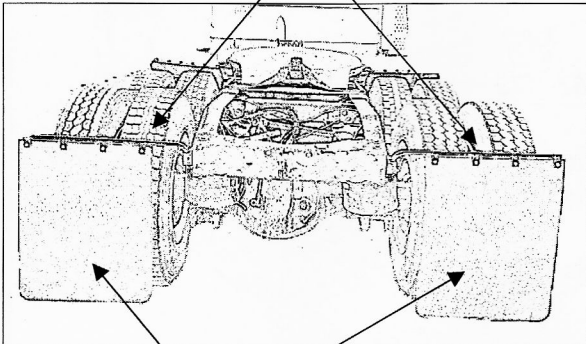


17/ Intake filter mounting straps



CTM 24155

30/ Rear mudflap mounts


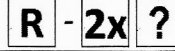


6/ Mudflaps

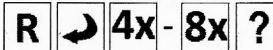


CTM 24155

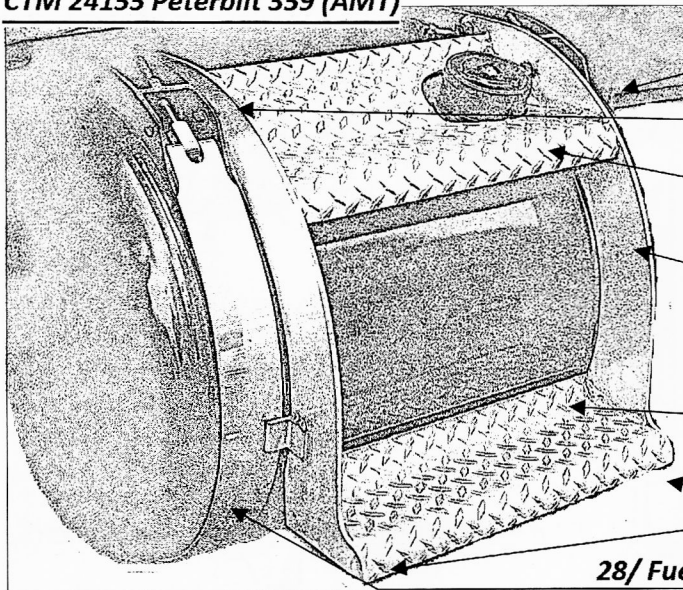
2/ Chassis catwalk



21/ Catwalks mount



CTM 24155 Peterbilt 359 (AMT)



23/ Tank plate Bill Snyder

? 2x

19/ LH fuel tank steps mount

R 2x

7/ Upper fuel tank step

R ↻ 2x

20/ RH fuel tank steps mount

R 2x

8/ Lower fuel tank step

R ↻ 2x

9/ Lower fuel tank step mount

28/ Fuel tank straps

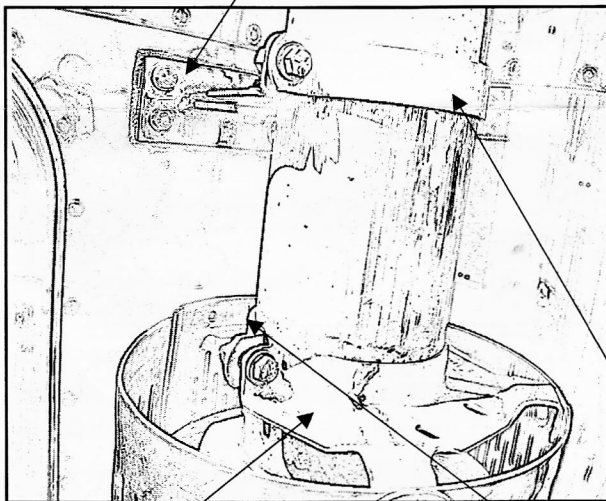
R ↻ 4x

CTM 24155 Peterbilt 359 (AMT)

22/ Cab exhaust mount


R 4x

When using the part No. 1 we recommed to replace the kit exhaust with Evergreen profile, No. 231 (Round tubing)



18/ Upper and lower exhaust mount

R 4x ↻



1/ Exhaust heat shield

R ↻ 2x

5/ Exhaust pipe mounting straps

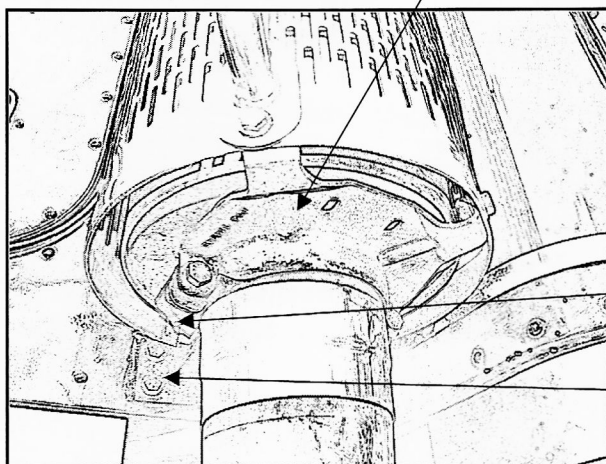
R ↻ 6x

10/ Exhaust pipe mount



R ↻ 4x

22/ Cab exhaust mount

R 4x



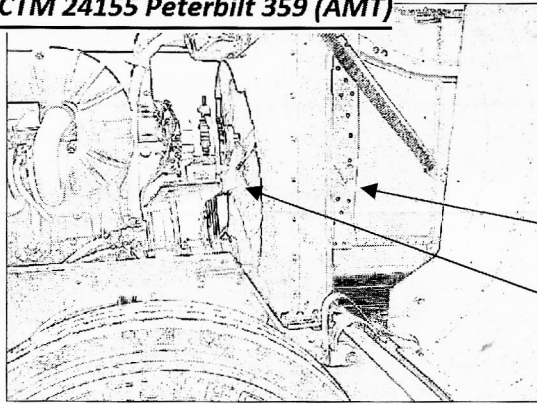
CTM 24155 Peterbilt 359 (AMT)



**12,13/ Rear step on the front mudguards
(LH + RH) R ⊔**

**3,4/ Front hood steps (LH + RH)
R ⊔**

CTM 24155 Peterbilt 359 (AMT)

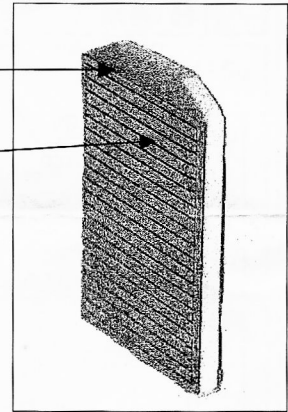


**14/ Radiator frame
R**

**16/ Radiator slats
↶ R**

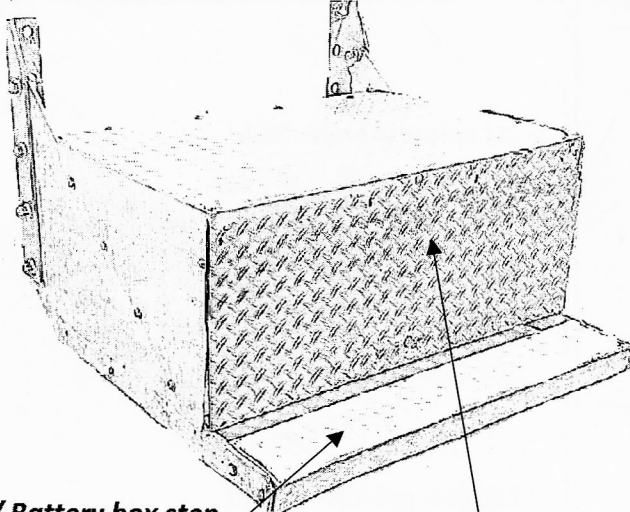
**27/ Outer radiator mesh
R**

**26/ Inner radiator mesh
R ↶**



CTM 24155 Peterbilt 359 (AMT)

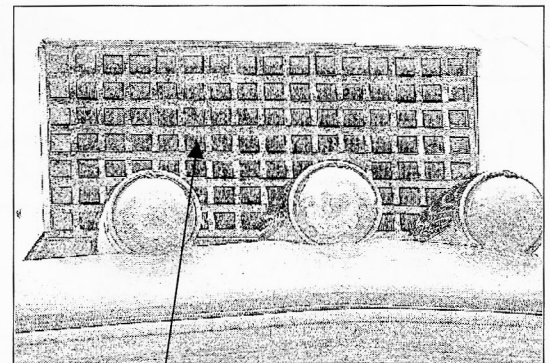
**24,25/ Battery box mount (LH + RH)
↶ R**



**29/ Battery box step
↶ R**

**15/ Battery box
R ↶**

CTM 24156 Peterbilt 359 - grille (AMT)



**3/ AC mesh
R ↶**