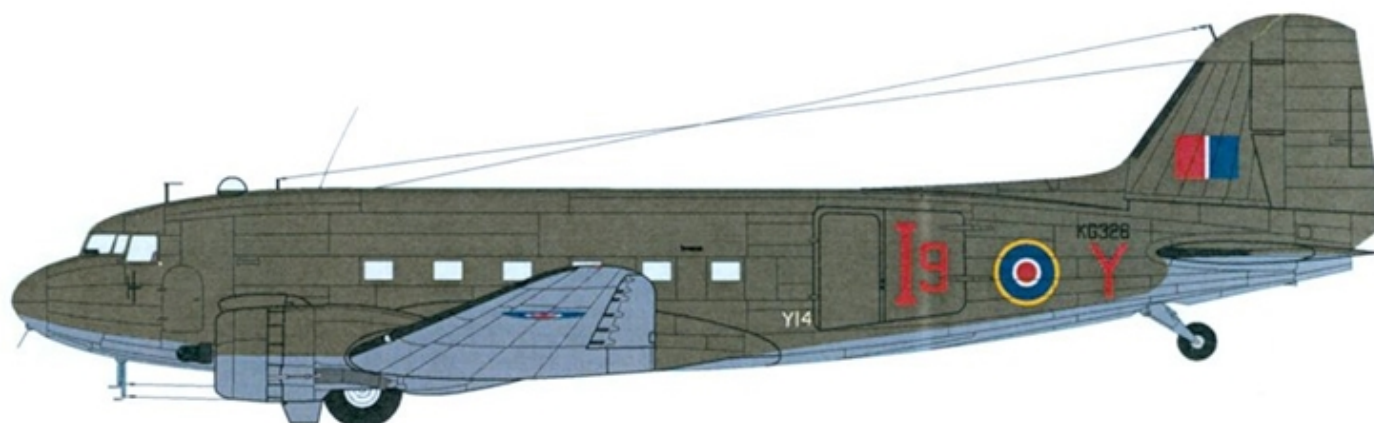
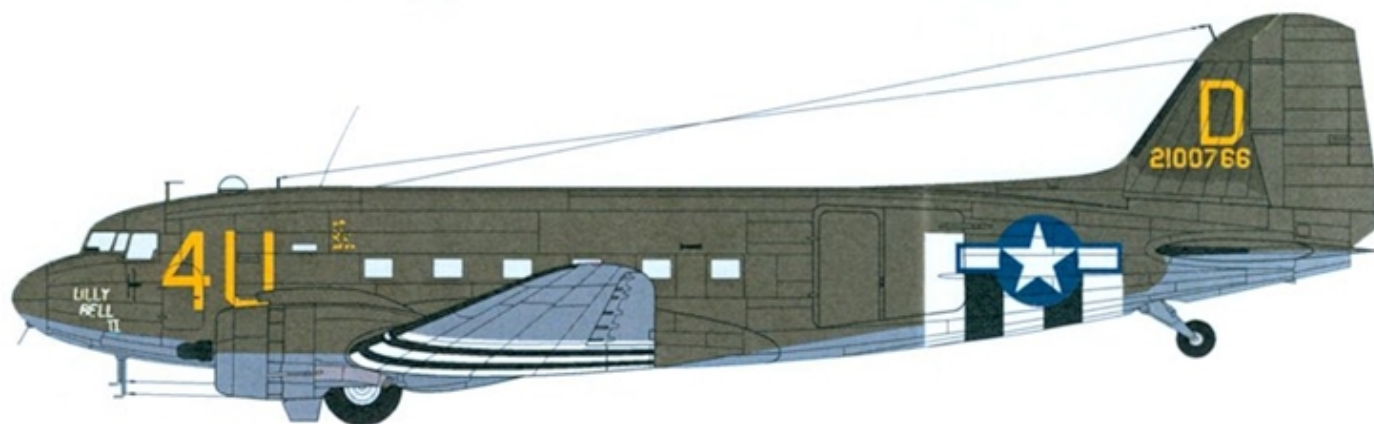


Douglas C-47 Dakota



For the best results these decals should be applied to a gloss surface such as provided by either Xtracolor or Xtracrylix paints. Cut out the decal required and soak in warm water until the decal is released from the backing paper. Wet the area to be decaled with MICRO SET which will help to eliminate air trapped under the decal and position the decal.

After 5 or 10 minutes wet the decal with MICRO SOL which will soften the decal and ensure that it settles down over any surface detail. Allow the decal to dry for at least 12 hours. During this time some wrinkling of the decal may occur, this is normal. Do not touch the decal at this time.

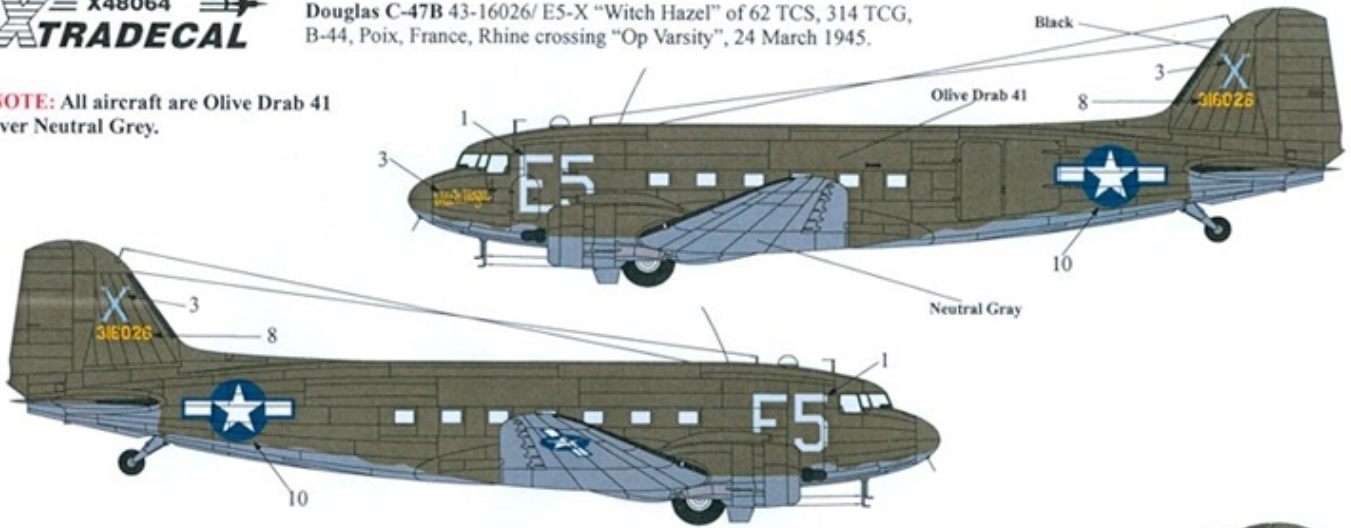
Carefully check for small air bubbles and if there are any prick with a needle and apply a drop of MICRO SOL. After all air bubbles have been eliminated and the decals are dry wash the entire model with water to remove any excess decal adhesive.

When completely dry the whole model should be sprayed with a coat of Xtracolor or Xtracrylix with a coat of Flat, Satin or Gloss varnish depending on the finish required.

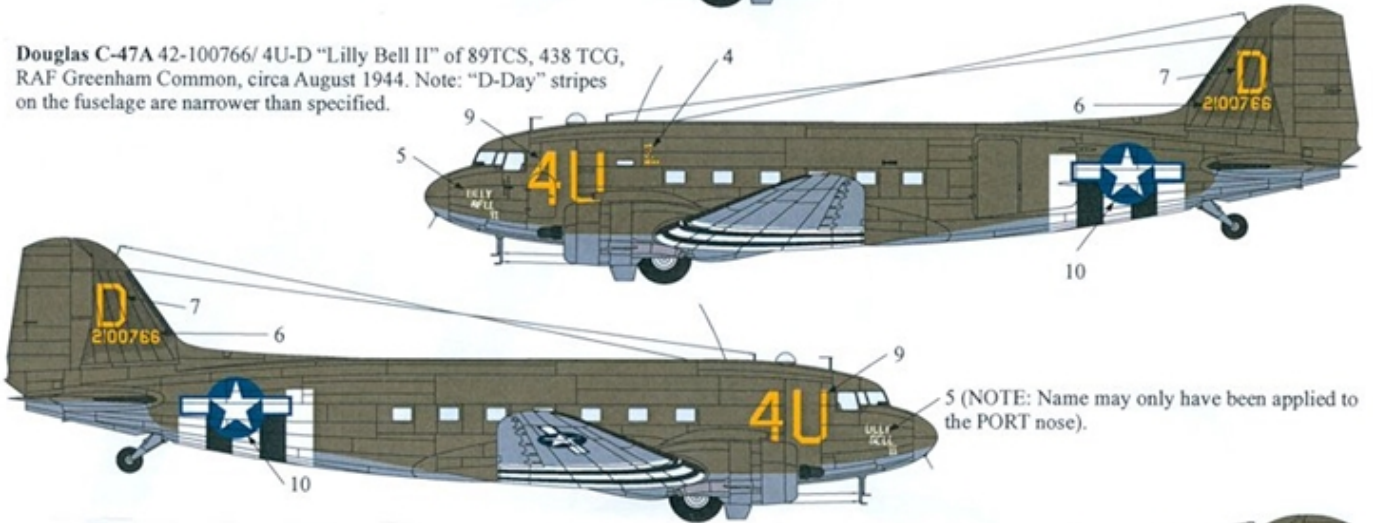
Store in a cool dry place, avoid sunlight, dampness or extremes of temperature and/or humidity.

Douglas C-47B 43-16026/ E5-X "Witch Hazel" of 62 TCS, 314 TCG, B-44, Poix, France, Rhine crossing "Op Varsity", 24 March 1945.

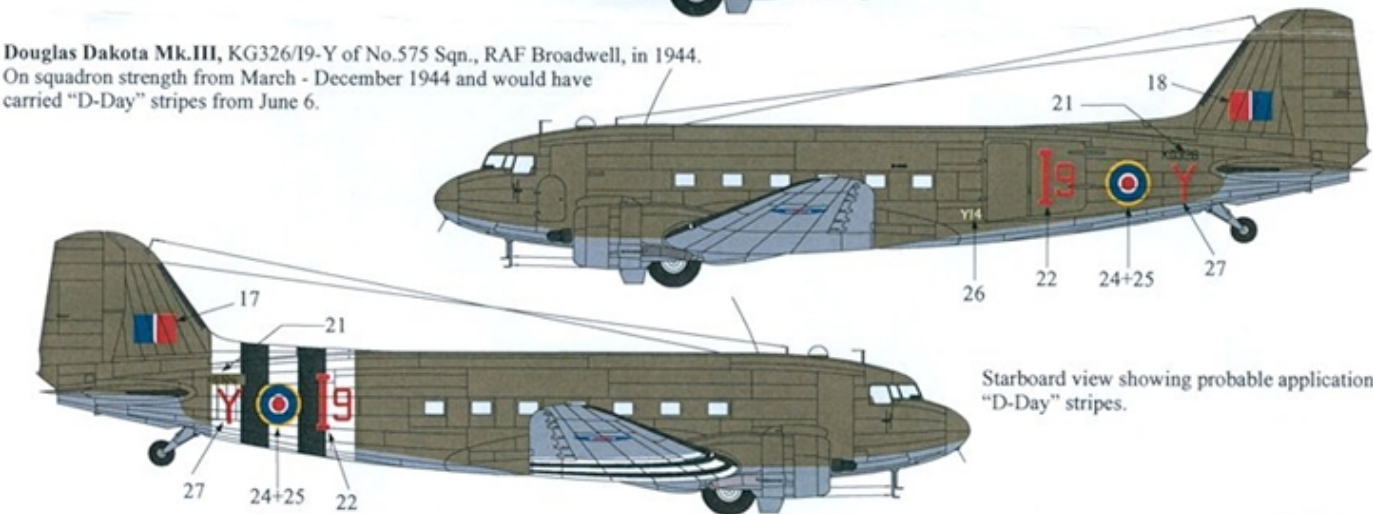
NOTE: All aircraft are Olive Drab 41 over Neutral Grey.



Douglas C-47A 42-100766/ 4U-D "Lilly Bell II" of 89TCS, 438 TCG, RAF Greenham Common, circa August 1944. Note: "D-Day" stripes on the fuselage are narrower than specified.

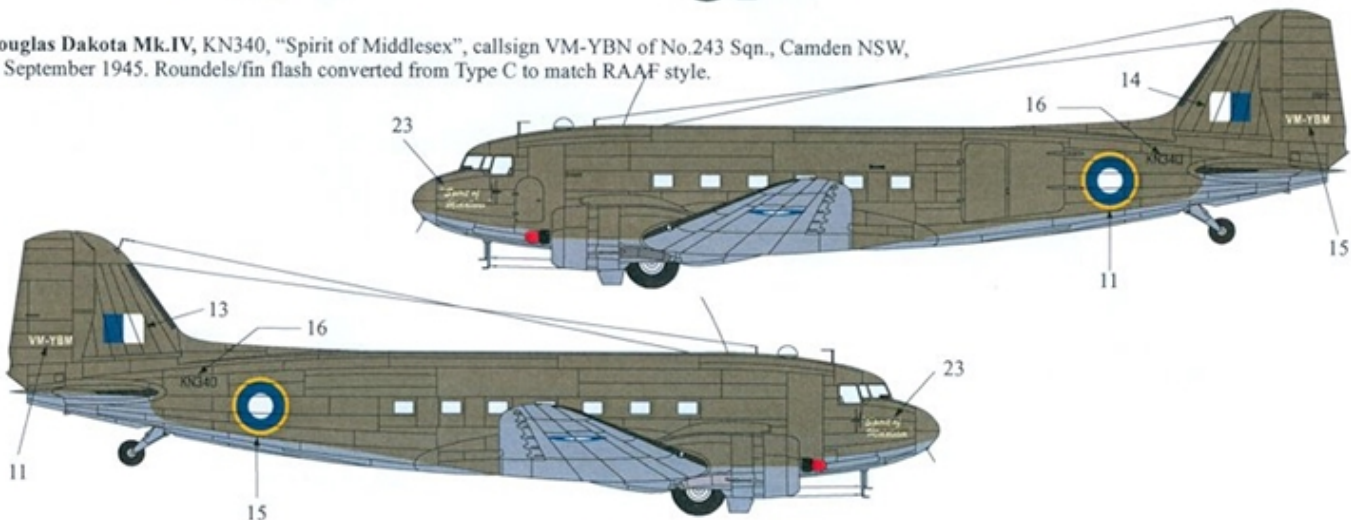


Douglas Dakota Mk.III, KG326/19-Y of No.575 Sqn., RAF Broadwell, in 1944. On squadron strength from March - December 1944 and would have carried "D-Day" stripes from June 6.



Starboard view showing probable application of "D-Day" stripes.

Douglas Dakota Mk.IV, KN340, "Spirit of Middlesex", callsign VM-YBN of No.243 Sqn., Camden NSW, in September 1945. Roundels/fin flash converted from Type C to match RAAF style.


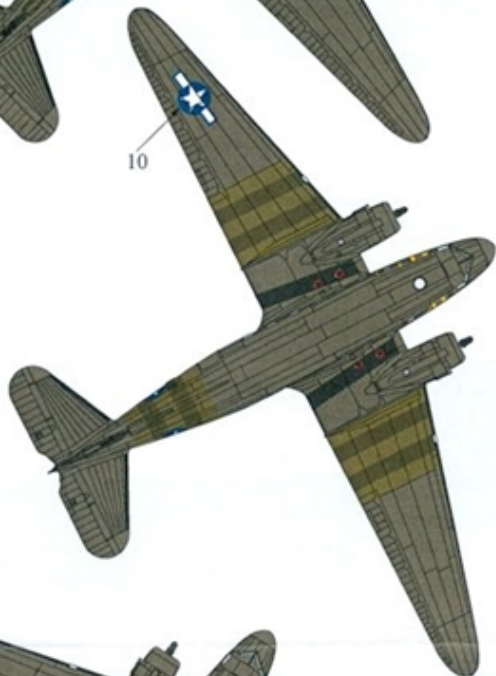




316026

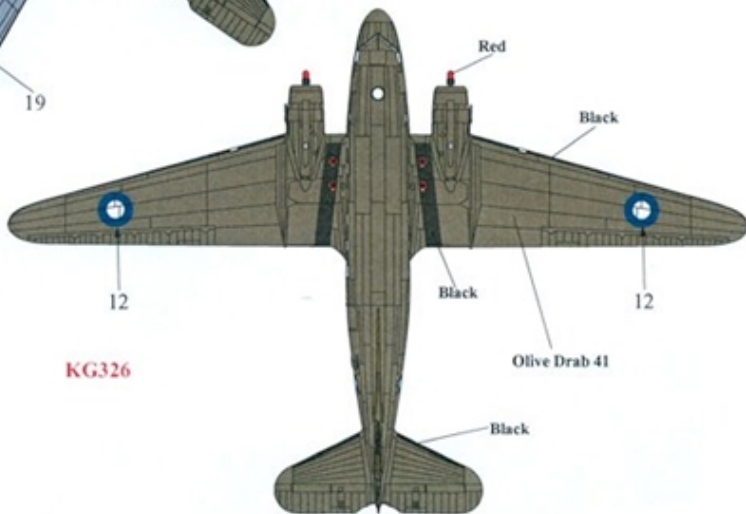
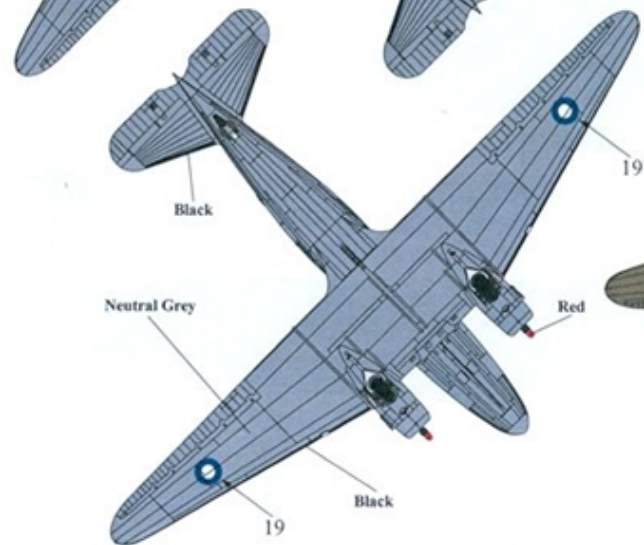


2100766



NOTE: Use views of 2100766 above for application of "D-Day" stripes.

KN340



KG326

Xtracolor Paints:
Olive Drab 41 X112
Neutral Gray X133

Xtracolor Paints:
Olive Drab 41 XA1112
Neutral Gray XA1133

References:
9th AF In Colour,
50 Glorious Years - A tribute to the DC-3
Airfix Magazine.