

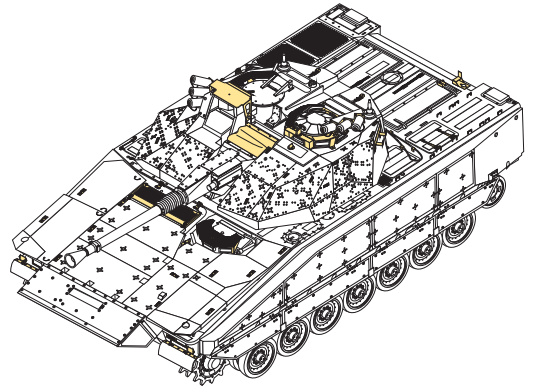

1/35 MILITARY MINIATURE VEHICLE UPGRADE SERIES PE35461










Modern Swedish CV90-40C IFV w/Add All-round Armour

现代瑞典CV90-40C步兵战车(带附加装甲) 改造件

[For HOBBYBOSS 82457]


推荐使用工具 RECOMMENDED TOOLS

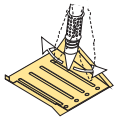


- 
 安装
install
- 
 折叠
bend
- A1**
 改造件零件编号
PE/resin part number
- B12**
 原零件编号
kit part number
- C22**
 被替换的原零件编号
replaced kit part number
- 
 另一侧相同制作
repeat on opposite side
- 
 切除
remove
- 
 打磨
grind off
- 
 弧度卷曲
radial bending
- x2**
 制作若干组
multiple assembly
- 
 选择安装
alternative
- 
 钻孔
drill
- 
 用胶棒制作
make from plastic rod

 用尖端在凹槽处冲压
use penpoint to press on the dent

 蚀刻片零件内侧面向上
Put the part upside down

 用笔尖在凹槽处刺
Use penpoint to press on the dent



1/35 MILITARY MINIATURE VEHICLE UPGRADE SERIES PE35461

自行弯曲出褶皱
Make wrinkles to simulate
textile effect

