


LIMITED EDITION!

CED48090
CED72090


F4D-1 Skyray



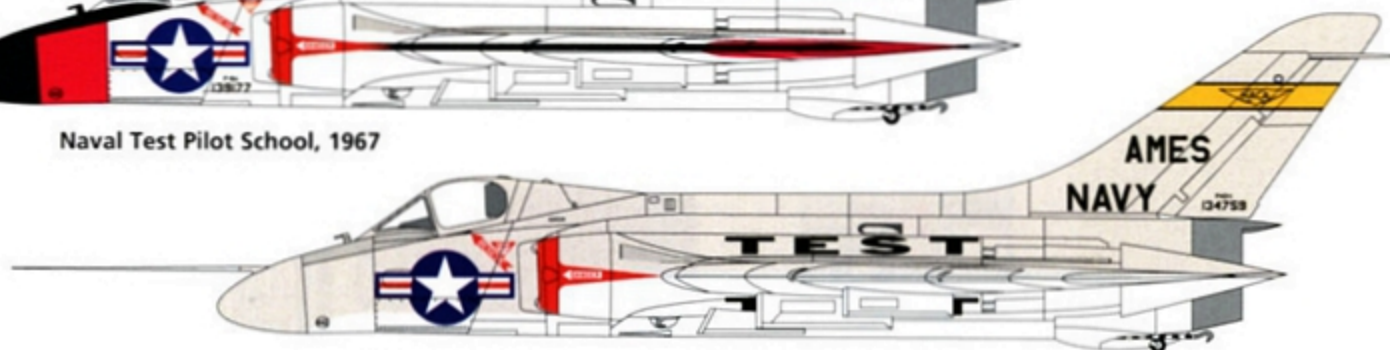
Part 2




VF-213, NAS Miramar, 1957



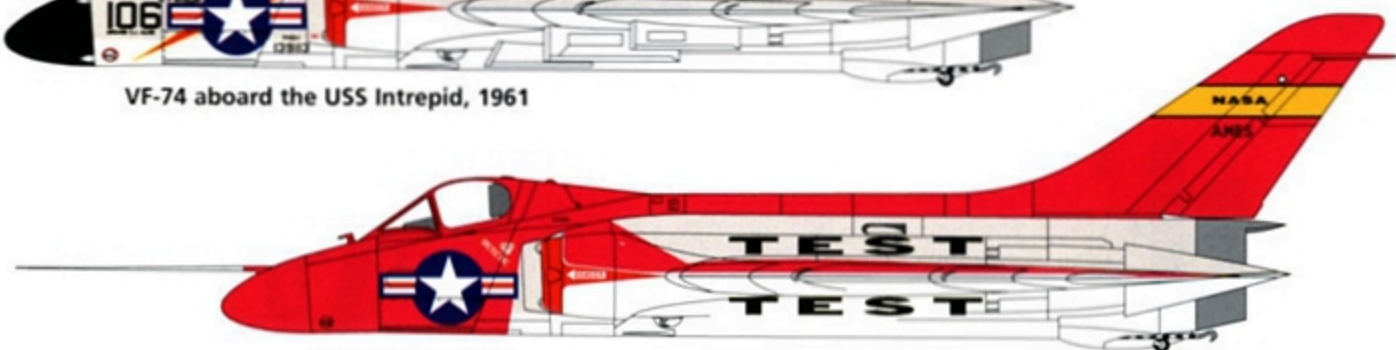
Naval Test Pilot School, 1967



NACA Ames, 1957



VF-74 aboard the USS Intrepid, 1961



NASA Ames, 1959

Recommended kits:

1/48: Tamiya F4D-1
1/72: Airfix F4D-1

**Cutting
Edge**
MODELWORKS

P.O. Box 3956
Merrifield, VA 22116
USA


F4D-1 Skyray



"10" at top of tail does NOT appear in our photos, but the blue check that should go in this position was left off. Presumably the modex was added here later; although the unit carried fin modex in a variety of styles and sizes.

Note small nonstandard and obviously hand-painted star & bar

F4D-1
Bu No 134911
VF-213
NAS Miramar, August 1957

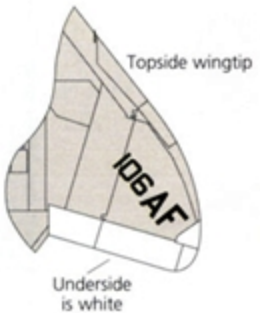


F-6A
Bu No 139177
US Naval Test Pilot School
NAS Patuxent River, MD, 1967
The LAST Ford in service!




F4D-1
Bu No 134759
NACA Ames Reserch Center
NAS Moffet, CA, 1957

No radar fitted, but long flight test pitot probe added to radome



F4D-1
Bu No 139113 "Sexy Six"
VF-74, Lt McFarland
Aboard the USS Intrepid, February 1961



ANA 620 (FS 36440)	ANA 511 (FS 17875)	ANA 633 (FS 28913)


F4D-1
Bu No 134759
NASA Ames Research Center
NAS Moffet, CA, 1959

No radar fitted, but long flight test pitot probe added to radome

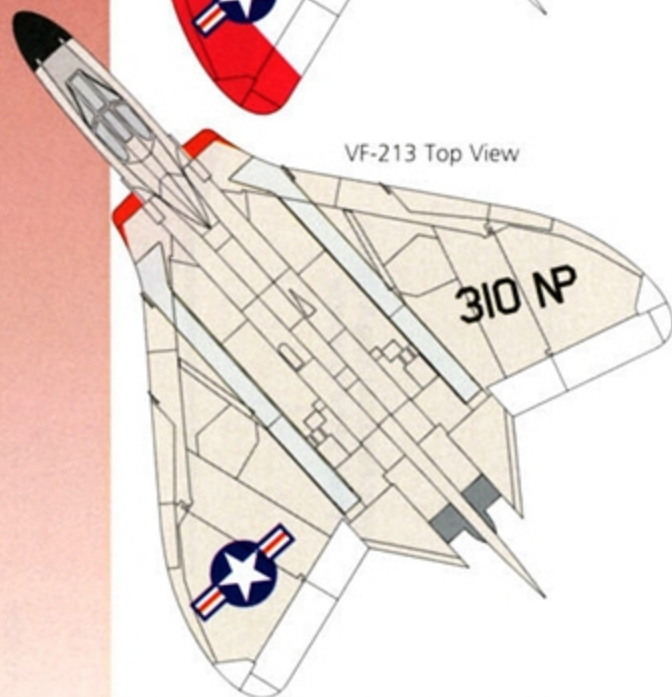




NACA Ames Top View



Test Pilot School Top View




VF-213 Top View

CED48092 F4D-1 Stencils



See sheet **CED48092, F4D-1 Stenciling** for a complete set of data stencils, two styles of wing walks, national insignia, intake warnings, etc. It even includes the striping for the tail hook!



NASA Ames Top View

Cutting Edge Modelworks products are available from...



P.O. Box 3956, Merrifield, VA 22116 USA
 ☎ 703/971-0500 FAX 703/971-8111
<http://www.meteorprod.com>

Write, call, or visit our home page to order our 125+ page catalog of decals, kits, conversions, tools, books, magazines, etc., and we'll send it to you right away!

Notes on Specific Aircraft

The Fords on this sheet carried either the standard late-'50s scheme of nonspecular (matte) ANA 620 Light Gull Gray over glossy ANA 511 Insignia White, or one of the special schemes noted below. In keeping with Navy edict, no markings were carried beneath the wings except the national insignia and small maintenance stencils (see sheet CED48092). The walkways on these particular aircraft were Light Gull Gray (also see sheet CED48092).

The cockpit interior was generally Dark Gull Gray (ANA 621 [FS 36231]), with black instrument bezels, knobs, control stick handle, etc.

NP/310, VF-213 Black Lions, BuNo 134911

- The Black Lions flew the Skyray from February 1957 until they were replaced with F3H-2 Banshees in January 1960.
- Note the small black "10" at the top of the rudder does not appear in available photos; however, other squadron aircraft photographed at the same time carried the last two digits of their modex in this position and it's likely this number was applied soon after the photos were taken. We've given you the number in case you would like to add it to your model.
- Note this aircraft carried the early style small outer wing pylons

9177, Test Pilot School, BuNo 134817E

- This jet had an interesting existence at the TPS. It was one of three Fords the school kept on the active list during the 1960s, long after the type had been retired from fleet service. In the words of one TPS graduate, the Fords were there so the test pilot trainees could get experience in jets with poor handling qualities! This particular aircraft is now stored at the Marine Corps Air-Ground Museum at Quantico, Virginia.
- In 1966, the year before the illustrated scheme was photographed, this aircraft had gold (or yellow) applied to the intake lips, wing leading edges, and drop tank noses for the annual Patuxent River air show. We have not found photos of this scheme.

NACA Ames, BuNo 134759

- This jet was delivered new directly from the Douglas plant at El Segundo, California, to the National Advisory Committee for Aeronautics in April 1956. It wore the scheme illustrated until NACA became NASA in October 1958. Standard US Navy colors and stenciling were augmented by the special NACA markings.

AF/106, VF-74 Be-Devilers, BuNo 139113

- This jet represents the last cruise VF-74 flew with Fords, as they transitioned to F4H-1 Phantoms just five months later. The aircraft was also photographed in the same markings at NAS Norfolk, Virginia, and may well have participated in the 1961 Naval Air Weapons Meet.
- Note the Light Gull Gray section on the drop tanks.

- This is the same jet shown above in NACA markings, but with the special high visibility markings worn after NACA was renamed the National Aeronautics and Space Administration in October 1958. These markings were worn until the aircraft was transferred to NAS Patuxent River in September 1959.

Applying the Decals

You probably already know all this stuff, so feel free to use your regular process; however, if you're new to aftermarket decals, here goes:

- Generally, use the Microscale Finishing System. We don't recommend extremely strong decal solvents such as Solvaset.
- Your model must have a smooth, glossy surface, as decals won't adhere well to matte surfaces. Use gloss paints or your favorite clear gloss overspray over matte or semigloss paint.
- Cut each subject out without trimming off the slight excess film (this helps the decal film disappear when dry).
- Put the decal in warm water that has a drop or two of liquid dishwashing soap or photo-flo for 10 seconds.
- When the decal will slide off the backing paper without forcing it, apply it to the proper position on your model. Slide the backing paper out from underneath.
- Gently blot off excess water and smooth out bubbles under the decal surface. If you wish, carefully brush on a mild decal softener such as Micro-Sol.
- When all decals are completely dry, gently wash off all excess decal adhesive.
- Finally, overcoat your model with a good quality gloss coat, followed by your choice of matte or eggshell clear topcoat.

Bibliography

Original photographs

Douglas F4D Skyray, Naval Fighters Number Thirteen, by Nick Williams and Steve Sheflin, 1986.

Douglas F4D Skyray, Famous Airplanes of the World #12, Bunrindo, 1988.

The Official Monogram US Navy & Marine Corps Aircraft Color Guide, Vol 3, 1950-1959, by John M. Elliott, 1991.

The Official Monogram US Navy & Marine Corps Aircraft Color Guide, Vol 4, 1960-1993, by John M. Elliott, 1993.

FS 595 Color Cross References

(Taken from the *IPMS Color Cross-Reference Guide*—used with permission)

- ANA 506 Orange Yellow [FS 13538] Xtracolor X106, Gunze Sangyo H024/H329, Modelmaster 1707/1708
- ANA 511 Insignia White [FS 17875] Floquil 303166 or any gloss white paint
- ANA 513 Engine Gray [FS 16081] Floquil 818646, Xtracolor X129, Humbrol 32, Gunze Sangyo H339/H068/H301, Floquil 303247/303259/303273, Polly Scale 505314
- ANA 605 Insignia Blue [FS 35044] Xtracolor X122, Gunze Sangyo H326, Modelmaster 1719, Mr Color 326, Tamiya XF17
- ANA 620 Light Gull Gray [FS 36440] Xtracolor X137, Modelmaster 1729/1730, Gunze Sangyo H315/325, Pro Modeler 88-0033, Polly Scale 505326
- ANA 621 Dark Gull Gray [FS 36231] Xtracolor X131, Gunze Sangyo H317, Modelmaster 1740, Mr Color 317, Tamiya XF53
- ANA 633 Fluorescent Red-Orange [FS 28913] None, but use Modelmaster FS 28915 #50175 + 25% bright red

Credit where it's due.
Jennings Heilig
Dave Klaus
José Herculano
Steve Ginter