

AeroMaster™



PRODUCTS

48-774

Blue Diamond Mustangs

356 F.G.

Pt 4




Suggested Kit: Tamiya P51 Family

Fancy Nose Art
Blue Diamond Mustangs
356 F.G.

48-774

Pt 4

Aircraft #1



Catch us on the net!



www.EagleStrikeProductions.com

COLOR SCHEME

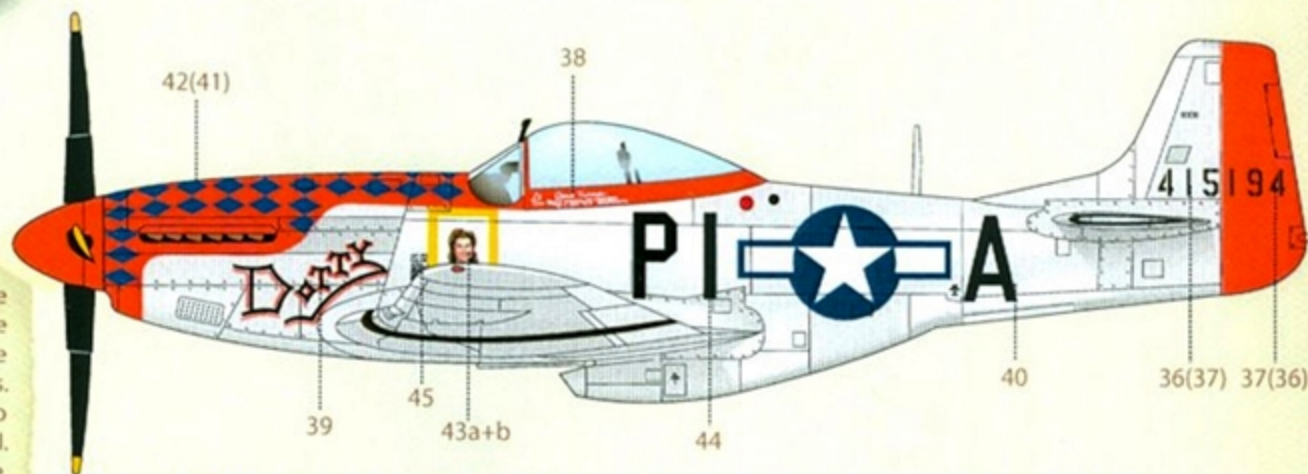


Natural Metal Aprox FS 21310 Aprox FS 15090



Jackie, a P-51 D -15 NA Mustang of the 360 FS/356 FG, was flown by Lt./Capt. John W. "Wild Bill" Crump for approximately 77 missions. It had a Natural metal finish overall with a Red spinner, cowling, canopy framing and rudder with the Squadron Blue Diamonds over the cowling. Four Blue circles were painted on the spinner, while Black theatre bands were on the wings and all the tail surfaces except the rudder. Modeler must trim decal B to fit over the vertical fin only. Notice that the serial number is on a Silver doped area on the rudder. Single Black horn style rear view mirror is attached to the Natural metal windscreen frames. Fuselage insignias are Greyed out. Shrouded exhaust stacks on this a/c. Jackie could also be depicted with a reverse D-Day set of fuselage only bands similar to those on Starduster, AMD 48-711, Pt.1 of this series.

Aircraft #2



NOTE!

To facilitate the painting of the Red nose, we are providing you with templates. Simply transfer this template to your favorite masking material. Depending on which side you use, you can mask the Red or the Natural Metal area. Notice that all these a/c had individual styles for the Red section as well as the Diamond pattern, and it is important that you use the correct item in both instances. We hope you enjoy building these beautiful a/c. Who said that only a/c with crosses were colorful???

Dottie, the mount of Lt. Eugene C. Turner was another -15 NA Mustang wearing a Natural metal finish with very similar markings to the above a/c, except that the spinner was all Red. Black ID theatre markings were absent on the vertical fin and this a/c had 2 horn type rear view mirrors on the windscreen natural metal frames. This a/c and pilot completed 43 missions. The Lady nose art may have been an enlarged and pasted photo on a Yellow/White painted square. Shrouded exhaust stacks on Dottie. Apply part 43 first allow to dry. Trim picture as close as possible and apply as you would apply any other decal.