





Skyraiders of the Fleet



Suggested Kit: Tamiya A1H Skyraider.



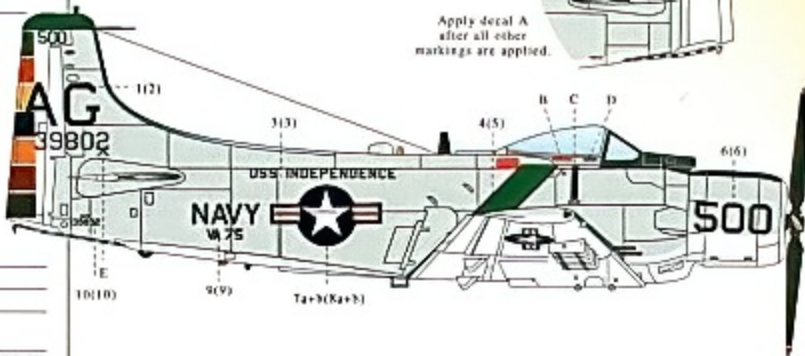
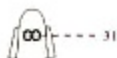
Skyraiders of the Fleet

A/C Type A-1H Skyraider

Unit CAG A/C of VA-75

Locale & Date U.S.S. Independence, mid 1960's

Camoouflage & Markings Lt. Gull Gray (FS. 36440) upper surfaces and Gloss White bottoms, wrap around ailerons, elevators and rudder. Flat Black anti-glare panel with Green fuselage band and fin cap. Concord leading edges to flying surfaces. Paint mid-fuselin tip White before decaling. Natural Metal front cowling ring.



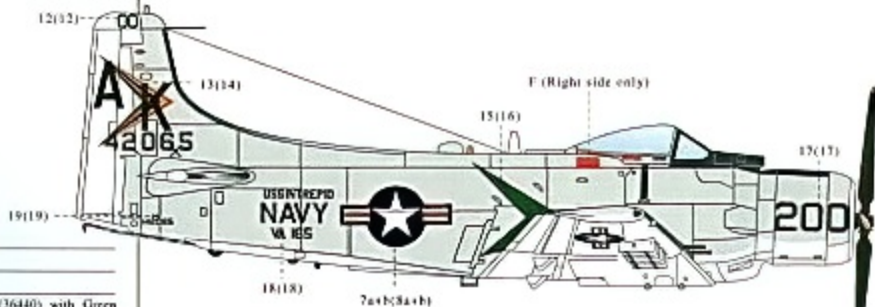

A/C Type A-1H Skyraider

Unit CAG A/C of VA-165

Locale & Date U.S.S. Intrepid, mid 1960's

Camoouflage & Markings Colors as per A/C 1.

Remarks Notice anti-glare panel does not reach the cowling lip. Fin tips of other A/C of the same sqfn. are seeing with Green fin caps.



A/C Type AD-4N Skyraider

Unit EAA 1-21

Locale & Date Djibouti, 1967

Camoouflage & Overall Gull Gray (36440) with Green landing gear front cover, rudder, wing tips, and prop hub.

Remarks Notice that side doors and scoop/antennas will have to be added to this A/C. Notice also the large flat Black exhaust area. The codes 21-LE seem to have been masked off a previous paint scheme (faded U.S. Navy Gull Gray). We are providing a set of White E (decal 24 and 25) just in case you want to paint fin tip Green.

