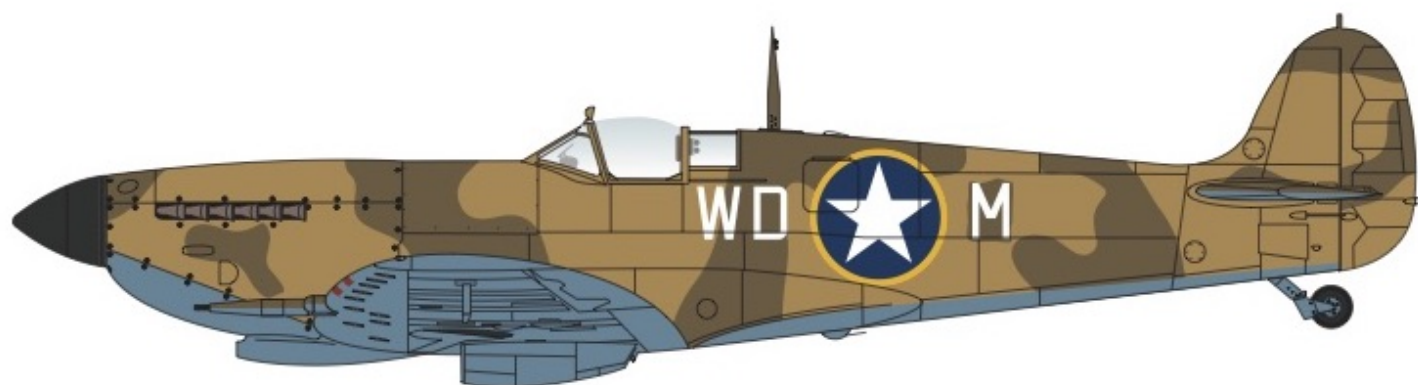
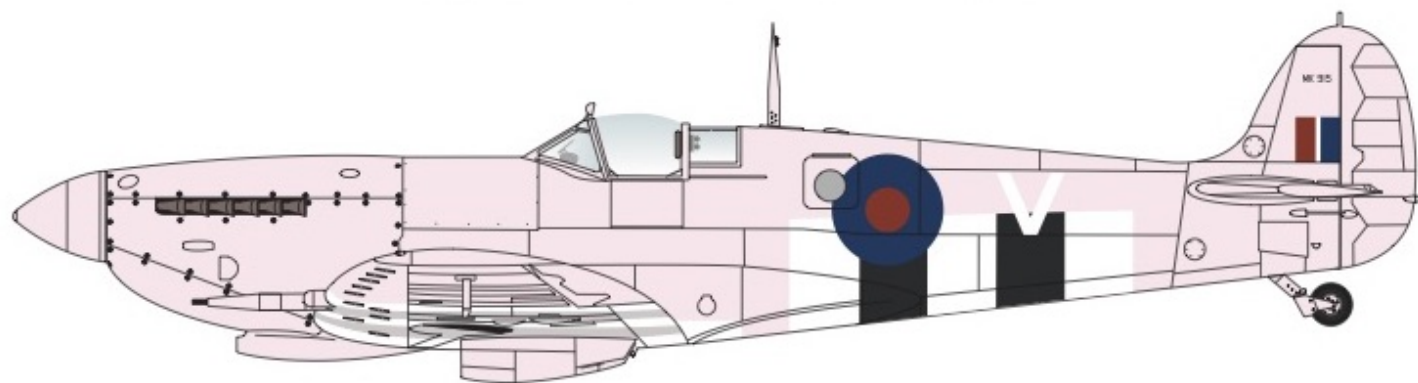


Supermarine Spitfire Mk.IX Collection Pt2



For the best results these decals should be applied to a gloss surface such as provided by either Xtracolor or Xtracrylix paints. Cut out the decal required and soak in warm water until the decal is released from the backing paper. Wet the area to be decaled with MICRO SET which will help to eliminate air trapped under the decal and position the decal.

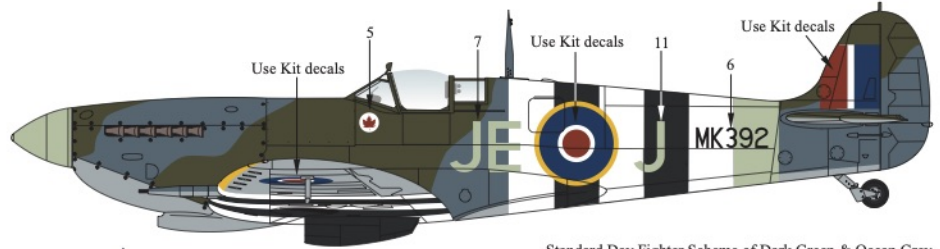
After 5 or 10 minutes wet the decal with MICRO SOL which will soften the decal and ensure that it settles down over any surface detail. Allow the decal to dry for at least 12 hours. During this time some wrinkling of the decal may occur, this is normal. Do not touch the decal at this time.

Carefully check for small air bubbles and if there are any prick with a needle and apply a drop of MICRO SOL. After all air bubbles have been eliminated and the decals are dry wash the entire model with water to remove any excess decal adhesive.

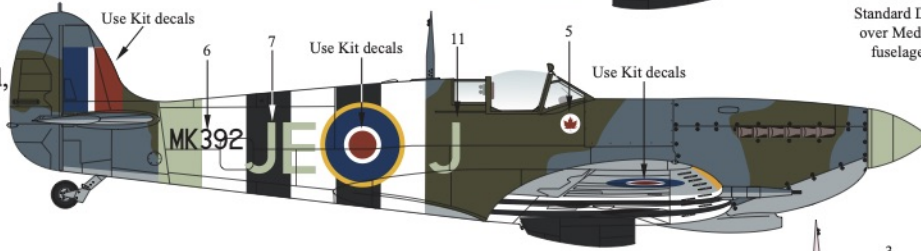
When completely dry the whole model should be sprayed with a coat of Xtracolor or Xtracrylix Flat, Satin or Gloss varnish depending on the finish required.

Store in a cool dry place, avoid sunlight, dampness or extremes of temperature and/or humidity.

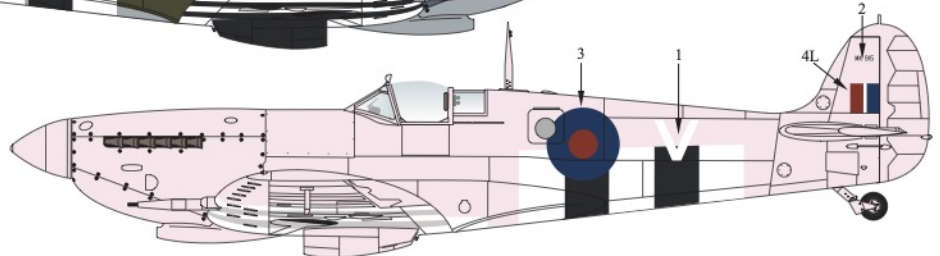
Website
www.hannants.co.uk
Supermarine Spitfire Mk.IXe,
MK392, 'JE.J'
flown by Wing Commander
James Edgar 'Johnnie' Johnson,
OC of No.144 Wing,
RAF,
based at
RAF Ford,
June,
1944.



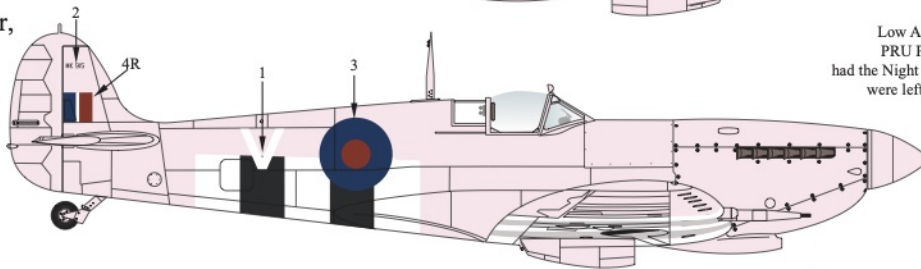
Standard Day Fighter Scheme of Dark Green & Ocean Grey over Medium Sea Grey undersides. 18" wide Sky 'Type S' fuselage band. 18" wide AEAFF stripes adorn the whole rear fuselage and wing areas. The spinner was Sky 'Type S'.



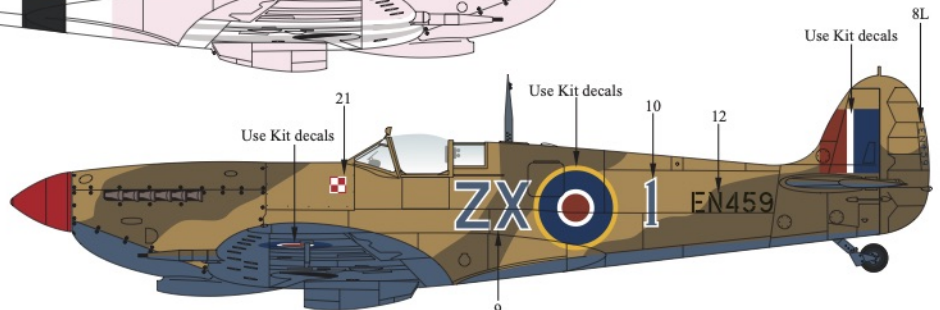
Supermarine Spitfire FR.Mk.IXc,
MK915, 'V',
of of 16 Squadron,
RAF,
based at Bayeux,
France,
September,
1944.



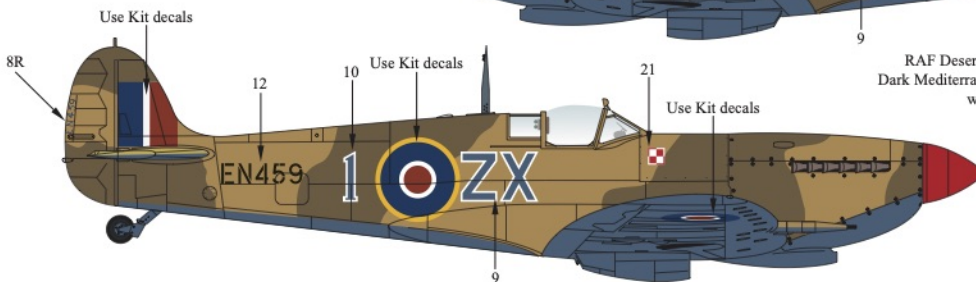
Low Altitude Photo Reconnaissance Scheme of overall PRU Pink. The 18" wide AEAFF stripes on the wings had the Night stripes overpainted in PRU Pink but the White stripes were left intact. The rear fuselage 18" wide AEAFF stripes were left in situ.



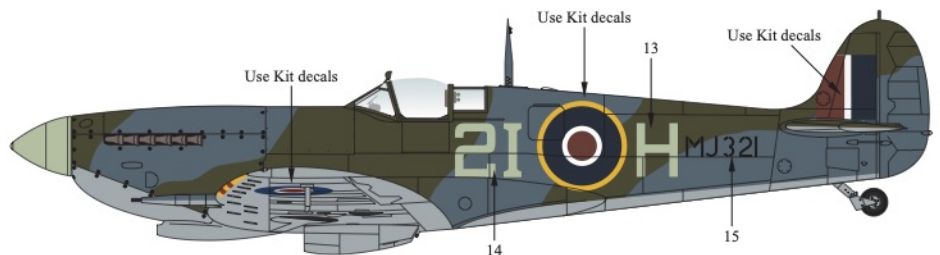
Supermarine Spitfire Mk.IXc,
EN459, 'ZX.1',
of 145 (Polish) Squadron, RAF,
based at Goubrine, Tunisia,
April, 1943.



RAF Desert Scheme of Dark Earth and Middle Stone over Dark Mediterranean Blue undersides. The spinner was Bright Red with the aerial mast being Ocean Grey.



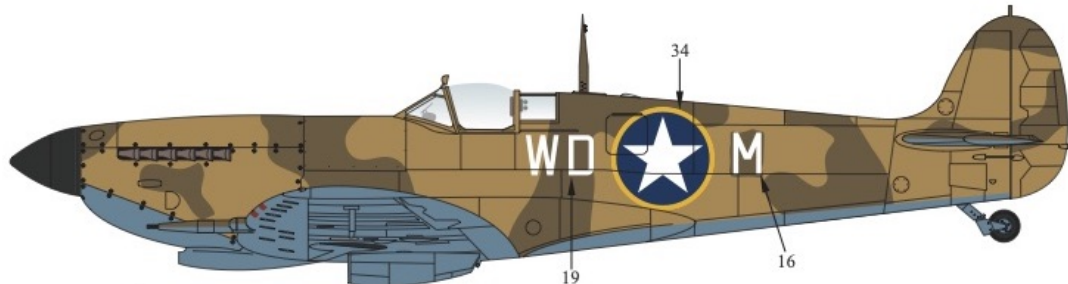
Supermarine Spitfire Mk.IXb,
MK321, '2I.H',
flown by Squadron Leader
Henry McLeod,
C.O of 443 (RCAF) Squadron,
RAF,
based at RAF Westhampnett,
April,
1944.



Standard Day Fighter Scheme of Dark Green & Ocean Grey over Medium Sea Grey undersides. The spinner was Sky 'Type S'.



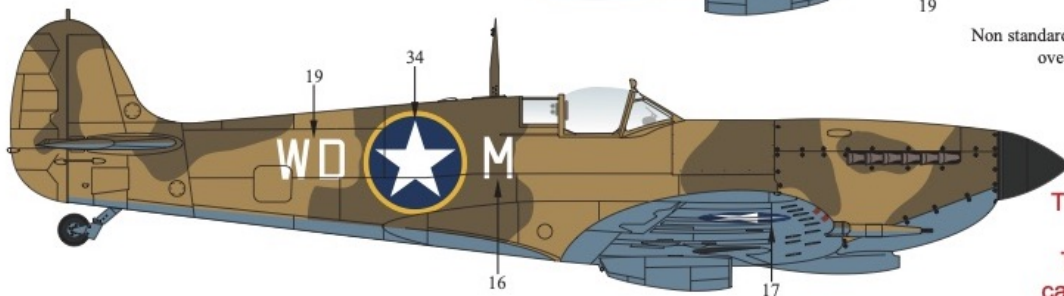
Supermarine Spitfire Mk.IXc,
'WD.M',
of 4th Fighter Squadron,
52nd Fighter Group
USAAC,
based at
Poretta,
Corsica,
May,
1944.



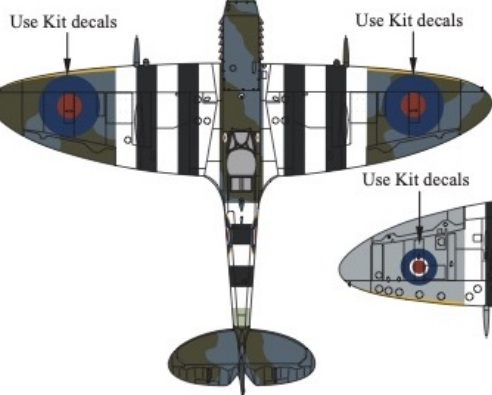
Non standard Desert Scheme of Dark Brown and Dark Sand
over Light Mediterranean Blue undersides.
The spinner was Night.

Modellers Note:

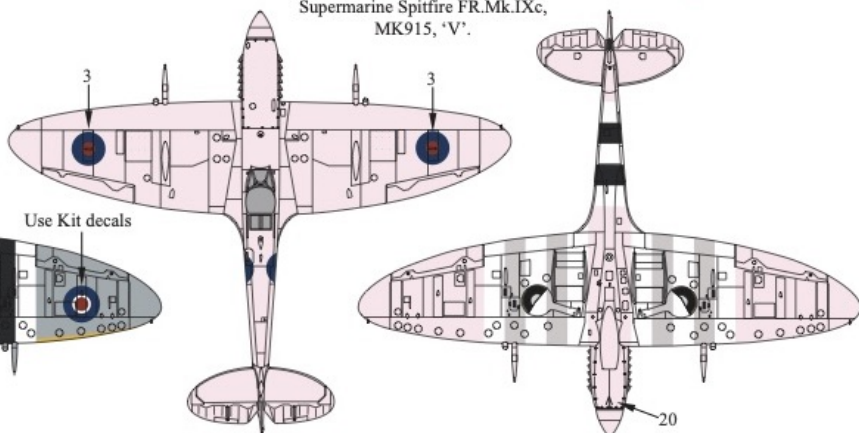
This aircraft had the wider cannon
blisters on the upperwings.
The starboard and upper surface
camouflage pattern must be treated
as speculative as it appears this
aircraft was painted in theatre to no
known official pattern.



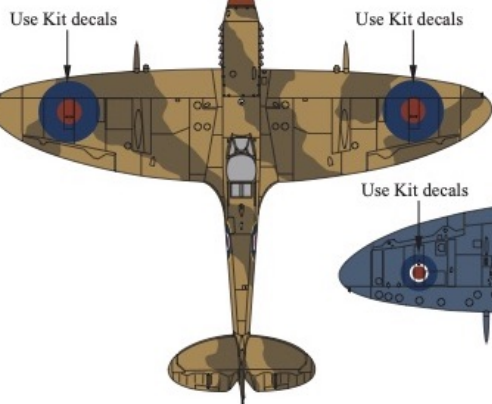
Supermarine Spitfire Mk.IXe,
MK392, 'JE.J'.



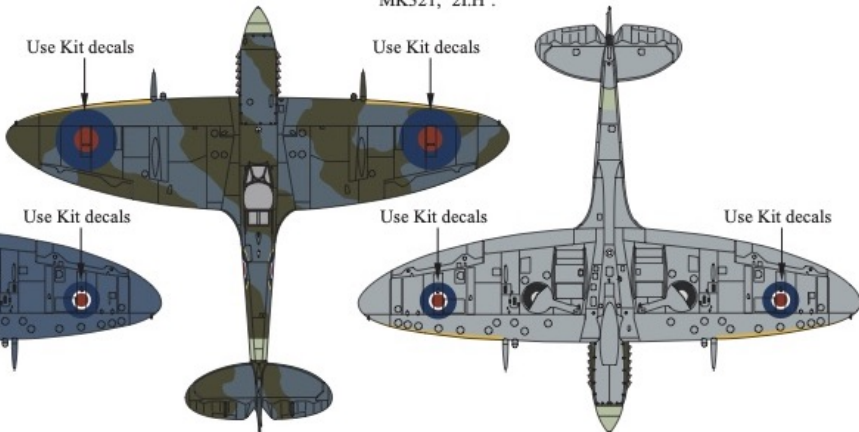
Supermarine Spitfire FR.Mk.IXc,
MK915, 'V'.




Supermarine Spitfire Mk.IXc,
EN459, 'ZX.1'.



Supermarine Spitfire Mk.IXb,
MK321, '2I.H'.



Supermarine Spitfire Mk.IXc,
'WD.M'.



- Xtracolor Paints
X001 Dark Green
X002 Dark Earth
X003 Medium Sea Grey
X006 Ocean Grey
X007 Sky 'Type S'
X009 Middle Stone
X012 Night Black
X014 Red
X034 PRU Pink
X141 White

Paints:

The colours used on these aircraft can be found in the
Xtracolor (prefix number with X) and Xtracrylix
(prefix number with XA1) range of paints.

- Xtracrylix Paints
XA1001 Dark Green
XA1002 Dark Earth
XA1003 Medium Sea Grey
XA1006 Ocean Grey
XA1007 Sky 'Type S'
XA1009 Middle Stone
XA1012 Night Black
XA1014 Red
XA1034 PRU Pink
XA1141 White