

*AeroMaster.*

48-362



**EAGLES Pt. I**


48-362

# Aeromaster Decals™

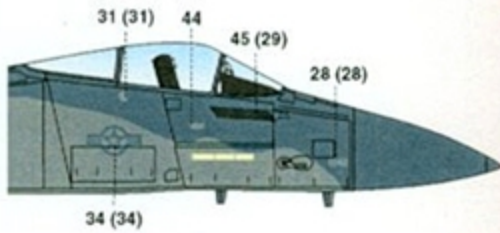
3615 NW 20th Ave • Miami, Florida 33142 • USA  
Tel. (305) 633-7398 • Fax (305) 638-4197

# EAGLES

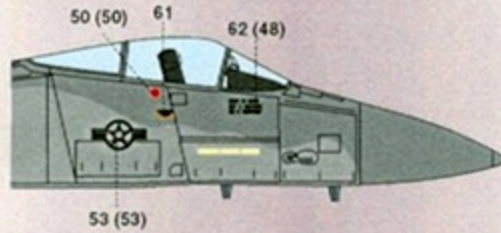
P t . I



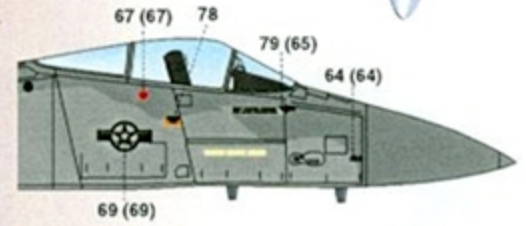




1. F-15C-31-MC Eagle 84-0040

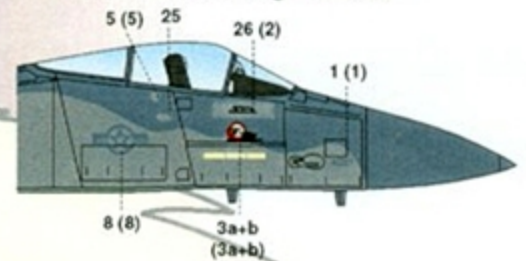


2. F-15C-38-MC Eagle 84-0031

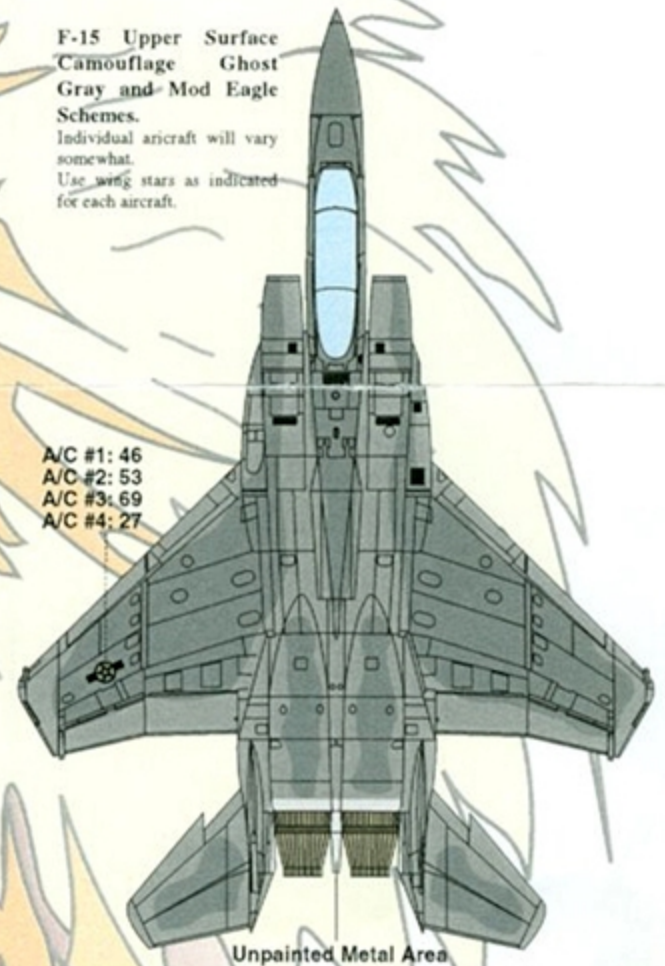


3. F-15A-15-MC Eagle 76-0022

4. F-15C-37-MC Eagle 84-0007



F-15 Upper Surface Camouflage Ghost Gray and Mod Eagle Schemes. Individual aircraft will vary somewhat. Use wing stars as indicated for each aircraft.



A/C #1: 46  
A/C #2: 53  
A/C #3: 69  
A/C #4: 27

### 1. F-15C-31-MC Eagle 84-0040

As flown by Capt Tim Nolan, 94th Fighter Squadron, 1st FW, Langley AFB VA, May 1997. Mod Eagle scheme. 94th FS *Hat in the Ring* emblem on the left inlet, 1st Fighter Wing emblem on the right inlet, and the emblem of Air Combat Command outboard on both vertical tails. Squadron tail band blue with gold outline on all vertical tail surfaces. Eagle logo on inboard tails. Upper left wing star is Decal #46; use Decal #34 under right wing.

### 2. F-15C-38-MC Eagle 84-0031

Assigned to Capt Ron Dorn, F-15C Fighter Weapons Instructor Course, 57th Fighter Weapons Wing, Nellis AFB NV, in October of 1990. The earlier F-15 Ghost Gray scheme used FS #36320 Dark and #36375 Light Grays in the same pattern as the Mod Eagle schemes above. 57th FWW emblem on both inlets, TAC emblem outboard on both vertical tails. 57th FWW black and yellow checkerboard inside and outside of both vertical tails. Use Decal #53 for wing stars.

### 3. F-15A-15-MC Eagle 76-0022

Flown by Capt Dean Reed of the 426th Tactical Fighter Squadron, 405th Tactical Training Wing, Luke AFB AZ, October 1989. Finished in the early Ghost Gray camouflage scheme. 426th TFS emblem on the left inlet, 405th TTW on the right, TAC emblem on both vertical tail outboard faces. The 426th TFS red band with yellow alar was carried both inside and outside of the vertical tails. Use Decal #69 for wing stars.

### 4. F-15C-37-MC Eagle 84-0007 Pride of Bay County

Aircraft of Brig Gen Gary M. Rubus, Commander, 325th Fighter Wing, Tyndall AFB FL, May 1997. Mod Eagle scheme of FS #36176 Dark Gray and #36251 Light Gray. Wing billboard aircraft carrying the emblems of the 1st, 2nd and 95th Fighter Squadrons on the left inlet, the 325th Wing on the right inlet, and the Air Education and Training Command on the vertical tails. Gary Rubus downed a MiG-21 with 20mm cannon fire over North Viet Nam on 15 October 1972. The WWII 325th FG flew P-47s and P-51s with the 15th AF in Italy. Note *Checkertail Clan* and Eagle logos on inner fin surfaces and the aircraft number applied forward of the refuelling receptacle door. Upper left wing star is Decal #27; use Decal #8 under right wing.

All these A/C came from photos kindly supplied by USAF Maj. Mark Hassara. Our thanks to Mark for his unselfish help.  
**THANKS MARK !**

### 1/48 Scale Eagle Kits:

1. Hasegawa F-15C
2. Academy/Minicraft F-15C
3. Revell/Monogram F-15A
4. Tamiya F-15A, F-15C



### References:

1. F-15 Eagle in Detail & Scale (D&S Vol.14)
2. Colors & Markings of the F-15 Eagle Pt. 1 (C&M Vol. 20)
3. McDonnell Douglas F-15A/B, Aerofax Minigraph 2
4. Eagle, Squadron/Signal Modern Military Aircraft Series
5. F-15 Eagle, Osprey Combat Aircraft Series (#1)
6. World Airpower Journal Vol. 9, Summer 1992

### Recommended AeroMaster Warbird Colors Acrylic

1001	Gloss Clear	1054	Dk. Ghost Gray
1002	Semi-Gls Clr		FS 36320
1003	Flat Clear	1055	Lt. Ghost Gray
1004	Tire Black		FS 36375

Eagle Mod. Gray colors will be available from AMD in 1998

### Recommended AeroMaster Warbird Colors Enamels

9001	Black	9054	Dk. Ghost Gray
9002	White		FS 36320
9003	Yellow	9055	Lt. Ghost Gray
9004	Blue		FS 36375
9005	Red		
9010	Tire Black		

If you have suggestions for future subject matter, AeroMaster would like to hear from you. Our goal is to provide high quality, well researched decals of unusual and interesting subjects. We value our customers' input, so if you have specific suggestions or photographs of unusual subject matter which you would be willing to share, please contact: