


VF-24 RENEGADES

FIGHTERTOWN



DECALS

LAST RAGE

PART 2





"200" BUNO 161274
May - Aug '96

VF-24 RENEGADES LAST RAGE PART 2

NOTES ABOUT DECALS

There are several 2 part decals for "200" & those are as follows:

*Black & Red Nose & Flap numbers "200"

*Tail numbers & "NG" for "200"

*Check Mark, & "VF-24" on the Ventral Fins, for "200"

*Pay close attention to the different crew names & correct color of the "NIMITZ/NINE TEAM"

*"206" does not have any crew names

*"206" does not have National Insignia's on either side of the fuselage but does have them on the top and bottom wing

NOTES ABOUT AIRCRAFT

*"200" and "206" are Block 115 jets

*"202" is a Block 130 jet

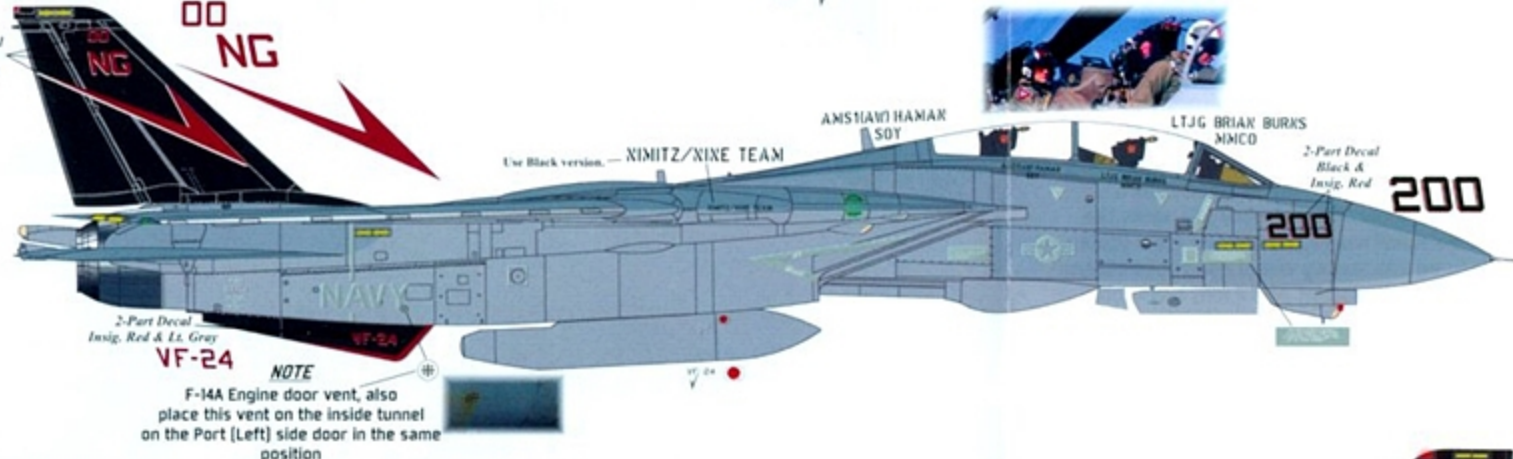
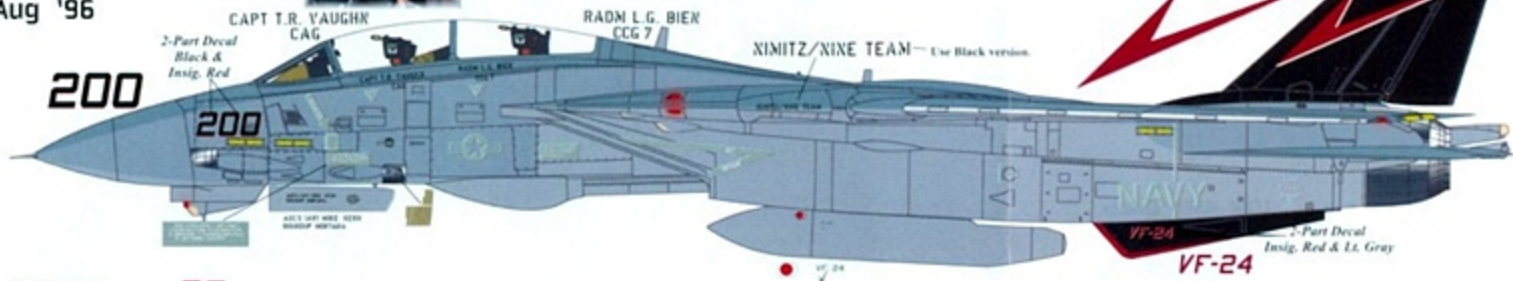
*These jets had the NACA vents and tall TACAN antenna

*These jets had the ECM bumps under the Glove Vane and "Beavertail"

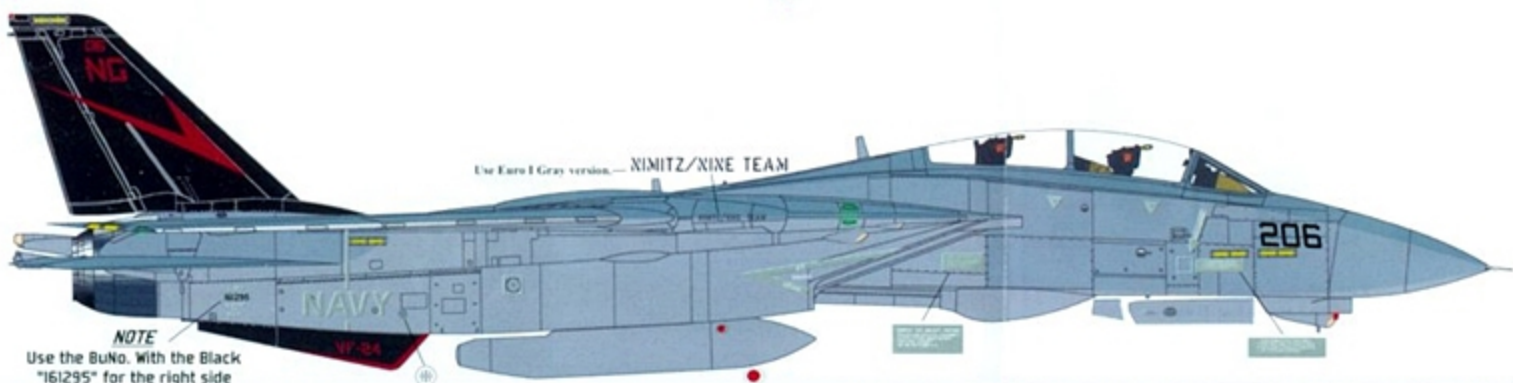
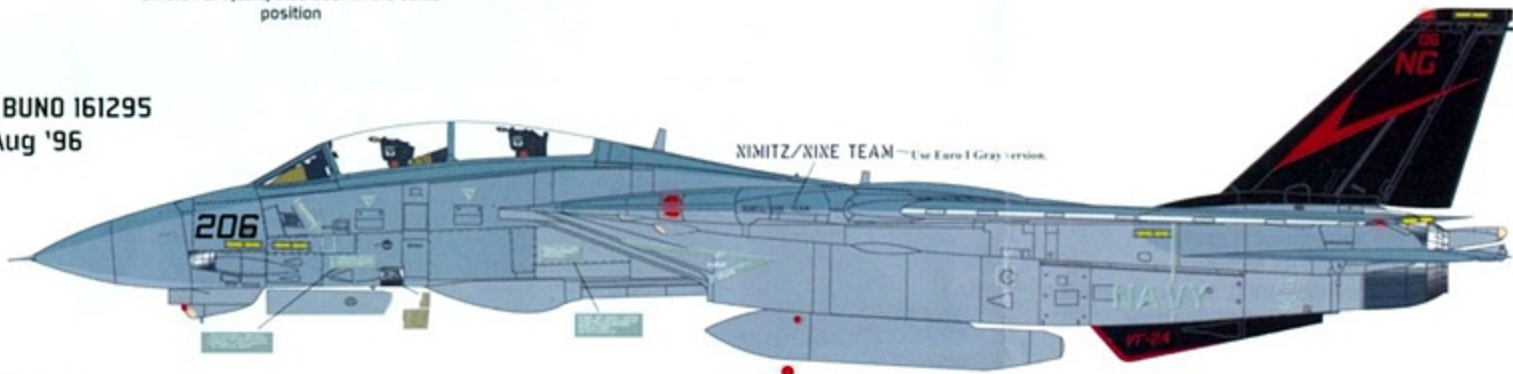
*Helmet markings & Patches are 2 & 3 piece decals



*Apply black Triangle first, then red on top, then Tomcat silhouette

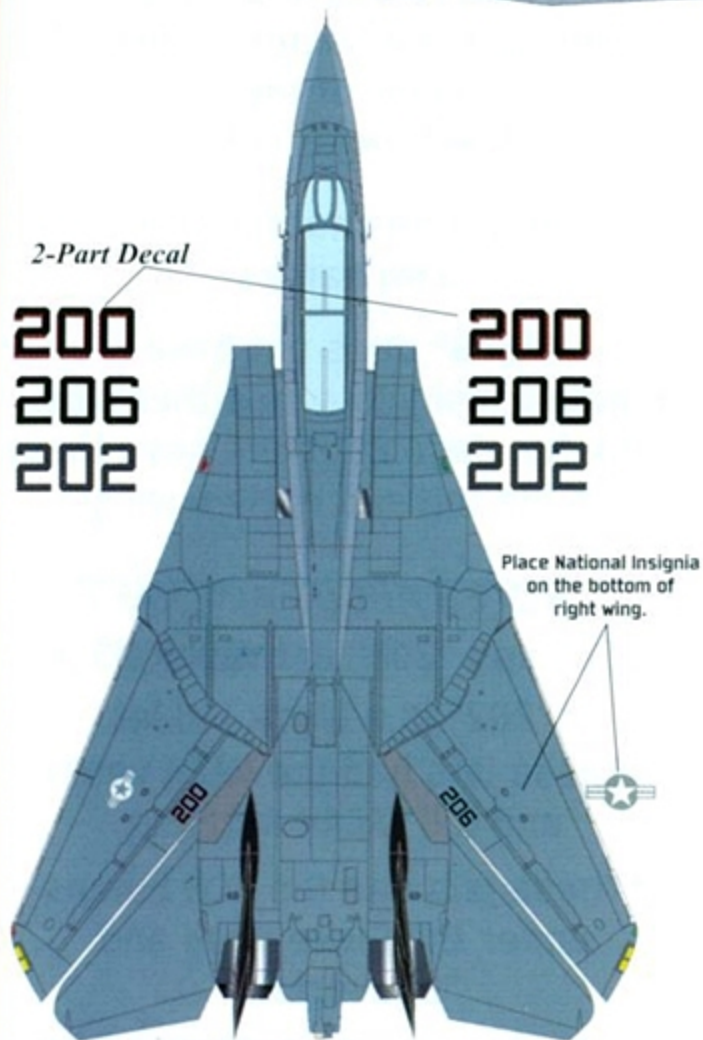
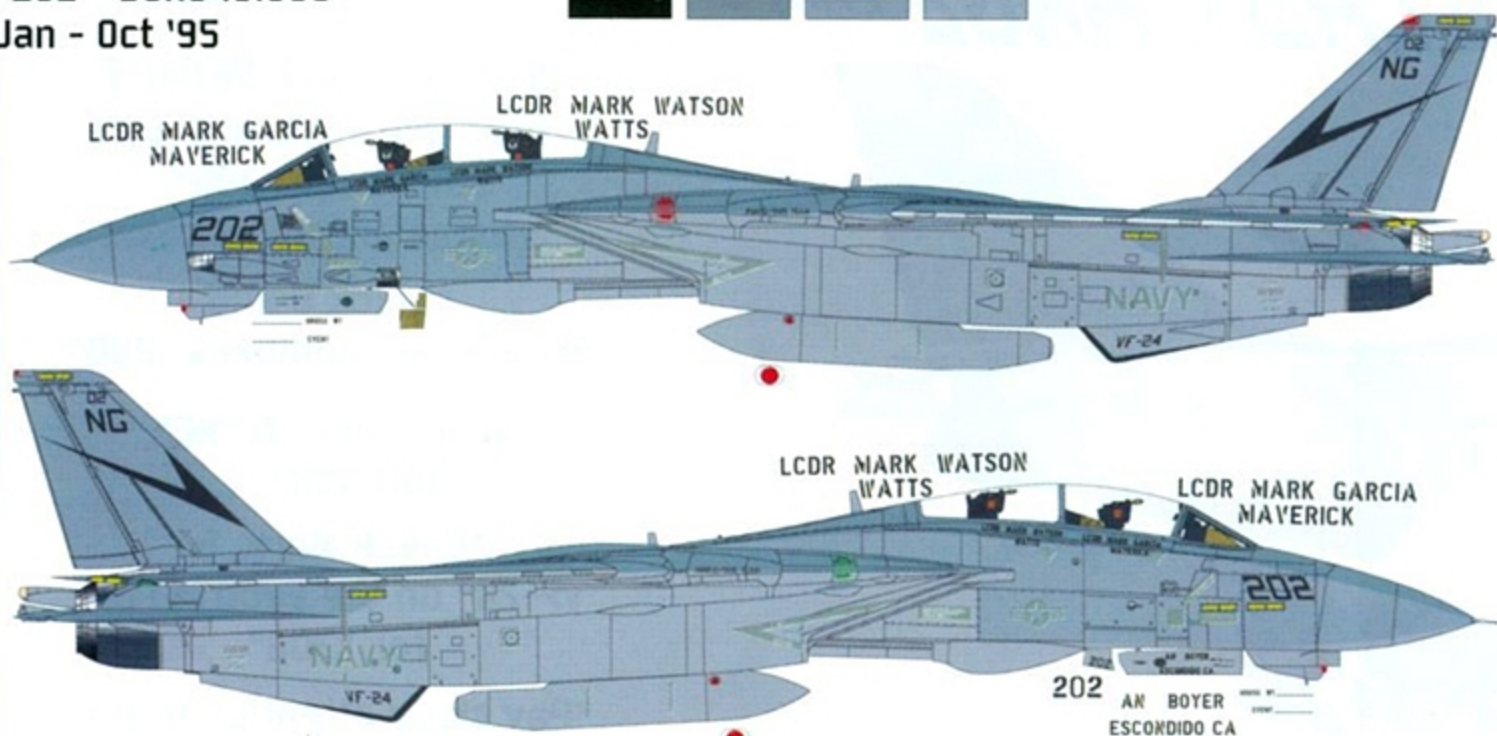


"206" BUNO 161295
May - Aug '96



"202" BUNO 161869
Jan - Oct '95

FS.17038 FS.35237 FS.36320 FS.36375



Intake cover decal:
Use the 2 red "Checks" at the very top of the decal sheet as intake cover decals.

Special Thanks:

Mike Pister
Brian Marbrey
Andy Mullen
Darren Roberts
Herb
Mav
Beavis
Yank
Jazz
Butthead
and the rest of
VF-24

Contact Info.

Brian Plescia
4685 Orion Ave #2
Sherman Oaks, CA 91403
USA

Email Address:

FightertownDecals@hotmail.com

ADDITIONAL AIRCRAFT NOTES

*"200" and "206" both had their forward fuselage repainted in May 96 upon return from the "Last Rage" (Nov 95-May 96), while the main body remained heavily weathered from cruise. This provided an interesting visual contrast between a post 6 month cruise jet and a new paint job.

*"206" also had it's tails and strakes painted in black and red at that time. "200" received it's black/red/gray tails in Dec '95 for cruise. On both jets, the gloss black and red tails and strakes kept their "un-weathered" appearance.

*"202" received a fresh TPS paint job in Mar 95 and maintained a lightly weathered look for much of the year during the workup cycle at NAS Miramar.

*Weapon rail configuration consisted of mostly 2 bomb racks, Phoenix pylon on the right shoulder and either Sparrow or dual Sidewinder pylons on the left shoulder.

*During the Renegades "Last Rage" weapon loadouts included: Mk80 series (mostly mk82/mk83), single Phoenix on the shoulder, single or dual Sparrow (2nd Sparrow carried in the well) and single or dual Sidewinder.



Front/Top

Left side Right side

Launch Bar decal:

Place decal on top of kit Launch Bar as shown. Apply setting solution to sides, wrap one side down first, let it set then wrap the other side next and have them meet at the bottom.

Visit us on the web: FIGHTERTOWNDECALS.BLOGSPOT.COM