

EagleCals

EC#172

1/32

1/48 1/72

Bf 109 G-68

eagle

EDITIONS LTD.



"Red (or Black) 7", 2./JG 302, 1944



"Blue 17", 12./JG 2, 1943



"White 3", 1./JG 300, 1944



"White 11", 7./JG 54, 1944

1a 1b 3

1 2

4 5 7 6 9 8

5a

10 11 12 14 14a 15 16 17 18

13 13a

A B C

1a 1a 1a 1b 1b 1b 2a 2b 3 4 5 6 7 8

9 10 11 12 13a 13b 14 15 16 17

18 19a 19b 20 21 22 23 24 25a 25b

26a 26b 27 28 29a 29a 29a 29b 29b 29b 30 31

Erine Bombe!
Keine Bombe!


Achtung!
Kraftstoffbehälter

32 33 34 35 36 37 38

39a 39b 39c 39d 40a 40b 41 44 42 43


Achtung! Größmaß: 150x600
Achtung! Größmaß: 150x600
Achtung! Größmaß: 600x300
Achtung! Größmaß: 600x300
Achtung! Größmaß: 150x600
Achtung! Größmaß: 150x600
Achtung! Größmaß: 600x300
Achtung! Größmaß: 600x300

D1 D2 D1 D2 D1 D2 D1 D2

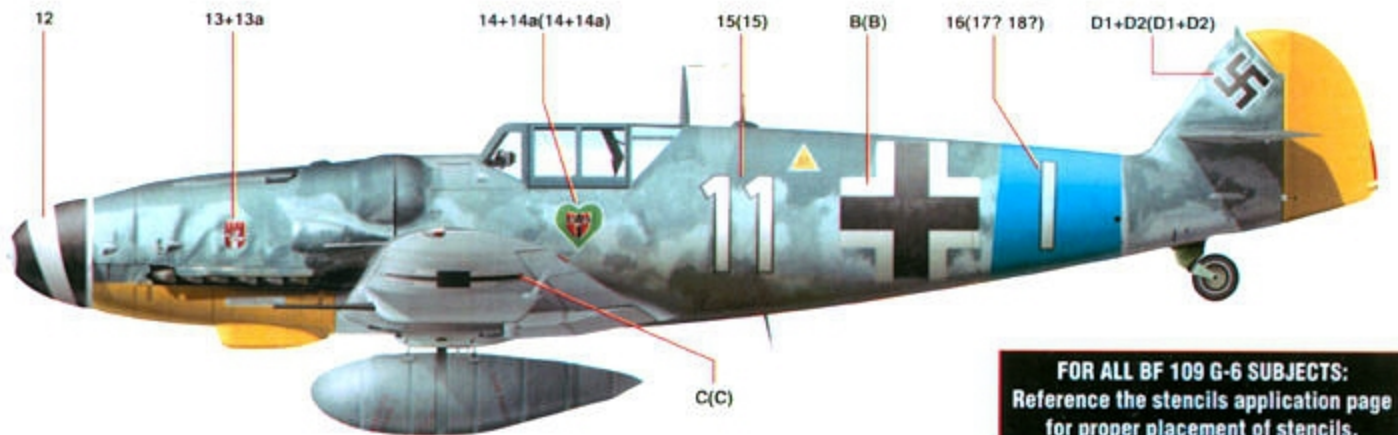


Apply your preferred brand of RLM 76 paint over Decal 5 — then apply decal 5a, as shown.

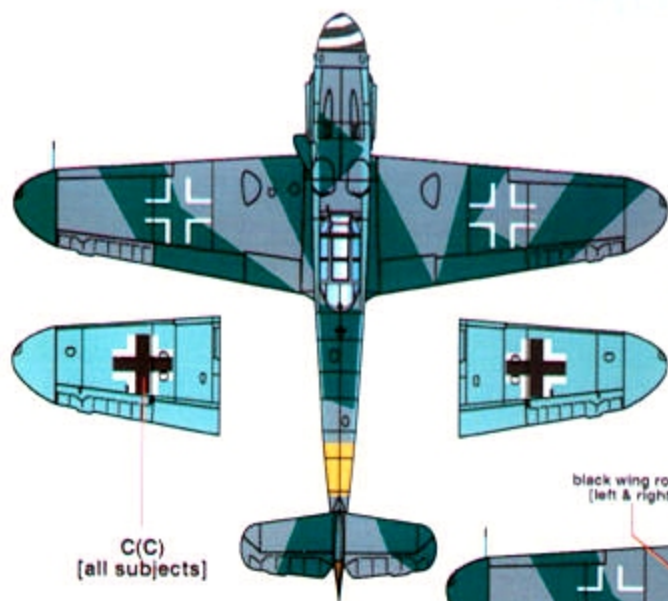
Paint wing-root areas weathered black. Then apply decals 6 (L) and 7 (R), as shown.



Optional starboard Gruppe markings provided: decal 17 (mirror of 16) or decal 18 (standard configuration).

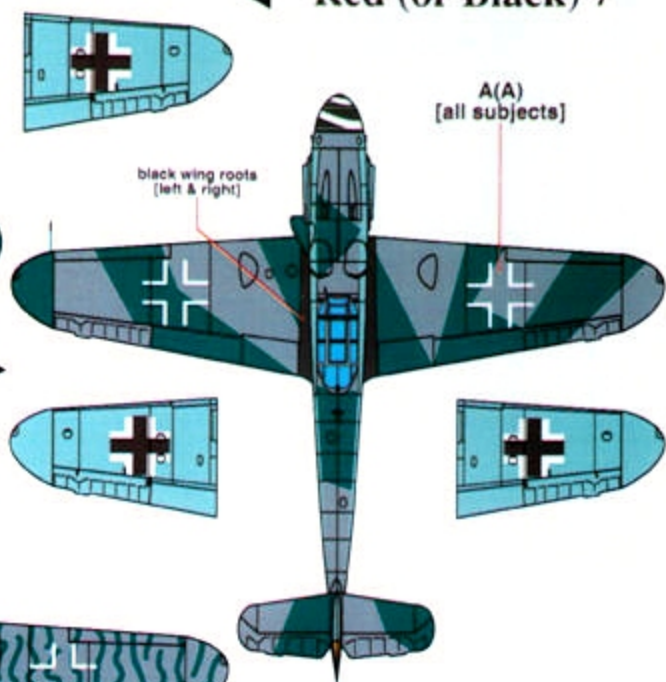


FOR ALL BF 109 G-6 SUBJECTS:
Reference the stencils application page for proper placement of stencils.



◀ “Red (or Black) 7”

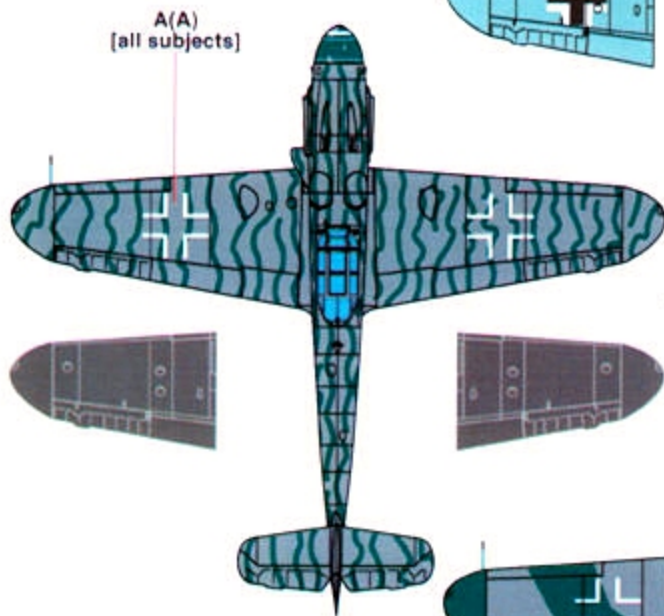
C(C)
[all subjects]



A(A)
[all subjects]

black wing roots
(left & right)

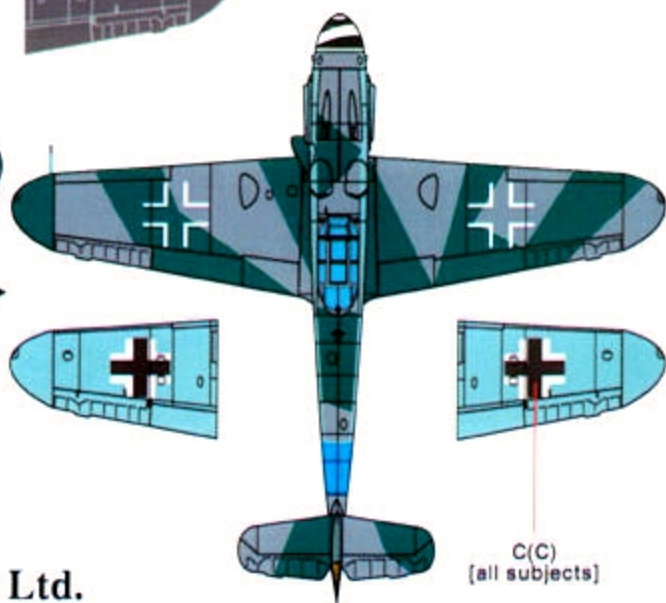
▶ “Blue 17”



A(A)
[all subjects]

◀ “White 3”

▶ “White 11”



C(C)
[all subjects]

Plan views show positions
for decal placement only.
Refer to text and profiles for
proper side markings placement

EagleCals #172

Bf 109 G-6

Manufactured in greater numbers than any other Messerschmitt 109 variant, the G-6 has always been very popular with the modelers, considered to be the classic Bf 109 by many. Luftwaffe pilots complained the *Beule* or bumps covering the breaches of the MG 131 13 mm machine guns reduced speed, nevertheless, they contribute to the distinctive personality of the Bf 109. Too the bigger guns were heavier effecting performance.

"Red (or Black) 7" W. Nr. Unknown 2/JG 302 Pilot: Xaver Neumeier Jüterbog Feb 1944

Convincing research has confirmed this was more than likely "Red 7" with Yellow outline; however, both Red and Black '7' numbers are provided for modeler's choice. Bf 109 G-6/R6, underwing cannons. Short antenna mast; late cockpit armor; small compressor bulge on starboard cowling under MG bulge; drop tank. Unit badge on both sides of cowling.

Colors: RLM 76/75/74; Yellow fuselage band and underwing tips;

Spinner Black with White spiral.

National Insignia: Fuselage: 900 mm Black and White crosses; 300 mm *Hakenkreuz* Black with White outline

Wings: Upper ~ 1000 mm White outline Lower 900 mm Black and White

Stenciling: Factory standard

References: Jerry Crandall collection.

"Blue 17" W. Nr. Unknown 12/JG 2 Pilot Unknown Beaumont le Roger, France 1943

Bf 109 G-6 with Wr 21 cm rockets; Erla canopy; late cockpit armor, short antenna mast; drop bank rack; FuG 25 a antenna.

Colors: RLM 76/75/74; Yellow rudder and undercowling; spinner Black with white spiral; Blue '17' and bar trimmed in Black.

Black exhaust designed trimmed with Blue line, see scrap view.

National Insignia: Fuselage: 900 mm Black and White crosses; 300 mm *Hakenkreuz* Black with White outline

Wings: Upper ~ 1000 mm White outline Lower 900 mm Black and White

Stenciling: Factory standard

References: Jerry Crandall collection.

"White 3" W. Nr. Unknown I/JG 300 Wilde Sau Pilot unknown Bonn-Hangelar March/April 1944

Late cockpit armor; short antenna mast; FuG 25 a antenna under fuselage; Black drop tank.

Colors: RLM 75 squiggle lines over RLM 76 including spinner; Undersurfaces all Black including exhausts.

Narrow White band on spinner; Black wingroot; Black outline on number '3'.

National Insignia: Fuselage: 900 mm Black and White crosses; 300 mm *Hakenkreuz* Black with White outline

Wings: Upper ~ 1000 mm White outline Lower 900 mm Black and White

Stenciling: Factory standard, over painted.

References: Jerry Crandall collection. See also photo published in JG 300 Vol. 1, page 162.

"White 11" W. Nr. Unknown 7/JG 54 Location and Pilot Unknown Spring 1944

Bf 109 G-6/R6, underwing cannons. Late cockpit armor; short antenna mast; drop tank. 7. *Staffel* badge winged wooden shoe, on portside cowling; III. Green Hearts emblem under both sides of cockpit.

Colors: RLM 76/75/74; Yellow rudder and undercowling; White '11' and vertical bar trimmed in Black;

Medium Blue fuselage band. Spinner Black with White spiral.

National Insignia: Fuselage: 900 mm Black and White crosses; 300 mm *Hakenkreuz* Black with White outline

Wings: Upper ~ 1000 mm White outline Lower 900 mm Black and White

Stenciling: Factory standard

References: Jerry Crandall collection.

Color aircraft profiles by James Bentley

© 2017 Eagle Editions Ltd. All images/photos copyrighted by

Eagle Editions Ltd. LLC

P.O. Box 580 Hamilton MT 59840

www.eagle-editions.com

No copies may be reproduced without written consent from publisher Eagle Editions Ltd. LLC

The color schemes depicted are the artist's interpretations of the available photographic references only.

The final decision resides with the modeler.