



IPMS/USA NATIONAL CONVENTION DECAL SHEETS
INSTRUCTION BOOKLET

GLENVIEW NAS F4U-5

42nd FIS F-86D Sabre Dog

NASA F-104N

ROLLIN' IN ON THE NATS!



IPMS/USA NATIONAL CONVENTION CHICAGO JULY 2001

Chance-Vought F4U-5 Corsairs Glenview Naval Air Station Chicago, Illinois circa 1954

F4U-5; WHAT'S OUT THERE?

1/48: Hasegawa F4U-5N Corsair
Airwaves F4U-5 Corsair Detail Set
Dangerboy Hobbies F4U-5 Wingfold Set
Eduard F4U-5 Corsair Detail Set
EZ Mask F4U-5 Canopy Masks
True Details F4U-5 Canopy Masks

1/72: Italeri F4U-5N Corsair
Hi-Tech Products F4U-5N Detail Set
Hi-Tech Products F4U-5N Upgrade Set



Many thanks to:
Norris Graser IPMS #22253
Mike Hanlon IPMS #13012
Dave Menard

These guys are truly experts in their field and we couldn't have done this aircraft without their knowledge and attention to detail!

Thanks a bunch guys! Great working with you on this!!



Construction Notes for the Nagawa F4U-5N Kit:

Do not use the radar pod.
Do not use kit parts Q2 Exhaust Flash Guards.
Do not use kit part Q3 aft Antenna. (Aft of vertical tail)
Do not use kit part Q3 aft Fuselage Antenna.
Use N3 Antenna instead.
Do not use kit parts Q20 and Q21 (exhaust).
Use Q22 and Q23 instead.
Do not use kit parts Q10 (Muzzle Flash Supp).
Use Q12 barrels instead.

Apply these notes to the Italeri 1/72 scale F4U-5N kit as well.



The entire aircraft is painted Gloss Dark Sea Blue F515042.

The area in front of the canopy is painted Flat Non Spec. Sea Blue which is F535042.



F515042



F535042

F515042

Testors MM 1717

Humbrol HU24

Gunze Sangyo H054

Gunze Sangyo N/A

F535042

Testors MM 1718

Humbrol HU04

Gunze Sangyo N/A




North American F-86D Sabre Dog 42nd Fighter Interceptor Squadron O'Hare International Airport

F-86D SABRE DOG; WHAT'S OUT THERE?

1:48 Revell Monogram F-86D Sabre Dog
Black Box F-86D Sabre Dog Cockpit set

Special thanks to:
Norris Graser
Larry Davis
Marty Isham


You guys are awesome!!



F-86D Sabre Dog 42nd FIS



Bob Anderson & Bill "Faber"
1957 Western Air Show, Seattle



Use either SnJ Spray Metal or Testors Metalizer to replicate the natural metal finishes on your Super Sabre.

 Fs37038  Fs34079

F354079
Testors MM 1710
Humbrol HU07
Gunze Sangyo N/A

F357058
Testors MM 1749
Humbrol HU12
Gunze Sangyo H012

Lockheed F-104N NASA Starfighter

Dryden Flight Test Facility

Edwards AFB, California

LOCKHEED F-104N; WHAT'S OUT THERE?

- 1/48 Hasegawa F-104G Starfighter
- Black Box F-104G Cockpit Set
- Cutting Edge F-104G Cockpit Set
- Cutting Edge F-104G/J Cockpit Set
- Cutting Edge Martin Baker GQ7 Ejection Seat w/belts
- Cutting Edge Martin Baker GQ7 Ejection Seat w/o/belts
- Aires F-104G Cockpit Set




Joe Walker
20 Feb. 1921 - 8 Jun. 1966



There were three NASA F-104Ns were initially numbered 011, 012, 013. These numbers were later changed to 811, 812, 813. Aircraft 813 was lost on June 8, 1966 when it was involved in a mid-air collision with the second prototype XB-70 Valkyrie during a General Electric sponsored publicity photographic flight.

The two surviving F-104Ns were later given the civilian registration numbers of N811NA N812NA. A/C 811 is on static display at the USAF Flight Test Center Museum in the later NASA paint scheme.





These natural metal finishes can be replicated by using the Testors Metalizer line or SnJ Spray Metal. Check your references to find the correct shading for the various panels on this aircraft



F317875
Testors MM 1745
Humbrol USN6
Gunze Sangyo H316



F356375
Testors MM 1728
Humbrol USN3
Gunze Sangyo H308



F357038
Testors MM 1749
Humbrol H12
Gunze Sangyo H012