

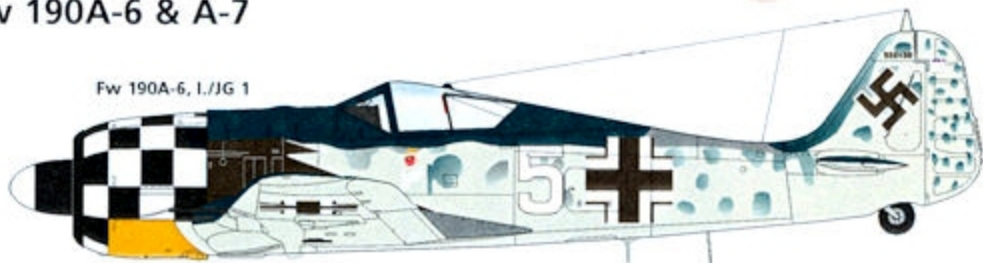
LIMITED EDITION! CED48098

Fw 190A Nose Art Special

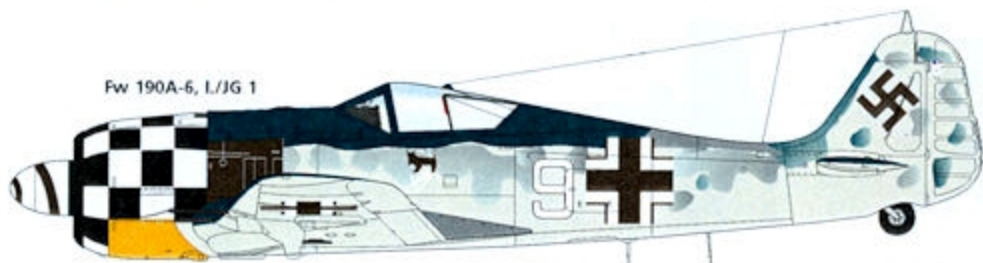


Fw 190A-6 & A-7


Fw 190A-6, I./JG 1



Fw 190A-6, I./JG 1



Fw 190A-7, I./JG 1



Fw 190A-6, J.Gr.West



Recommended kits:

- 1/48: Tamiya Fw190F (with Cutting Edge conversion set for A-6 & A-7)
- Dragon Fw 190A-8

**Cutting
Edge**

MODELWORKS

P.O. Box 3956
Merrifield, VA 22116
USA
www.modelworks.com


Fw 190A-6 "Grog!"

Wnr 550490
Uffz. Rudolf Hübl
1/JG 1
1943




Fw 190A-6 "Lucki"

Lt. Heinz-Günther Lück
1/JG 1
1943




Fw 190A-7

Wnr 340035
Hptm. Schnoor, 1/JG 1
April, 1944



Fw 190A-6

Franz Steiner
J.Gr.West
(Fighter Replacement Group West)



RLM 02

RLM 04

RLM 23

RLM 74

RLM 75

RLM 76



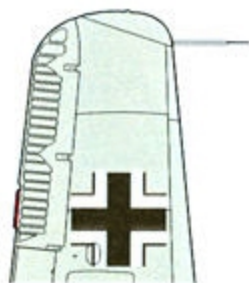
Paint center of depression Black.

Apply checks in alphabetical order. The decals are EXTREMELY fragile. The clear film connecting groups of checks has been kept to an absolute minimum and can be torn easily.

Paint center of depression Black.



Paint inside of check Black.



Common Fw 190 Upper surface pattern.

Cutting Edge Modelworks products are available from

Meteor

Productions

P.O. Box 3956, Merrifield, VA 22116 USA

☎ 703/971-0500 FAX 703/971-8111

www.meteorprod.com

Write, call, or visit our home page to order our 120+ page catalog of decals, kits, conversions, tools, books, magazines, etc., and we'll send it to you right away!



Notes on Specific Aircraft

All aircraft

- Unfortunately, we could not identify an upper surface camouflage pattern for any of these a/c. A typical scheme is depicted on the back page of the instructions.
- Unfortunately, we cannot confirm the application of the artwork to the opposite side of what is shown on the color instruction page. We believe that the art was only applied to the sides shown.

White 5

- This aircraft is a Fw 190A-6. The A-6 was produced with both the early style wing which had the inner gear doors and center plate (the metal panel directly between the two gear wells) and the late style which had no gear doors and the center plate with the rounded gear openings (like the A-8). Both styles have been identified within this unit, and the photos of this a/c did not show this area, so you should feel free to build your model either way.
- Color Scheme: RLM 74, 75 & 76 with possible RLM 02 mottles along the side.
- REFERENCES: JG 1 Historie De L'aviation No.3 by Eric Mombeek. Avions, 1997.

White 9

- This aircraft is a Fw 190A-6. See note above.
- Color Scheme: RLM 74, 75 & 76 with possible RLM 02 mottles along the side.
- REFERENCES: JG 1 Historie De L'aviation No.3 by Eric Mombeek. Avions, 1997.

White 20

- Color Scheme: RLM 74, 75 & 76 with possible RLM 02 mottles along the side.
- Spinner not visible in photos. Could be Black with White spiral or possibly all White.
- REFERENCES: JG 1 Historie De L'aviation No.3 by Eric Mombeek. Avions, 1997.

Red 13

- Color Scheme: RLM 74, 75 & 76 with possible RLM 02 mottles along the side. Red recognition band on aft fuselage.
- REFERENCES: Flugzeug Dokumentation Ein Bildband der deutschen Luftwaffe 1933-1945. Flugzeug Publikations GmbH, 1991.