

48-796

PRODUCTS

# AeroMaster

The Very Long Range Escorts

**"THE IWO JIMA MUSTANGS"**

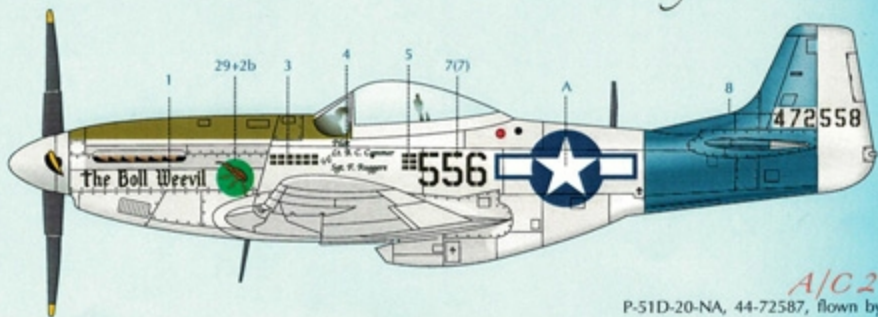
*Fancy Art  
Part 3*



Suggested Kit: Tamiya P-51D Mustang.

**A/C 1**

P-51D-15 (or 20)-NA, 44-72558, flown by Lts. Bennett Commer and Henry Seegers, 458 FS/506 FG., Airfield No. 3, Iwo Jima, summer 1945. **The Boll Weevil** had 12 mission markers under the windshield and 6 more in front of the Tactical number. A Japanese kill marking, the name **A Neat Package** and a beautiful pinup decorated the right side of this colorful a/c. Notice the Black aiming stripes on top of the wing's leading edges and the insignia Blue or Navy Sea Blue empennage (not the control surfaces).

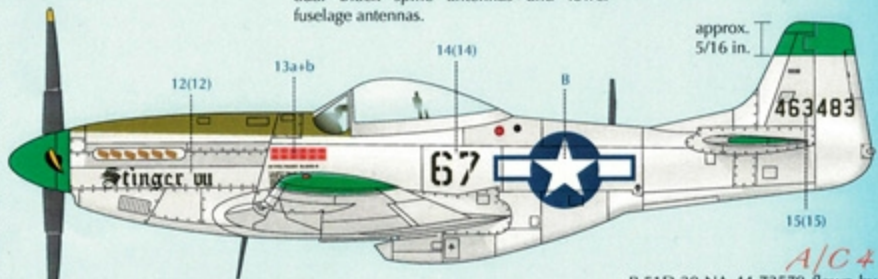


**Note:**

All these a/c had shrouded exhaust stacks, dual Black spine antennas and lower fuselage antennas.

**A/C 3**

P-51D-20-NA 44-63483 flown by Major Robert W. "Todd" Moore, 45th Fighter Squadron, 15th Fighter Group, based at South Field, Iwo Jima, during the summer of 1945. This later version of the 45th Squadron markings consisted of Apple Green spinners and the same color bands on all wing and tail surface tips on a Natural Metal finish. Olive Drab antiglare panel forward of the cockpit. **Stinger VII** was marked on both sides of the nose and twelve victory markings were carried under the cockpit on the left side only. Note the Black twin VHF antennas forward of the dorsal fin. Two-based Mustangs carried the large 165 gallon fuel tanks on their long range escort missions.



In addition, this a/c sports a Luftwaffe-style spiral on its spinner. Twin VHF antenna masts carried. Use extra rabbit ears (Decal #43) when building aircraft with canopy open. The name Delta Queen looks to us Red with Black outline. However, it may well be Yellow/Black, your choice.

The Very Long Range Escorts  
**"THE IWO JIMA MUSTANGS"**

*Fancy Art*

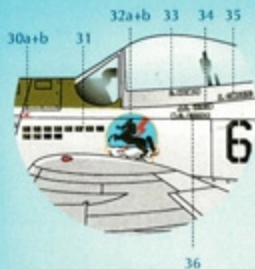
**A/C 2**

P-51D-20-NA, 44-72587, flown by James Bercau and William Ebersole (rank unknown), Airfield No. 3, Iwo Jima, summer of 1945. **HON MISTAKE** probably had the most elaborated and funny nose art of the whole group throughout the whole war. One ground victory marker, seven blank White rectangles over eight escort markers and one Black blank over two sweeps markers with two blanks decorated this a/c left side. Ground crew names, B. Hyman and S. Ginsberg showed under the canopy. A colorful Yellow tail added more color to this beautifully marked aircraft.

**A/C 4**

P-51D-20-NA 44-72579 flown by Captain J.B. Baker, 458th Fighter Squadron, 506th Fighter Group, which arrived at North Field, Iwo Jima in April of 1945. The 506th used different tail colors for each of their squadrons, the 458th having Insignia Blue diagonal stripes on the vertical and horizontal tails of their Natural Metal finished Mustangs. **Delta Queen** had a Bunny Rabbit on the left side and an attractive archer on the right side. Six mission marks were carried indicating one aerial victory, two enemy aircraft destroyed on the ground and three long range escort missions.

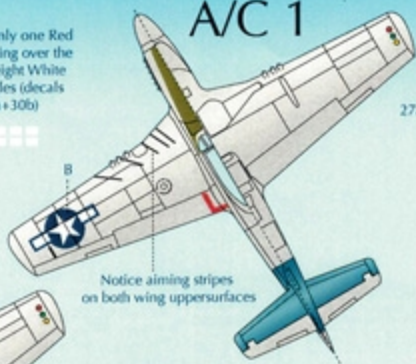




Notice only one Red kill marking over the first of eight White rectangles (decals 30a+30b)



# A/C 1



# A/C 1



# A/C 2



# A/C 4



# A/C 4



# A/C 3

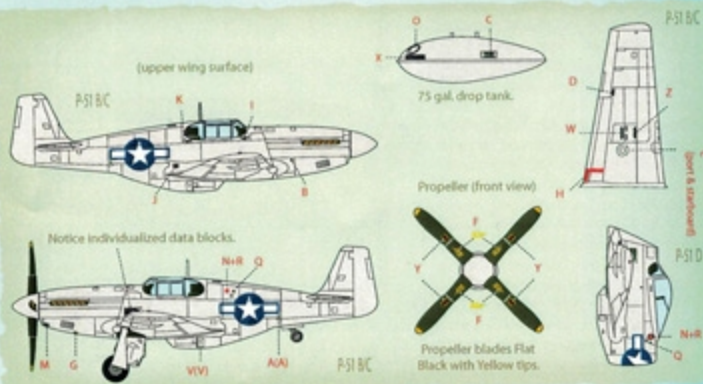


**Suggested Kit:**  
Tamiya P-51D Mustang.

## Interesting Note:

Between April 7 - August 14, 1945, P-51D pilots of the USAAF's 7th Fighter Command - 15th, 21st and 506 Fighter Groups - flew 51 Very Long Range missions from two jima to mainland Japan, including nine that were aborted due to bad weather. Used initially to provide fighter cover for B-29s bombing Tokyo and other Japanese cities, the VLR P-51s enjoyed such success that they soon were called to make low-level attacks against ground targets as well. In the course of those missions, which averaged more than eight hours duration, the VLR pilots scored 234.5 confirmed aerial victories, plus another 219 Japanese aircraft destroyed on the ground.

Carl Molesworth's latest book "Very Long Range P-51 units of the Pacific war", is scheduled for publication by Osprey Publishing in September 2006. This book is recommended as further reading on this interesting, somewhat obscure, but highly important operation to the results of this conflict.



Our very special thanks to Carl Molesworth whose help and inspiration made this decal series possible.

*Thanks Carl!!!*

If you have suggestions for future subject matter, AeroMaster would like to hear from you. Our goal is to provide high quality, well researched decals of unusual and interesting subjects. We value our customers' input, so if you have specific suggestions or photographs of unusual subject matter which you would be willing to share, please contact us.