



Third Group Decals™

PO BOX 98865 • TACOMA WA 98498-0865 • USA

Tel: (253) 475-9505 ~ Fax: (253) 475-1597 ~ Email: tgdecals@aol.com

A THREE GEESE Publishing Company




48-048

1:48
scale

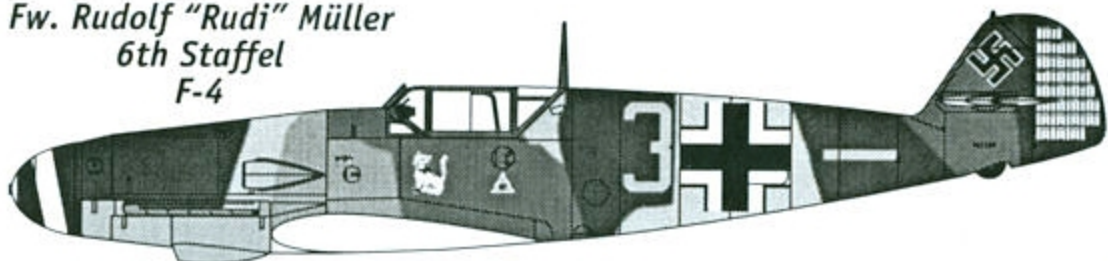
JG 5 Eismeer

Messerschmitt Bf 109F-4/G-6

Hptm. Horst Carganico
II Gruppenkommandeur
G-6



Fw. Rudolf "Rudi" Müller
6th Staffel
F-4




Lt. Heinrich Ehrler
6th Staffel
F-4



Oblt. Hans Schneider
10th Staffel
G-6

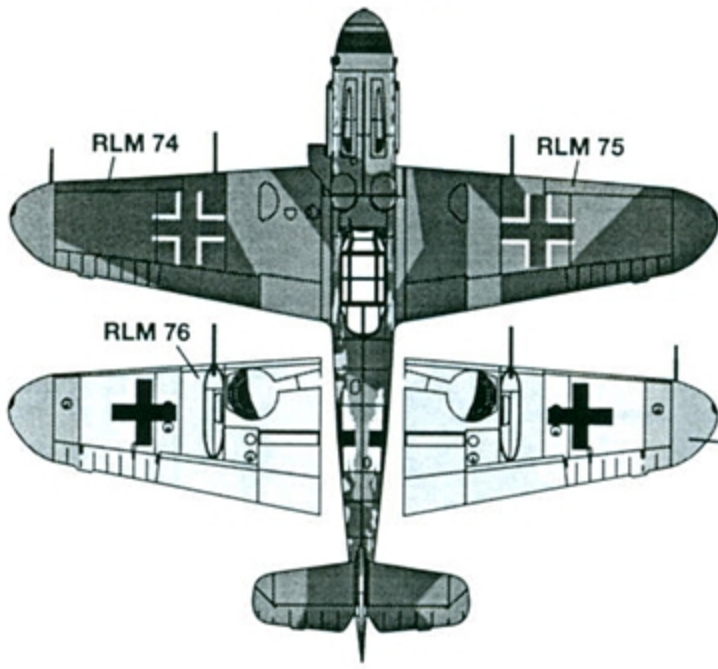


Fw. Heinrich Bartels
8th Staffel
F-4

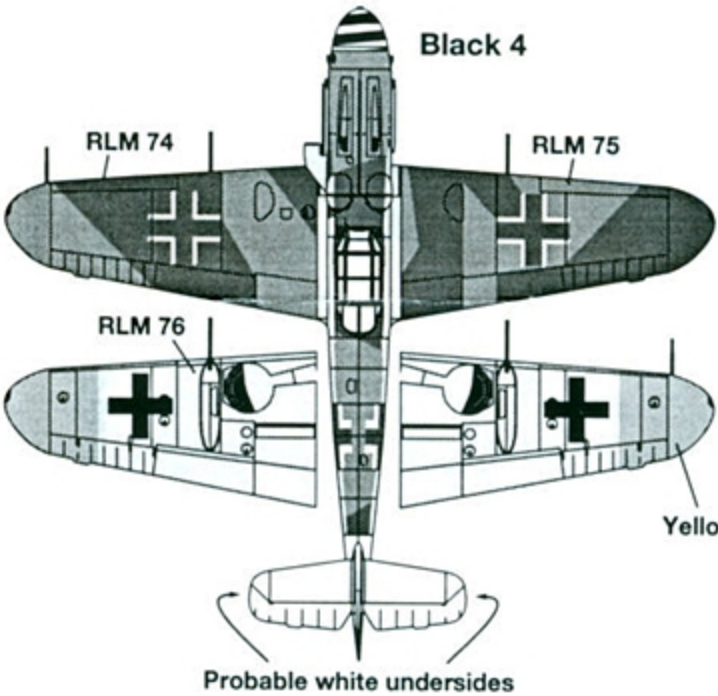
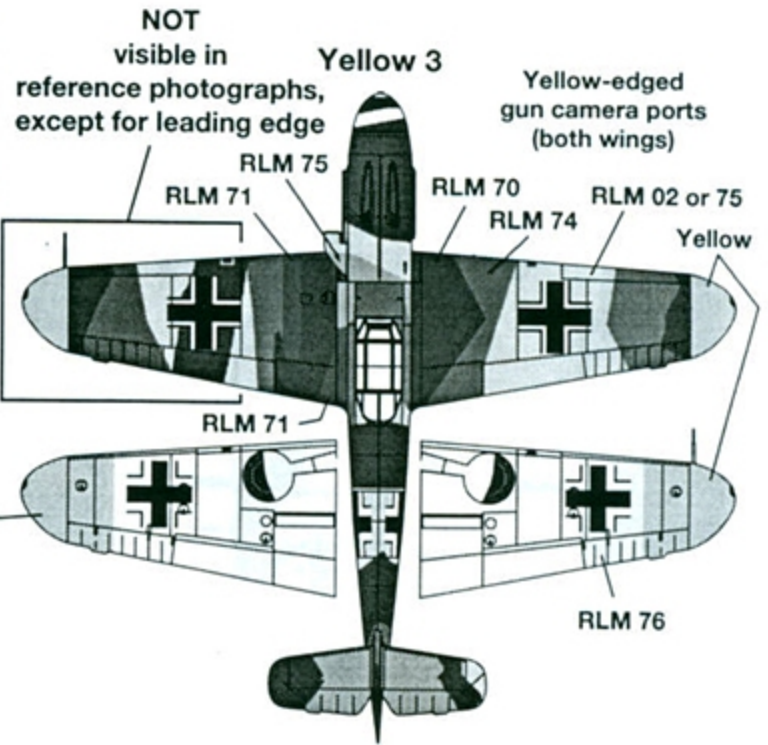


For scale drawings, enlarge by 250%

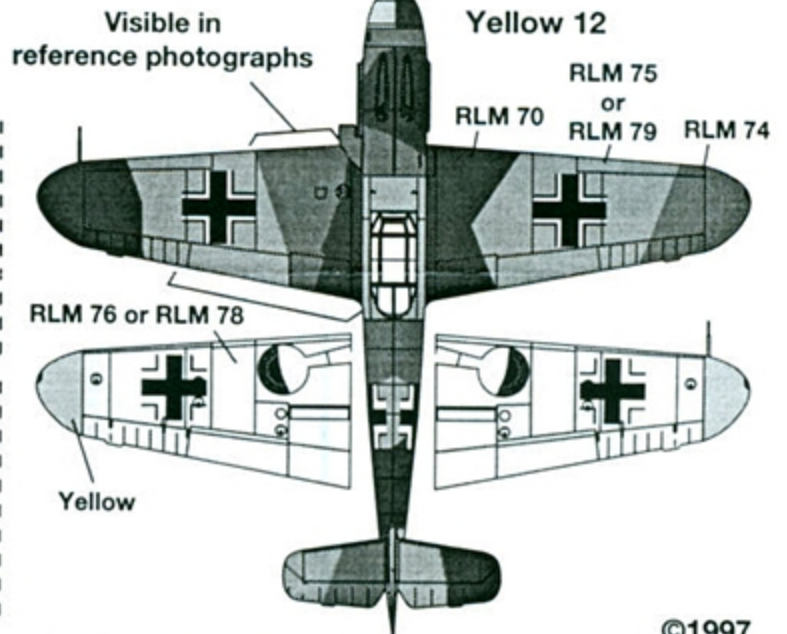

Mickey Mouse



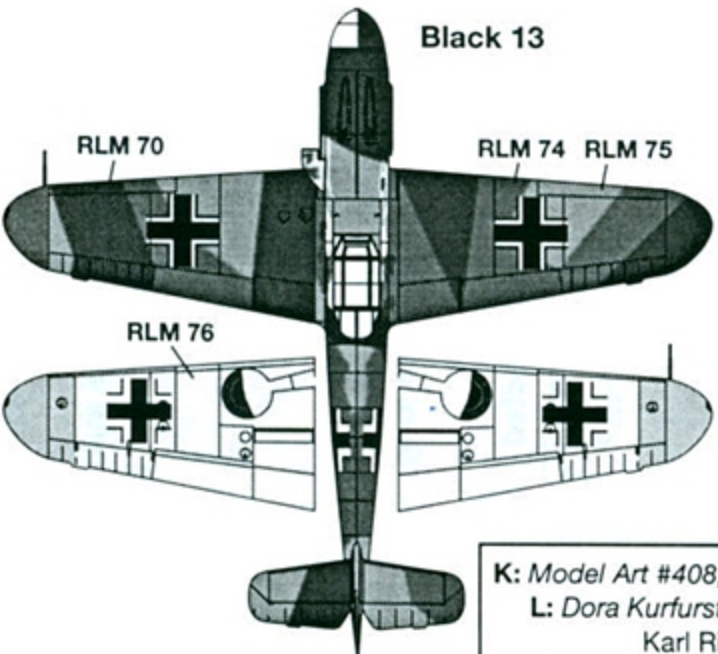

Upper surface patterns are conjectural except where otherwise noted.



Fuselage cross fill templates



Upper wing cross fill templates



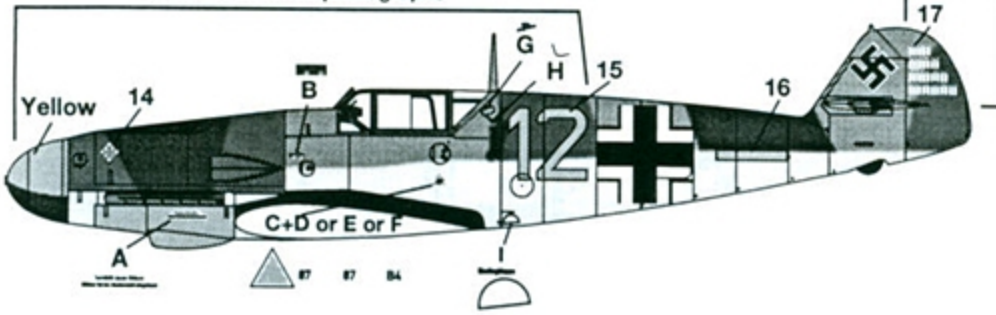
K: Model Art #408, Messerschmitt Bf 109F
L: Dora Kurfurst Und Rote 13, Vol. 1:
 Karl Ries, Jr, 1966
M: Aircraft Of The Luftwaffe Fighter Aces I:
 Bernd Barbas, 1995 (white jacket)

REFERENCES

- A:** Photo-Collection Luftwaffe-Embleme 1935-1945:
Karl Ries, 1976
- B:** Markings And Camouflage Systems Of Luftwaffe Aircraft In World War II, Vol. 2:
Karl Ries, Jr, 1967
- C:** Augsburg Eagle, The Messerschmitt Bf 109:
William Green, 1980
- D:** German Fighters Over Russia:
Bryan Philpott, 1980
- E:** Illustrated Warplane History #3,
Luftwaffe Aces In WWII:
Green Arrow
- F:** Luftwaffen pohjoinen sivusta.
Saksan ilmavoimat Suomessa ja Pohjois-Norjassa 1941-1944:
Hannu Valtonen, 1997
- G:** Koku-Fan Illustrated #49
- H:** Air Fan #105
- I:** Air Foil #4
- J:** Markings And Camouflage Systems Of Luftwaffe Aircraft In World War II, Vol. 3:
Karl Ries, Jr, 1967

For scale drawings, enlarge by 167%

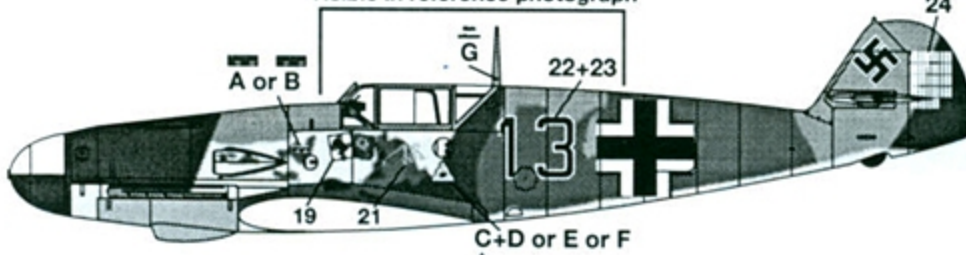
Visible in reference photographs



Visible in reference photograph



Visible in reference photograph



Lt. Heinrich Ehrler
6th Staffel – Bf 109F-4 – July, 1942 – Petasamo, Finland

Equipment: Supplementary windscreen armor. Unknown if compressor fairing external tail stiffeners were fitted, and style of main wheel wells. Probable faired right windscreen quarter-panel with signal flare port. No centerline rack. **Camouflage:** RLM 70/74/75/76 with one-third yellow RLM 70 spinner. Probable yellow lower wingtips. RLM 74 canopy and supplementary windscreen armor. RLM 74/75 windscreen and rear canopy. The patch of RLM 74 behind the Yellow 12 was actually brushed RLM 70/74. Should you wish to accurately replicate it, view Reference L. The mid-fuselage demarcation may lead one to believe that this was a desert '109 that found its way to JG 5. If so, what we list as RLM 75 would be RLM 79, and RLM 76 would be RLM 78. You are encouraged to review the listed references to make your own determination. Reference L is much better than Reference K (though more difficult to obtain) as the upper left wingroot is not in shadow. Left profile based partially on photographs. **Markings:** The horizontal bar (16) denoting II Gruppe is not visible in reference photographs, but we provided them any way just in case they were applied. Note that the style of '2' in Yellow 12 is different from that of Ehrler's Bf 109Gs. Unknown style of swastika; 350mm white bordered provided. There are 32 kills on the rudder (1 British and 31 Russian). **Stencils:** Manufacturer's data plate (B) was not overpainted. Right half of stencil H was overpainted or had worn off. Frame station number 2 (but not 3 and 4) visible in Reference L (frame station numbers 1, 2, 5, 6, 7, 8, 9 provided). **References:** K - 155; L - 71.

Oblt. Hans Schneider
10th Staffel – Bf 109G-6 – October, 1944 – Kaamanen, Finland
(Reference M states Gossen airfield, Norway)

Equipment: DF Loop antenna, short antenna mast, and an unknown type of armored headrest (Galland-Panzer depicted). No FuG 25a antenna. Unknown if underwing 20mm cannons and/or centerline rack fitted. **Camouflage:** RLM 74/75/76 with white-spiraled black spinner, white tail, probable yellow lower wingtips and possible lower engine cowling. Left profile based partially on photographs; right profile is conjectural. **Markings:** In-Staffel number (26+27) partially overlaps the base of the fuel octane triangle. Fuselage crosses have RLM 74 fill. In the reference photograph, forward fuselage sans spinner is covered by a tarpaulin. As the aircraft is also in the background, it is impossible to determine the number of kills on the rudder. Our guess is seven. **Stencils:** The only known stencil is the fuel octane triangle, though Black 4 undoubtedly had others. There was not a first aid cross on or within the left fuselage cross. **Reference:** M - 68.

Fw. Heinrich Bartels
8th Staffel – Bf 109F-4

Equipment: Supplementary windscreen armor. Unknown if compressor fairing, centerline rack, and external tail stiffeners were fitted, and style of main wheel wells. Probable faired right windscreen quarter-panel with signal flare port. **Camouflage:** RLM 70/74/75/76 with white-quartered RLM 70 spinner with RLM 70 spinner backplate. Probable yellow lower wingtips. RLM 74 canopy and supplementary windscreen armor. RLM 74/75 windscreen and rear canopy. Left profile based partially on photographs. It is very difficult to call the colors of this aircraft based on the one listed reference, and you are encouraged to review such and make your own determination. It is possible that this aircraft was passed down from JG 54 (JG 5 received quite a few aircraft from JG 54) and thus one of the camouflage colors may have been brown. **Markings:** It was common at the time for III/JG 5 *Eismeer* aircraft not to have a Gruppe bar aft of the fuselage cross. The combined III Gruppe and 8th Staffel badges (19, 20) have also been provided in separated form (A-H). Note that the fuselage cross is slightly forward of the usual position. Unknown style of swastika; 350mm white bordered provided. When Bartels transferred out of JG 5 he had forty-seven kills, though at the time the reference photograph was taken he probably had thirty to thirty-five. Whether these were applied or what their style was, we have no idea. You can use the provided kills, modify them, come up with your own, or go with a kill-less rudder. **Stencils:** Manufacturer's data plate (A, B) may have been overpainted. **Reference:** M - 70.

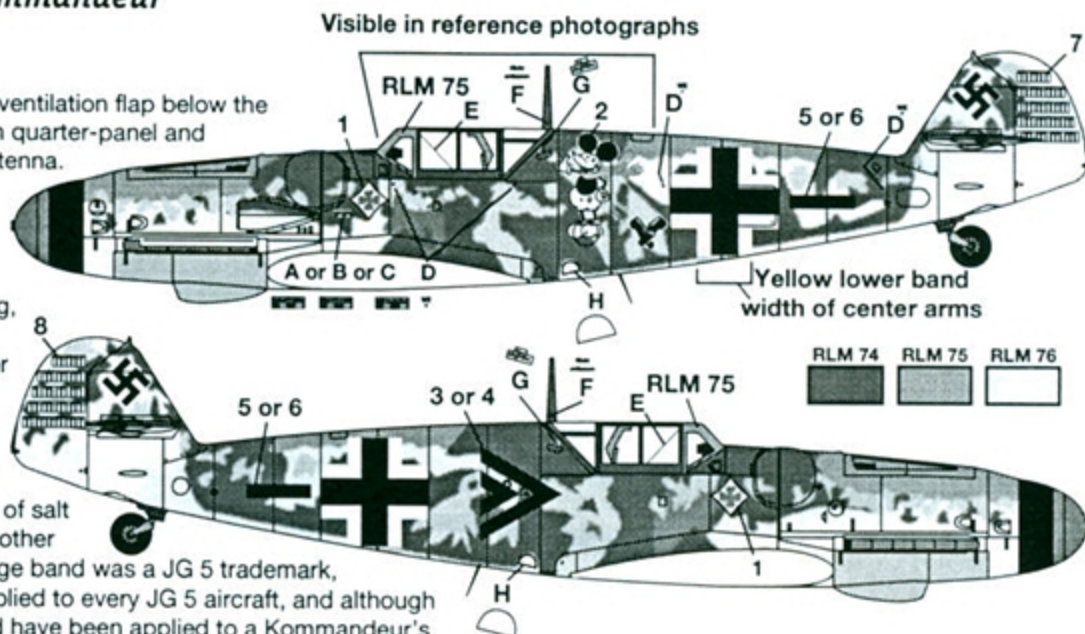
Third Group Decals – 48-048 – JG 5 Eismeer – Messerschmitt Bf 109F-4/G-6

For scale drawings, enlarge by 150%

Hptm. Horst Carganico – II Gruppenkommandeur Bf 109G-6 – Late 1943

Equipment: Light-colored Galland-Panzer headrest, cockpit ventilation flap below the canopy (probably on both sides), air intake on left windscreen quarter-panel and probably the right as well, tall antenna mast, and FuG 25a antenna. No umbrella clips (below the left windscreen) nor DF Loop antenna. Unknown if centerline rack, and underwing 20mm cannons were fitted.

Camouflage: RLM 74/75/76 with RLM 75 windscreen framing, heavy RLM 74 fuselage overspray with RLM 02 mottling, yellow lower engine cowling, wingtips, and band below center of fuselage cross. Published illustrations (USA and Japan) favor a green-tipped black spinner. Although we have never seen a photo of the spinner, it should be noted that some JG 5 aircraft had spinner spirals before 1944. American and Japanese published illustrations should be taken with a grain of salt as the known camouflage is entirely different, not to mention other points as noted in Markings. Narrow, yellow underside fuselage band was a JG 5 trademark, a somewhat 'official' unofficial marking, though it was not applied to every JG 5 aircraft, and although not visible in reference photographs, one would think it would have been applied to a Kommandeur's aircraft. Left profile based partially on photographs; right profile is conjectural.



Markings: Common color illustrations depict Mickey's tongue and shorts as red but reference photographs clearly show them being a very light color. Actually, all of Mickey's light areas were outlined in white and then black. His black nose, arms, and legs were edged in white. (This aircraft was repainted in early 1944 with a different style Mickey Mouse, and even then it did not have a red tongue and shorts.) Large and small Gruppe badges (1) are provided. Illustrations prefer the small ones, though the 1944 aircraft had large ones. Dates below the shoestrings (22-23 July and 12-13 August, 1942) are those when Hptm. Carganico was shot down and walked back to friendly lines. Placement and style of the Kommandeur chevron (3, 4) is conjectural as we could not locate a photograph of the right side. Whereas other decal companies have opted for nothing on the right side, which to us seems highly unlikely, we presume there was a chevron on both sides of the fuselage with the left one being overpainted prior to the application of Mickey Mouse. Two lengths of Gruppe bar are provided: our guess is the short one (5); the long one (6) is commonly depicted in illustrations. Rudder kills (7, 8) are optional, and total conjecture on our part as there are no known photos that clearly show the rudder. Kill style is similar to that of other II Gruppe aircraft. One-piece kills are Russian. British kills are provided in groups of 1 thru 4 and may be overlaid.

Stencils: Known stencils are depicted, though undoubtedly there were more. Fuel octane triangle and the right half of left side stencil G were overpainted. Manufacturer's data plate (A, B, C) as well as the second, third and fourth datum marks (D) may have been overpainted. Dive lines (E) are a shade long and should be trimmed.

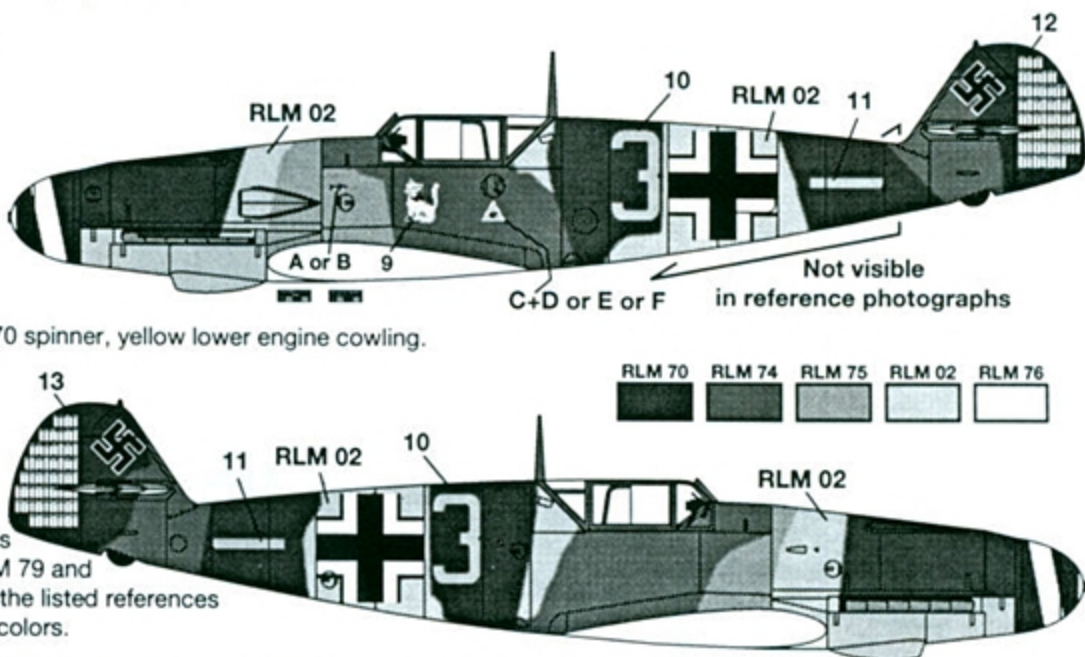
References: A - 77; B - 34; C - 106; D - 43; E - 194, F - unknown page number.

Fw. Rudolf "Rudi" Müller – 6th Staffel Bf 109F-4 Late 1942 – Petasamo, Finland

Equipment: Supplementary windscreen armor. Unknown if external compressor fairing and tail stiffeners were fitted. Round main wheel wells. Probable faired right windscreen quarter-panel with signal flare port. No centerline rack.

Camouflage: RLM 02/70/74/75/76 with white-spiraled RLM 70 spinner, yellow lower engine cowling.

Aircraft does not appear to have a yellow fuselage band. Upper wingtips appear white in reference photographs, though this may be due to excessive contrast; odds are both sides of the wingtips were yellow. Width of yellow lower wingtips is unknown. Light-colored (yellow?) gun camera ports on both wing leading edges. Left profile based partially on photographs. If this aircraft was a desert '109 that found its way north, what we list as RLM 02 and RLM 76 would be RLM 79 and RLM 78, respectively. We strongly recommend that you view the listed references and make your own determination regarding the camouflage colors.



Markings: Rudi's cat (9) has something under its front left paw and something to the side (facing you) of its front right paw. The subjects and colors are unknown as the reference photographs are a little grainy. What we have provided is our interpretation. In-Staffel number (10) has a red outline, not black like Fw. Müller's '109G-2. The II Gruppe bar (11) is not visible in reference photographs, but we provided them anyway just in case they are applied. Keep in mind that there are photographs of 6th Staffel aircraft with and without Gruppe bars. Swastikas may have had a black outline, though if so, it is imperceptible in reference photographs due to the RLM 70 background. Our guess is white bordered. Note that the swastikas are 350mm, not 300mm. Rudder photos show 68, 81, and 82 kills. We have provided 82 kills, which allows you to backdate to the number of your choosing by removing kills beginning at the bottom right (left side) and bottom left (right side). Extra individual kills are provided in case you disagree with our chronology.

Stencils: The only stencil that is readily visible is the fuel octane triangle, whose style of inscription is unknown.

References: G, H & I - unknown page numbers; J - 32

Drawings based on Hasegawa's Bf 109F-4/G-6
(J11 and JT47)

Decals designed for same, though they may be suitable for others
Below are some modifications you may wish perform

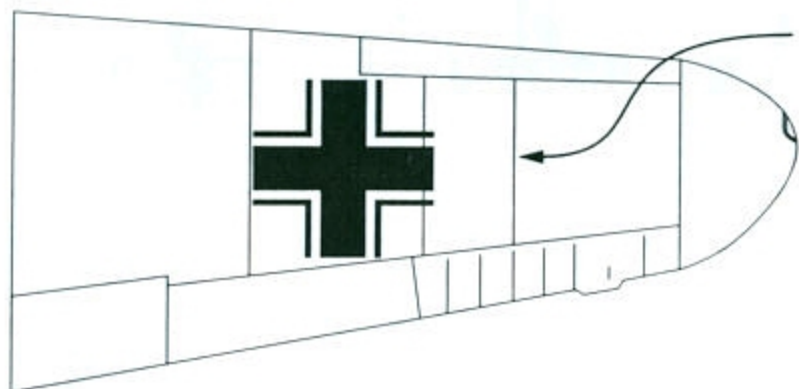
F-4

Windscreen left wing window is missing and
roofplate upper section is too long

As it comes



Corrected



Scribe a panel line
(both upper wings)
in line with the
third aileron rib
counting outward

Future Releases

Fw 190A-4/6 – Gruppenstab & 1./JG 1

Fw 190A-4/5 – II (Tatzelwurm)/JG 1

Fw 190A-3/4/6/7 – 9./JG 1 & 3./JG 11

Fw 190A-6/7 – I & II/JG 1 "Oesau" – 1944

©1997