

EAGLE STRIKE



productions

48140

# Flying Daggers



# Flying Daggers

Part I



Suggested Kit: Revell/Monogram  
F102A Delta Dagger.





# Flying Daggers

Part I

Case XX wing on this A/C.




Red strip decals are provided for turbine warning stripes (both aircraft)

**Note to modellers:**

We must make you aware that the upper left elevon on the Revell/Monogram F-102 is shorter than the other 3 sides. The stripes are measured for the 3 identical sides. Our suggestion is that you trim, fill and re-engrave that elevon to match the other 3 sides and the decals.

Happy Modelling!



**Aircraft 1** - F-102A of 64th Fighter Interceptor Squadron, 25th Air Division, USAF. Paine Field, Washington, 1961.

**Aircraft 2** - F-102A of 460th Fighter Interceptor Squadron, USAF. Portland, Oregon, 1958-1966.



**Recommended Kits:**

- Revell/Monogram F102A Delta Dagger.

**References:**

- Photos supplied by our friend Jerry Geer.

*Our Thanks to him!!*



Catch us on the net!  
[www.EagleStrikeProductions.com](http://www.EagleStrikeProductions.com)