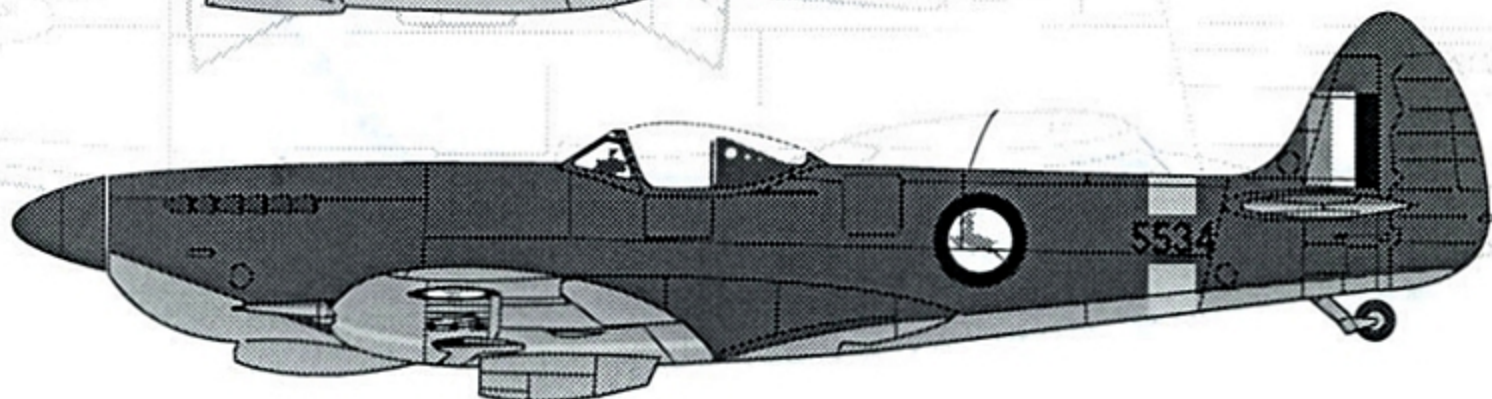








K4/6: SAAF/SALM: Korea Sabre, Mustang 2  
sqn. Harvard CFS. Mosquito Mk.XVI 60 Sqn.  
Spitfire CFS.

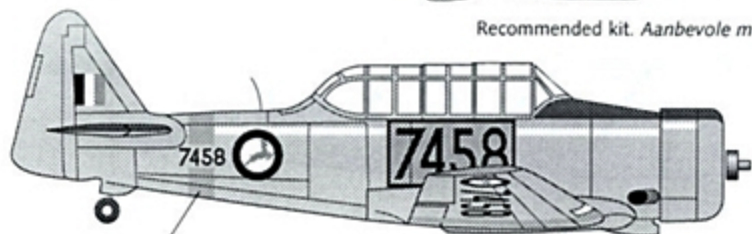




North American Harvard  
Mk.III. 7458. CFS Dunnottar.  
Natural Metal. *Natuurlik  
metaal.*



Recommended kit. *Aanbevole modelle:* Occidental Replicas , Monogram

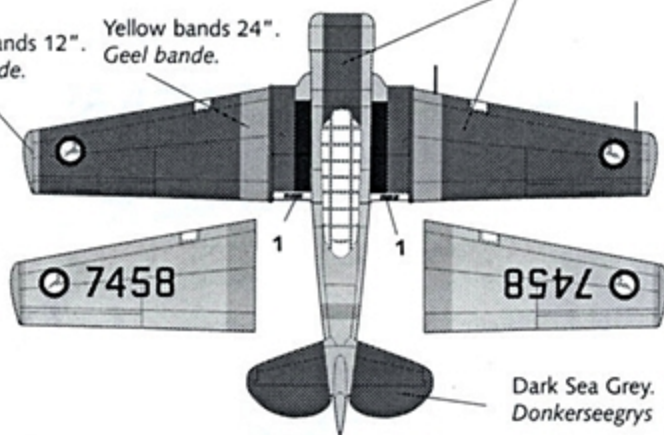


Dark Sea Grey.  
*Donkerseegrys*  
FS36118

Yellow bands 12".  
*Geel bande.* FS33538


Yellow bands 12".  
*Geel bande.*

Yellow bands 24".  
*Geel bande.*



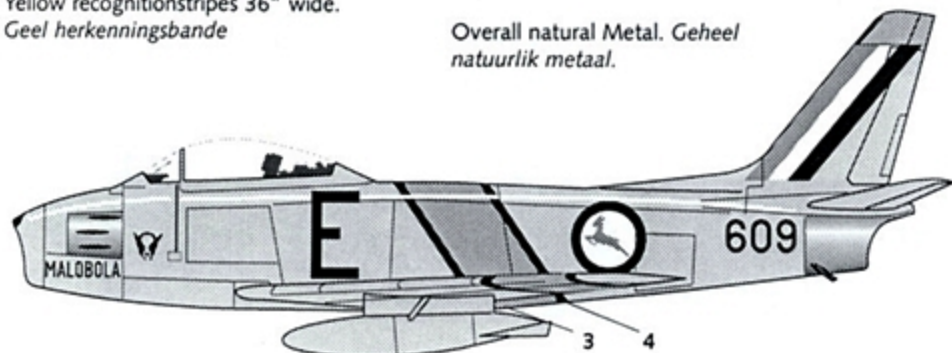
Dark Sea Grey.  
*Donkerseegrys*

North American F86F-30NA  
Sabre. 609. 'Malobola' 2 Sqn.  
'Flying Cheetah's' part of 18th  
FBW USAF Kimpo Korea 1953.  
*2e Eskader onderdeel van 18th  
FBW USAF.*



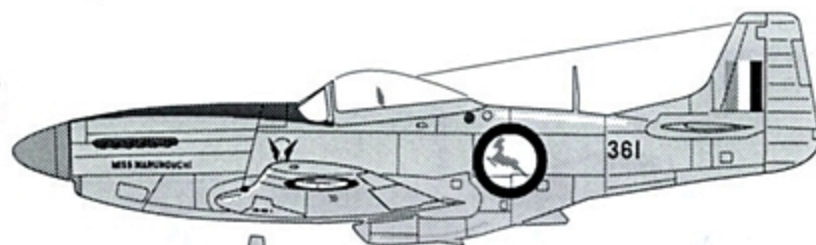
Yellow recognitionstripes 36" wide.  
*Geel herkenningsbande*

Overall natural Metal. *Geheel  
natuurlik metaal.*

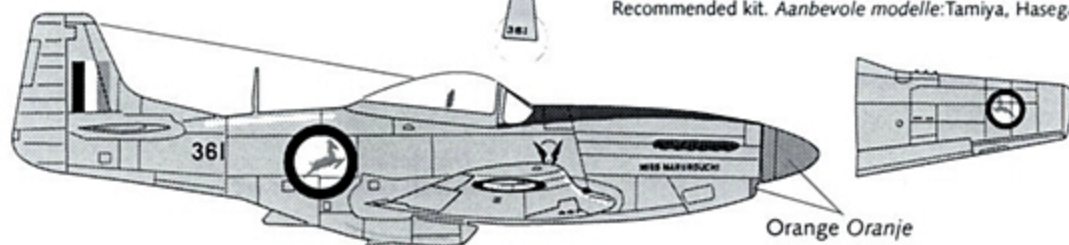


Recommended kit. *Aanbevole modelle:* Hasegawa, Minicraft. Cutting Edge and ED Models slat's conversion sets.

North American F-51D.  
361. 'Miss Marouchi'.  
2 Sqn. 'Flying Cheetah's'  
part of 18th FBW USAF  
Kimpo Korea. 1951.  
*2e Eskader onderdeel  
van 18th FBW USAF.*




Recommended kit. *Aanbevole modelle:* Tamiya, Hasegawa



Orange  
*Oranje*


Supermarine Spitfire  
Mk.IXe. 5534. CFS 1950.

Dark Sea Grey. *Donkerseegrys*  
FS36118



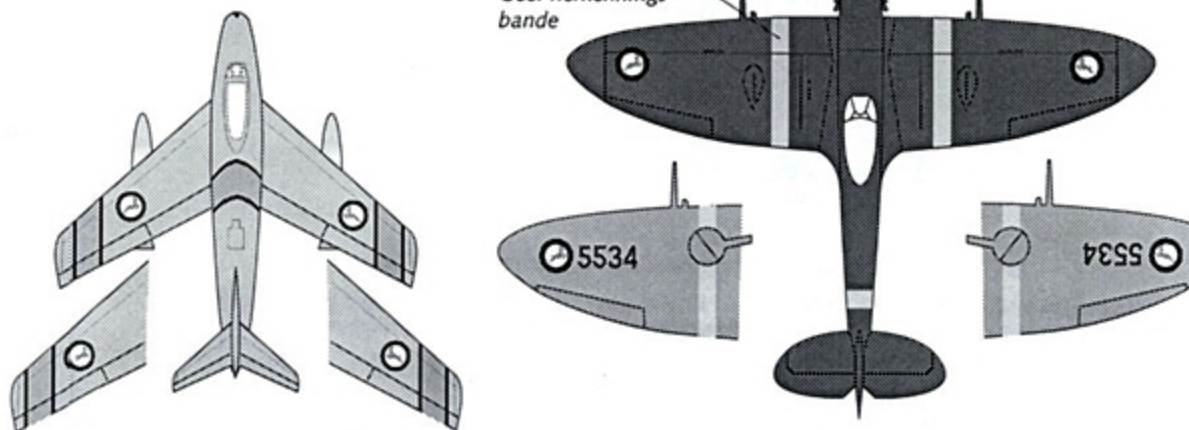
Yellow recognition-  
stripes 12".  
*Geel herkennings-  
bande* FS33538

Recommended kit. *Aanbevole modelle:*  
Occidental Replicas, Otarii (Airfix) with  
Aeroclub conversion set.



Light Sea Grey  
*Lichtseegrys* FS36270


Yellow recognition-  
stripes 12".  
*Geel herkennings-  
bande*



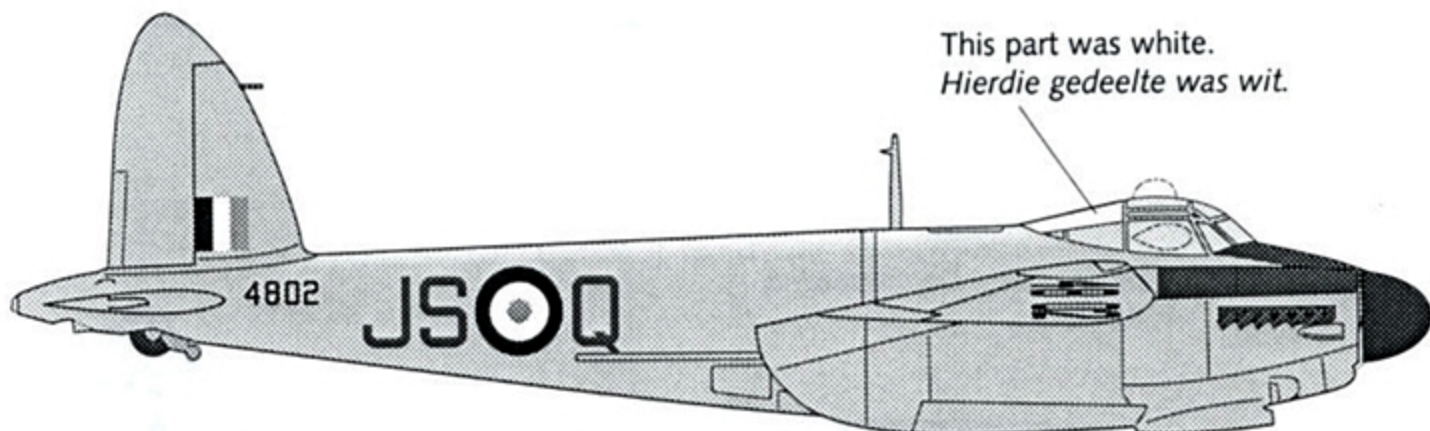


DH 98 Mosquito PRXVI. 4802.  
60 Sqn. 60e Eskader.

Overall High Speed Silver finish.  
Silver geverf.

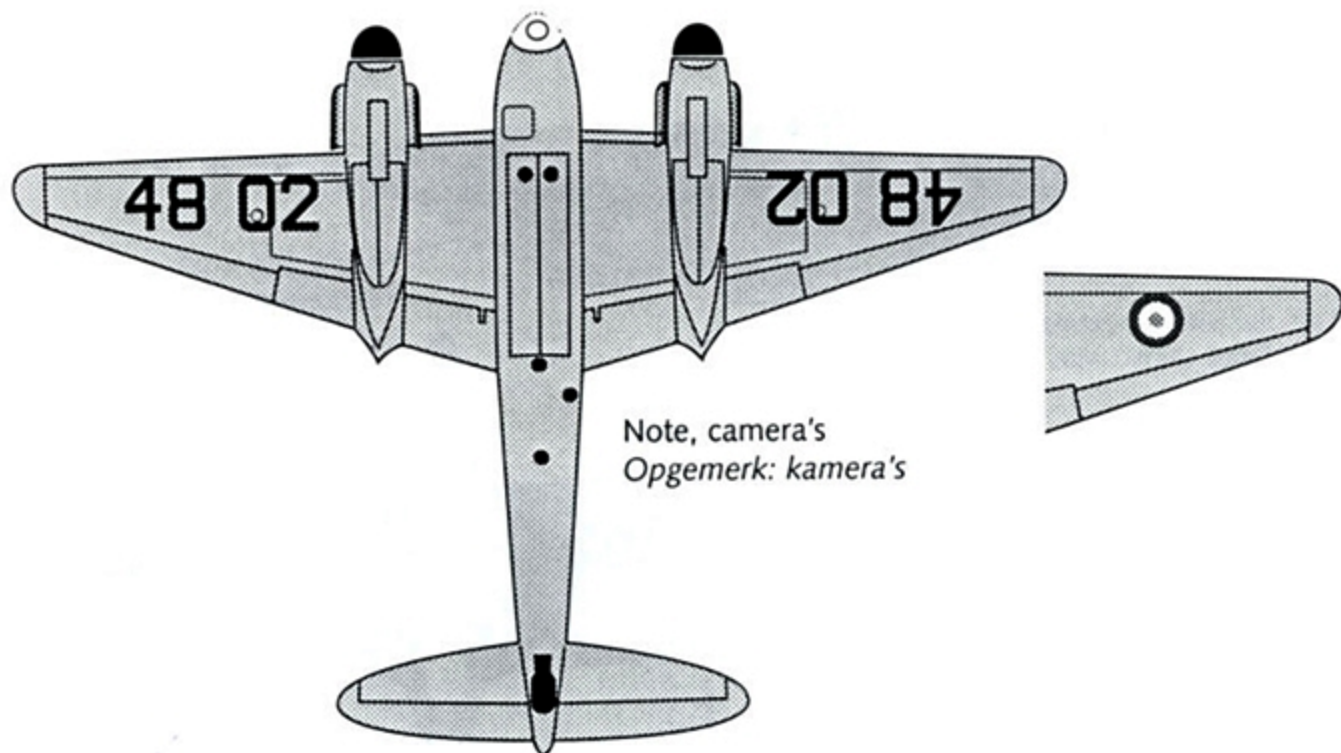


Black spinner. Swart propellerdop.



Recommended kit. Aanbevole modelle: Tamiya or Airfix  
with Paragon conversion set.

Olive Drab anti-glare panels  
on engines and front nose.  
Anti-spieel panele: olyfgroen



Special thanks to Erwin J.W. Stam. *Spesiale dank aan Erwin J.W. Stam.*

Note. decals are very thin. Put them in lukewarm water for only a few seconds. Always apply on a glossy surface.  
Opgemerck, hierdie decals is baie dun. Sit in lou water vir'n paar sekondes. Sit altyd op'n glansensde oppervlak.

DUTCH DECAL KERKSTRAAT 2 2471 AP ZWAMMERDAM  
THE NETHERLANDS. TEL.FAX (0031) 0172 615372

[www.dutchdecal.nl](http://www.dutchdecal.nl) email: [info@dutchdecal.demon.nl](mailto:info@dutchdecal.demon.nl)

KitsAtWar© 2000