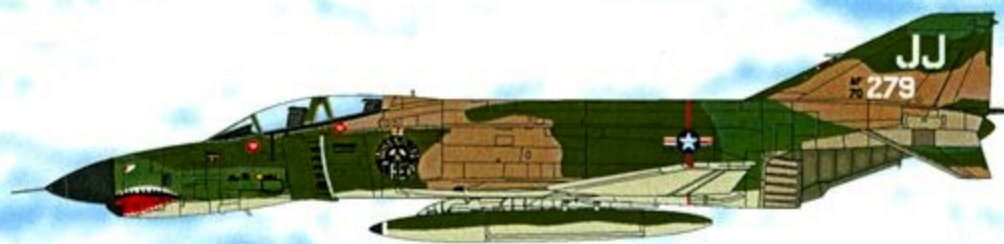


# AeroMaster™

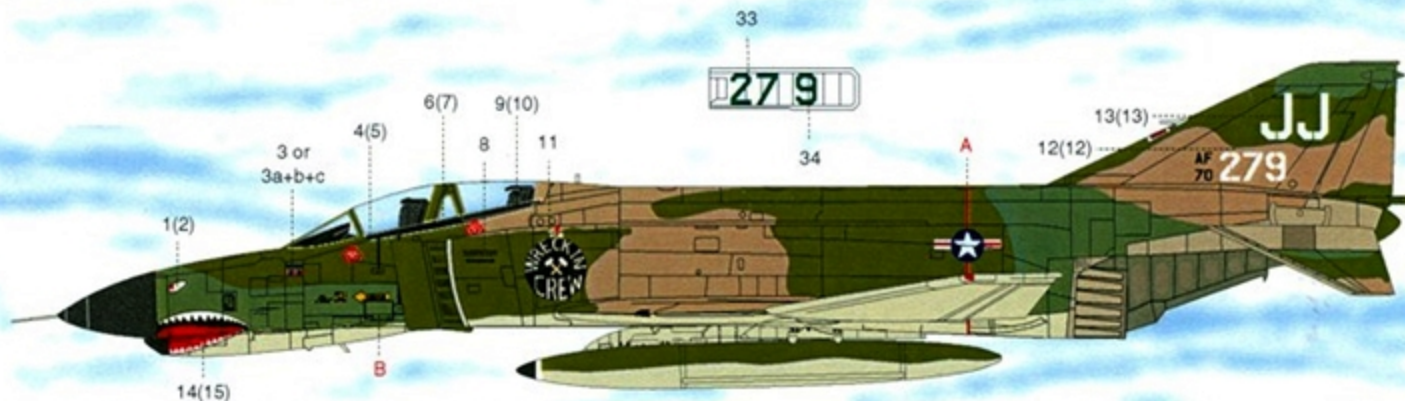
PRODUCTS

## Air War Over Vietnam Pt X

### Korat Phantoms 3

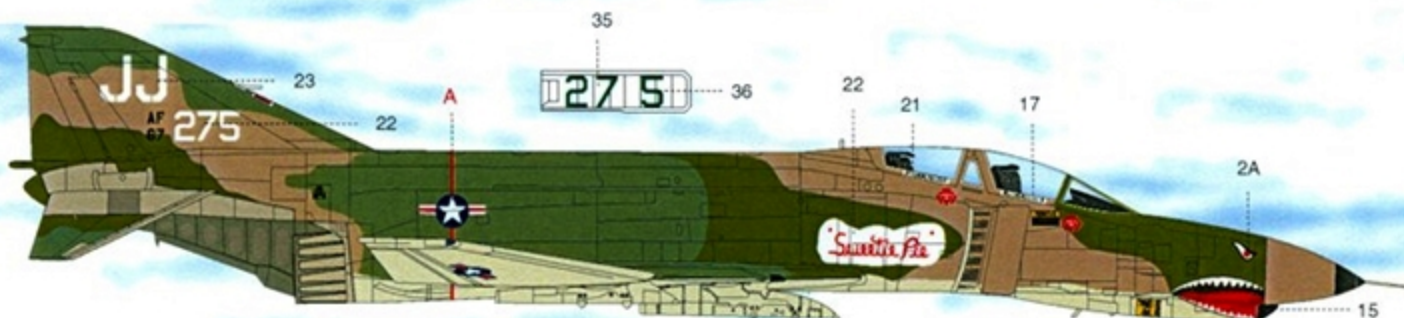



Suggested Kit: Hasegawa F-4E / AMT-ESCI F4E-G

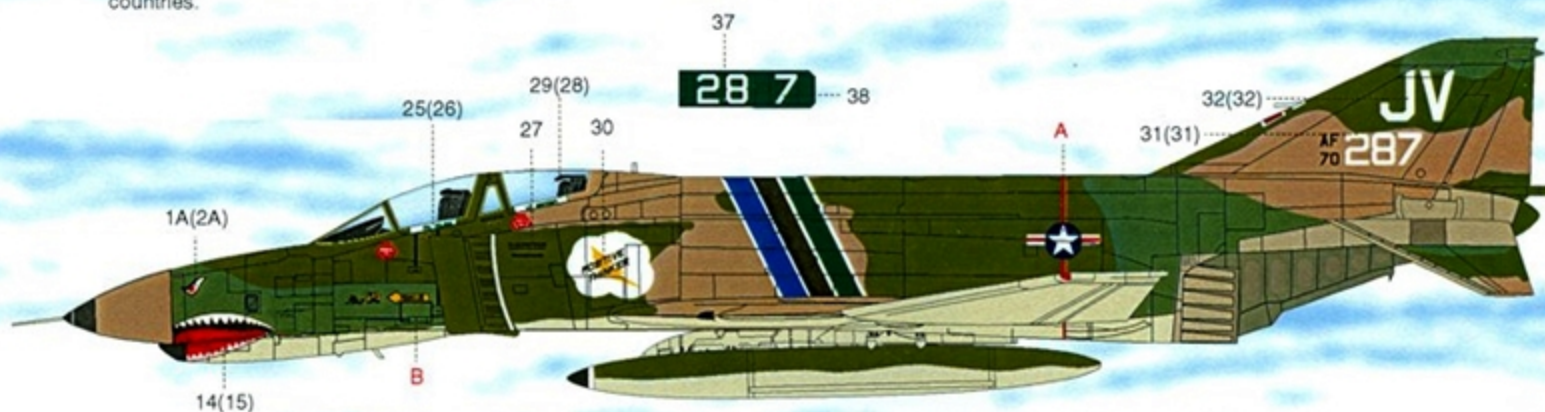


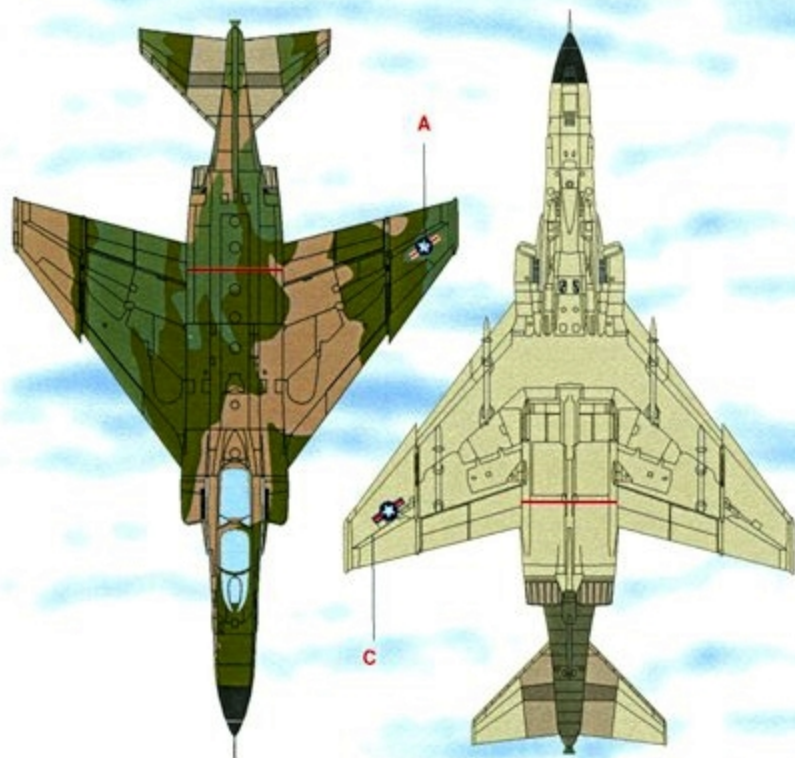
**NOTE:** Borderless national insignia were applied to all upper surfaces at the factory. These were replaced with bordered insignia when the aircraft was later repainted.

F-4 Stencils are available from us in  
AMD 148-018



STAY informed of every new AeroMaster release, and the latest industry gossip with the AMD Newsletter. The Newsletter is an almost monthly publication with articles by Terence Marriott and others. Issued at about the same time as our new items, it contains B/W versions of our most recently released decal instructions, updated listing and pricing of our existing line, and lots of special offers on other manufacturers goods, like Hi-Tech, KMC, Moskit, MDC etc. Join the hundreds of well informed modellers that subscribe to the AMD Newsletter. 12 issues are \$7 in the US, \$10 for Canada/Mexico & \$13 for all other foreign countries.





#### Suggested Kits:

Hasegawa F-4E  
AMT/ESCI F4 E/G

#### References:

1. F-4 Phantom II Pt 2, In Detail & Scale Vol. 7, by B. Kinzey, 1982
2. F-4 Phantom II in Action (#65), by L. Davis, 1984
3. USAF Phantoms in Combat, by L. Drendel, 1987
4. McDonnell F-4E Phantom II, by T. McGovern, Aerofax Minigraph #20, 1987
4. McDonnell F-4 Phantom: Spirit in the Skies, Aerospace, 1992
5. Planes, Names and Dames Vol III, by L. Davis, 1995

#### Kit Modification For Early F-4E:

1. Short Gun Gas Diffuser (Aircraft 1, 2, 4)
2. No Wing Slats
3. No Formation Light Panels
4. No Triangular Braces on Upper Horizontal Tails

F-4E-35-MC Phantom 67-279 *The Wreckin' Crew* was crewed by Major Don Parkhurst (Pilot) and Lt "Black" Barton (WSO), of the 34th Tactical Fighter Squadron, 388th Tactical Fighter Wing, 13th Air Force from Korat AB, Thailand in April, 1970. Standard USAF SEA camouflage of Tan 30219, Green 34102, and Dark Green 34079 with Light Gray 36622 undersides. Reduced size national insignia were applied in four positions. Wing tanks were painted Dark Green 34079 over Light Gray 36622. *The Wreckin' Crew* was applied to the left side only; aircrew and ground crew names were painted on both side canopy frames in White on a Black field. A Presidential Unit Citation and AF Outstanding Unit Award (with two Oak Leaf Clusters) ribbons were displayed on the left nose. A full Red turbine warning stripe and the last 3 numbers in Green on the White interior nose bay door were carried. Apply Decal #3A before Decal #3B before Decal #3C.

F-4E-35-MC Phantom 67-275, *Sweetie Pie*, as flown by Major Lem Jones (Pilot) and Captain Duane Tway (WSO) of the 34th TFS, 388th TFW. Based at Korat in July of 1969. Standard SEA camouflage. The Tan radome body is darker than the camouflage Tan. *Sweetie Pie* was carried on both sides of the fuselage but the girlie art appeared on the left inlet ramp only. Aircrew and ground crew names were painted respectively on the left and right side canopy frames in White on a squadron color (Black) field. Borderless 15" national insignia on all upper surfaces were common on early F-4Es. The last 3 numbers of the serial number were applied in Green on the White-painted nose bay door interior. A full Red turbine warning stripe was carried. The right side camouflage pattern is typical for F-4E Phantoms at the time.

F-4E-35-MC Phantom 67-287, *Positive Thinker*, flown by the 388th TFW Commander, Colonel M. Nelson (Pilot), and Lt M. Sovitsky (WSO) at Korat in September of 1969. *Positive Thinker* was assigned to the 469th TFS for maintenance and carried its JV code. Standard SEA camouflage with air and ground crew names carried on the left and right side canopy frames in White on a squadron color (Green) field. Command stripes in the colors of the 388th's squadrons were applied to the center fuselage. Note the early two-tone radome, the full Red turbine warning stripe and the borderless national insignia. The last 3 numbers were applied in White on the Green nose bay door interior. Fuselage band is longer than it needs to be to allow the use of both F4 kits. Please trim to fit at the wing/fuselage joint.

AeroMaster Warbird Colors		Acrylics	
1001	Gloss Clear	1014	Red
1002	Semi-Gls Clr	1015	Blue
1003	Flat Clear	1016	Green
1004	Tire Black	1059	Tan
1011	Yellow	1060	Dk. Green
1012	White	1061	Med. Green
1013	Black	1062	Lt. Gray

AeroMaster Warbird Colors		Enamels	
9001	Black	9010	Tire Black
9002	White	9011	Glaze
9003	Yellow	9012	Flat Clear
9004	Blue	9013	Semi-Gls Clr
9005	Red	9014	Gloss Clear

Stencils for F4C-E in 1/48 are available from AMD, item 148-018.