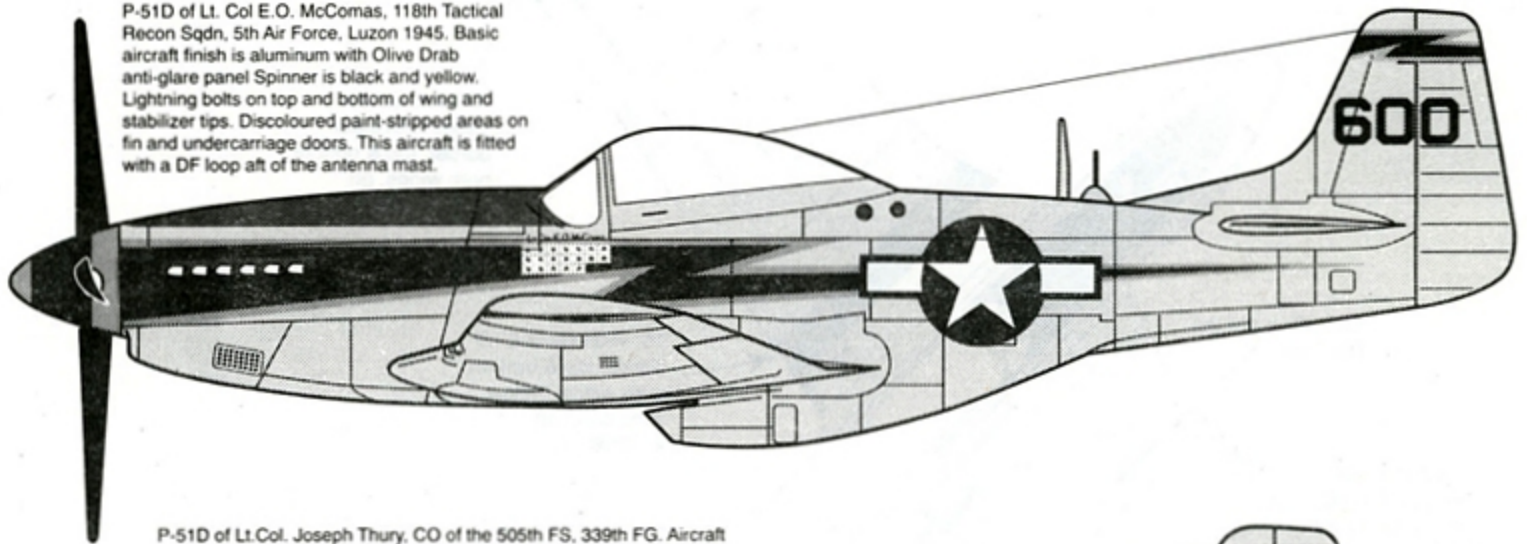


# North American P-51D

MINISTRY of SMALL AIRCRAFT PRODUCTION

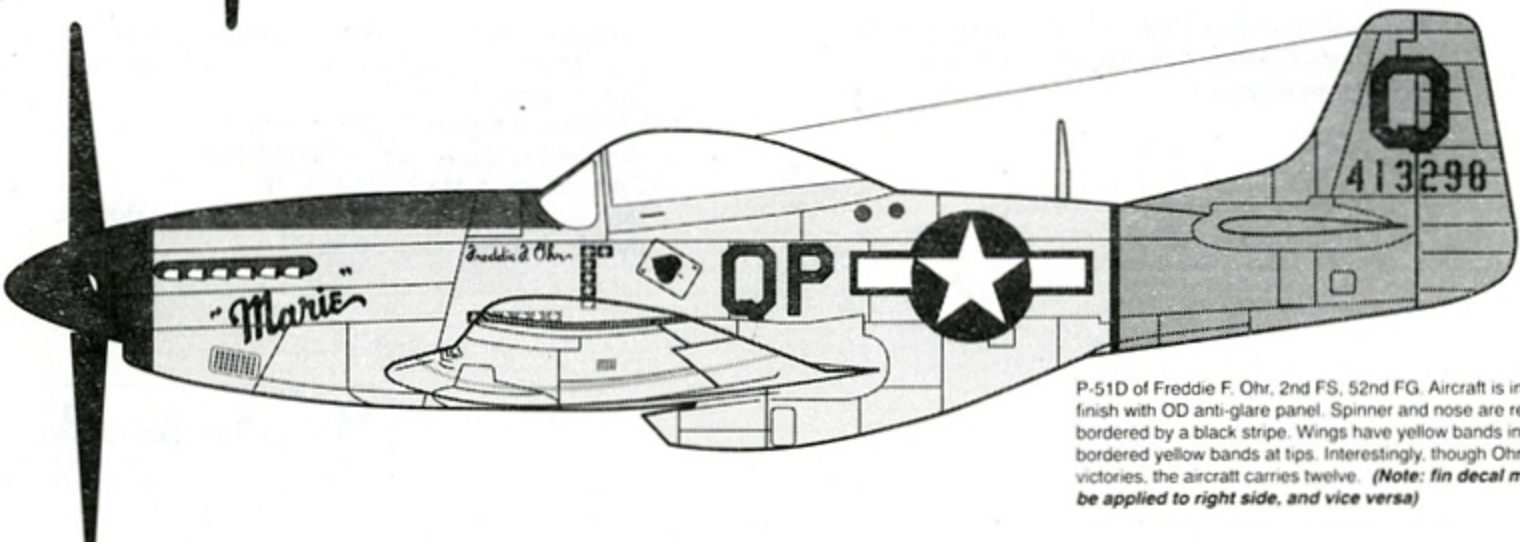
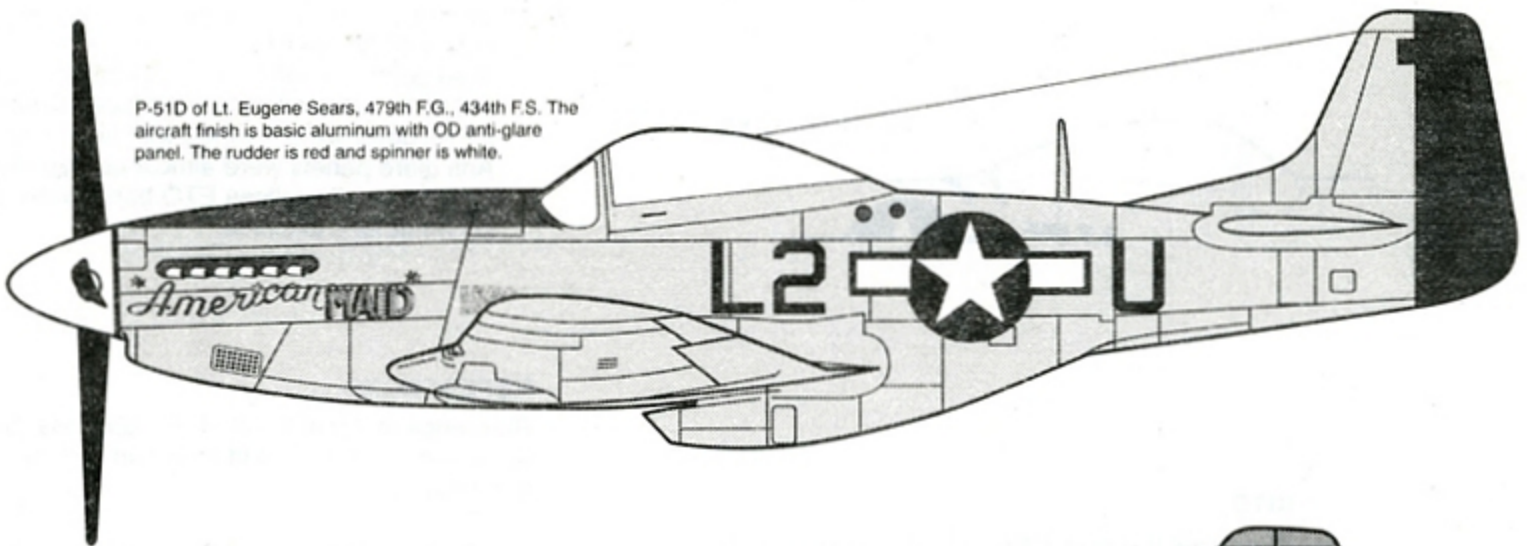
P-51D of Lt. Col E.O. McComas, 118th Tactical Recon Sqdn, 5th Air Force, Luzon 1945. Basic aircraft finish is aluminum with Olive Drab anti-glare panel. Spinner is black and yellow. Lightning bolts on top and bottom of wing and stabilizer tips. Discoloured paint-stripped areas on fin and undercarriage doors. This aircraft is fitted with a DF loop aft of the antenna mast.



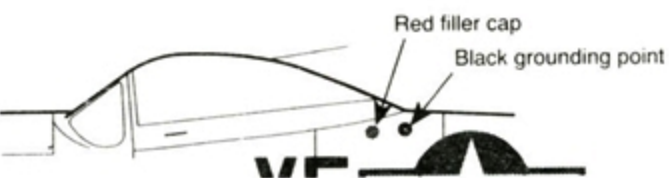
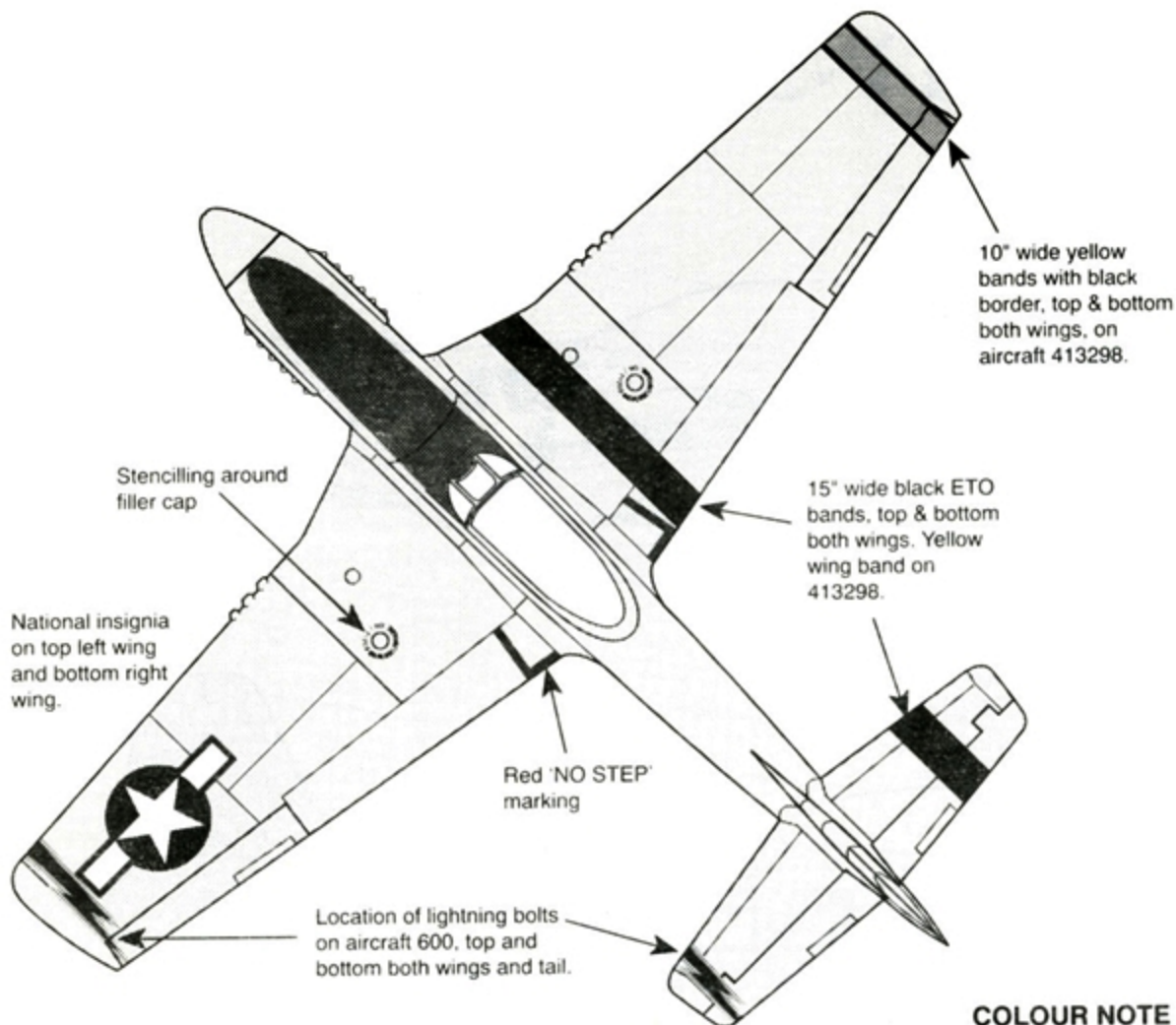
P-51D of Lt.Col. Joseph Thury, CO of the 505th FS, 339th FG. Aircraft is in basic aluminum finish with OD anti-glage panel. Dual Spitfire rear-view mirrors are carried, painted red. The nose band is white with red checks. (paint model nose white and then apply the red checkerboard decals) Spinner is red and white.



P-51D of Lt. Eugene Sears, 479th F.G., 434th F.S. The aircraft finish is basic aluminum with OD anti-glare panel. The rudder is red and spinner is white.



P-51D of Freddie F. Ohr, 2nd FS, 52nd FG. Aircraft is in basic aluminum finish with OD anti-glare panel. Spinner and nose are red; tail is yellow bordered by a black stripe. Wings have yellow bands inboard, and black bordered yellow bands at tips. Interestingly, though Ohr had only six victories, the aircraft carries twelve. (Note: fin decal marked L should be applied to right side, and vice versa)



#### COLOUR NOTE

The P-51's wing was a laminar flow design, with all of the panel joints and flush rivet heads carefully filled and smoothed. Thus it was necessary to paint the wings. Rather than use the term 'natural metal' to describe an aircraft's finish, we use the term 'aluminum finish'. The only natural metal finish items are the fuselage, fin and fixed portion of the horizontal stabilizer. The wings and the fabric covered control surfaces (ailerons, elevators and rudder) were finished with an aluminum lacquer. Anti glare panels were almost always olive drab. Black (or occasionally yellow) ETO bands were often carried on wings and tailplane.

#### REFERENCES

Reference material for the P-51 abounds. Suggested references for the aircraft found on this sheet include the following:

- Aces and Wingmen II, Vol. 1, by Danny Morris
- P-51 Mustang, Classic Aircraft #3, by Cross & Scarborough
- Fighter Command, by Ethell & Sand
- Aces of the Eighth, by Stafford & Hess
- Camouflage & Markings, No. 16
- Markings of the Aces, 8th U.S. Air Force, Book 1 by T.R. Bennett

#### KITS

At present the best 1/48 scale P-51D kits are the excellent examples from Hasegawa and also the Monogram example.