


de Havilland Tiger Moth Pt3 Overseas Operators



For the best results these decals should be applied to a gloss surface such as provided by either Xtracolor or Xtracrylix paints. Cut out the decal required and soak in warm water until the decal is released from the backing paper. Wet the area to be decaled with MICRO SET which will help to eliminate air trapped under the decal and position the decal.

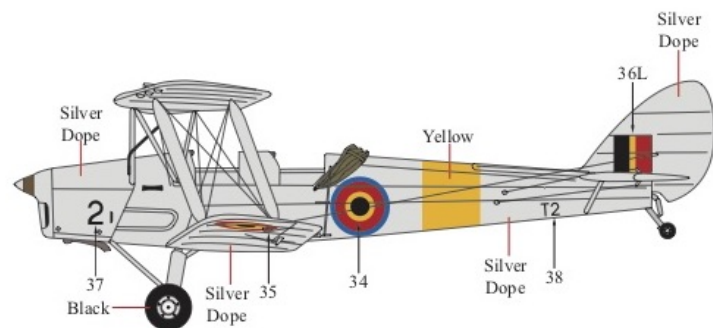

After 5 or 10 minutes wet the decal with MICRO SOL which will soften the decal and ensure that it settles down over any surface detail. Allow the decal to dry for at least 12 hours. During this time some wrinkling of the decal may occur, this is normal. Do not touch the decal at this time.

Carefully check for small air bubbles and if there are any prick with a needle and apply a drop of MICRO SOL. After all air bubbles have been eliminated and the decals are dry wash the entire model with water to remove any excess decal adhesive.

When completely dry the whole model should be sprayed with a coat of Xtracolor or Xtracrylix with a coat of Flat, Satin or Gloss varnish depending on the finish required.

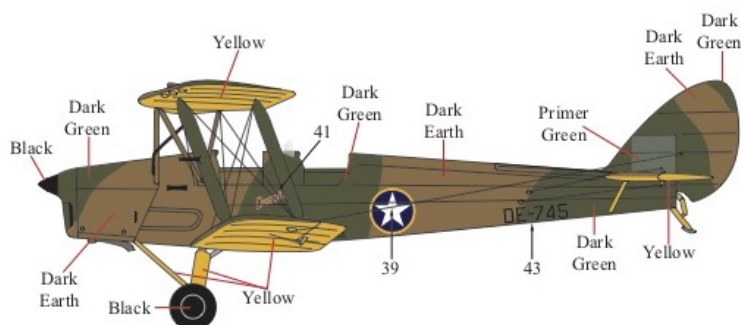
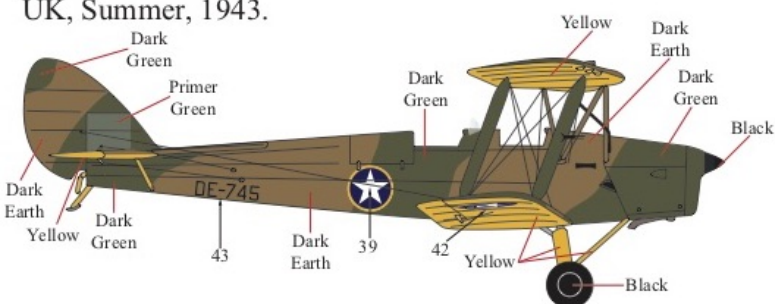
Store in a cool dry place, avoid sunlight, dampness or extremes of temperature and/or humidity.

de Havilland DH82A Tiger Moth
 'T-2' of Belgisch Militaire Vliegwezen/
 Aviation Militaire Belge,
 based at Goetsenhoven, Belgium,
 1950s.

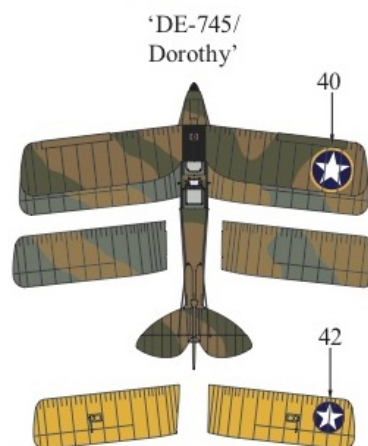
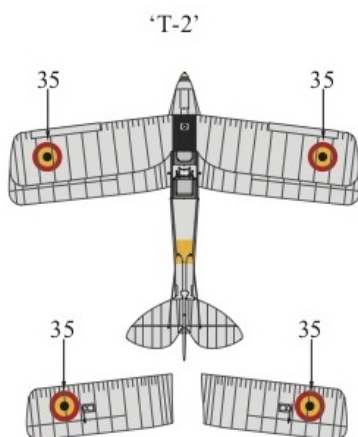
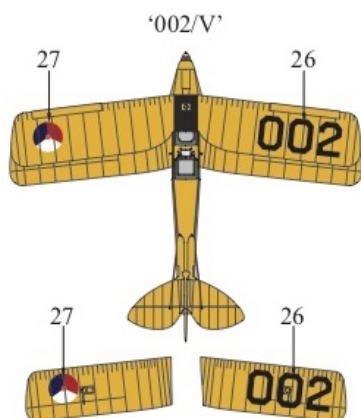
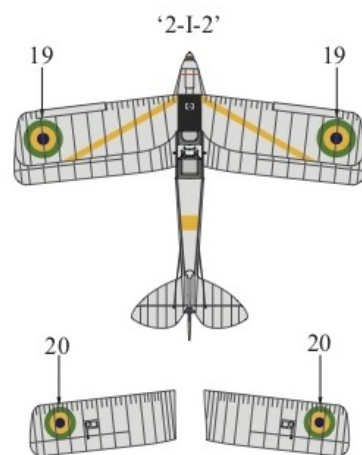
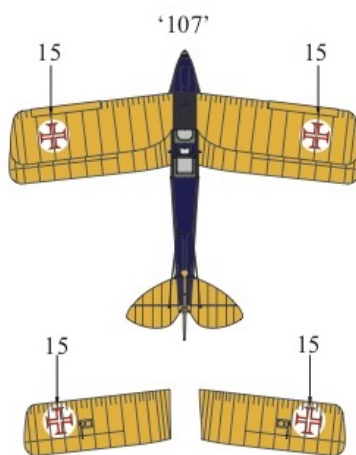
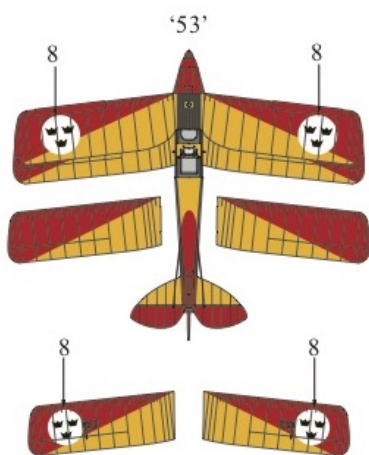



Modellers Note:
 'T2' had anti-spin strakes, rear pupil night flying cover and tailwheel fitted.

de Havilland DH82A Tiger Moth
 'DE745/Dorothy' of 353rd Fighter Group,
 United States Army Air Force,
 based at Goxhill, North Lincolnshire,
 UK, Summer, 1943.



Modellers Note:
 'DE745/Dorothy' had anti-spin strakes fitted.



Paints:

The colours used on these aircraft can be found in the Xtracolor (prefix number with X) and Xtracrylix (prefix number with XA1) range of paints.

- Xtracolor Paints
 X001 Dark Green
 X002 Dark Earth
 X012 Night Black
 X019 RAF Rescue Yellow
 X023 Oxford Blue
 X031 Post Office Red
 X141 Insignia White
 X504 Exhaust

- Xtracrylix Paints
 XA1001 Dark Green
 XA1002 Dark Earth
 XA1012 Night Black
 XA1019 RAF Rescue Yellow
 XA1031 Post Office Red
 XA1141 Insignia White