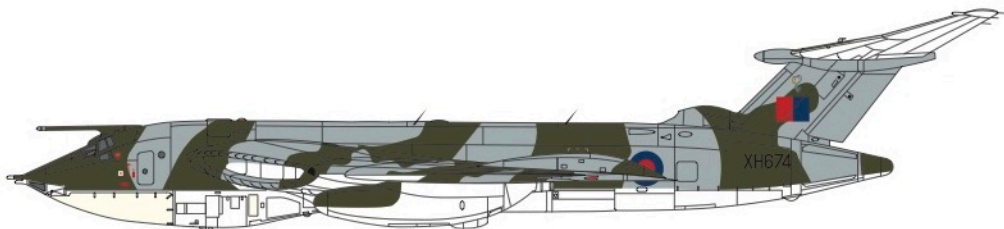
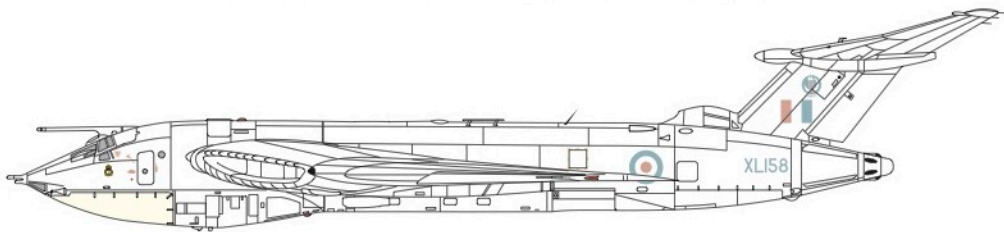


XTRADECAL

X72271

Handley Page Victor B.Mk.2 SR.Mk.2 Collection



For the best results these decals should be applied to a gloss surface such as provided by either Xtracolor or Xtracrylix paints. Cut out the decal required and soak in warm water until the decal is released from the backing paper. Wet the area to be decaled with MICRO SET which will help to eliminate air trapped under the decal and position the decal.

After 5 or 10 minutes wet the decal with MICRO SOL which will soften the decal and ensure that it settles down over any surface detail. Allow the decal to dry for at least 12 hours. During this time some wrinkling of the decal may occur, this is normal. Do not touch the decal at this time.

Carefully check for small air bubbles and if there are any prick with a needle and apply a drop of MICRO SOL. After all air bubbles have been eliminated and the decals are dry wash the entire model with water to remove any excess decal adhesive.

When completely dry the whole model should be sprayed with a coat of Xtracolor or Xtracrylix Flat, Satin or Gloss varnish depending on the finish required.

Store in a cool dry place, avoid sunlight, dampness or extremes of temperature and/or humidity.

HANNANTS

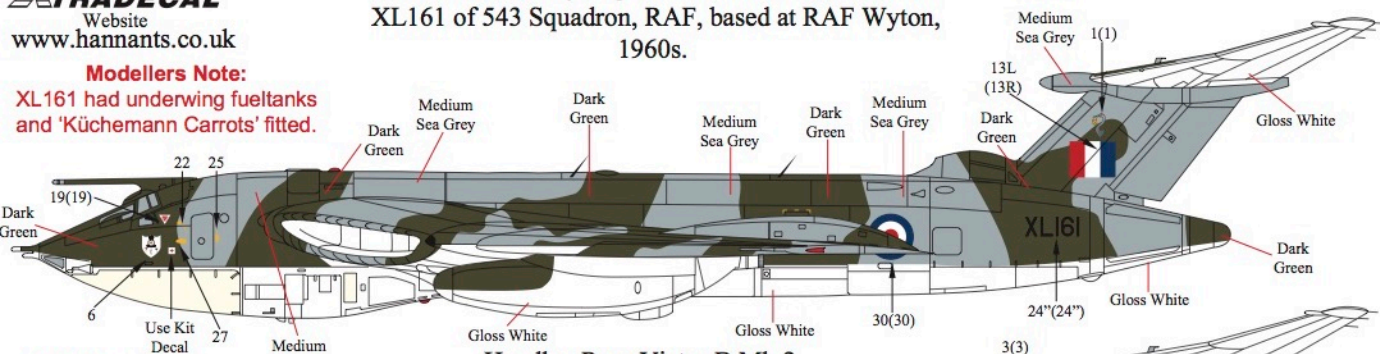
www.hannants.co.uk

Harbour Road, Oulton Broad, Lowestoft, Suffolk, NR32 3LZ

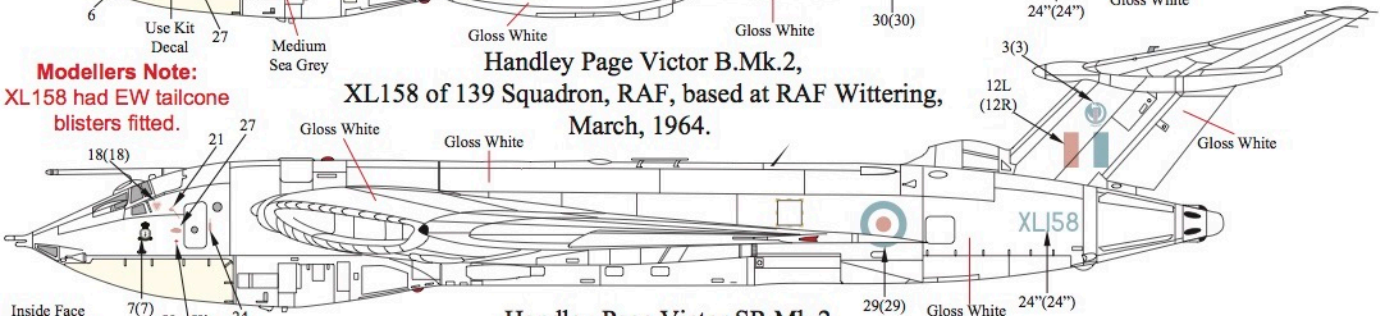
Phone +44 1502 517444

Fax +44 1502 500521

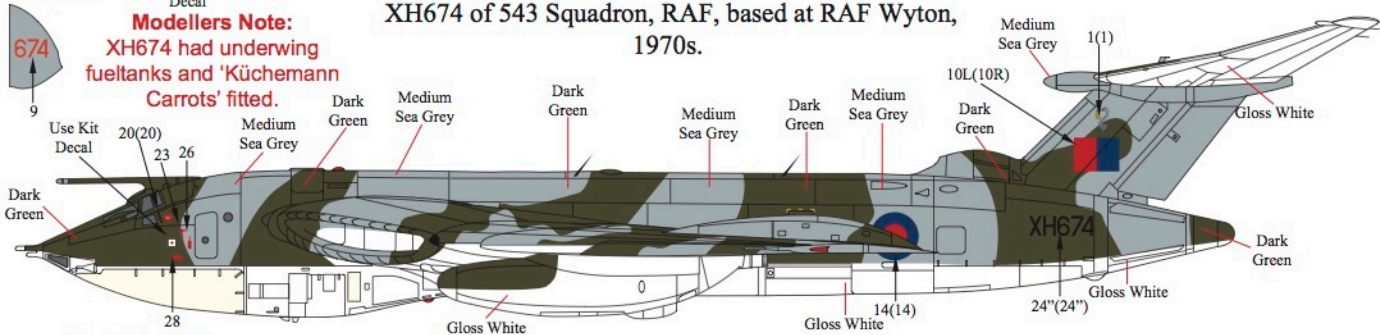
Handley Page Victor SR.Mk.2,
XL161 of 543 Squadron, RAF, based at RAF Wyton,
1960s.



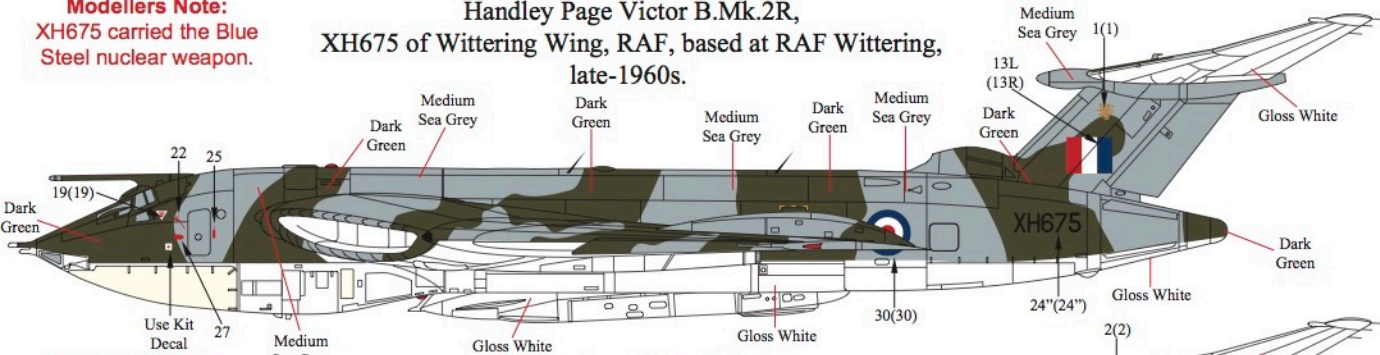
Handley Page Victor B.Mk.2,
XL158 of 139 Squadron, RAF, based at RAF Wittering,
March, 1964.



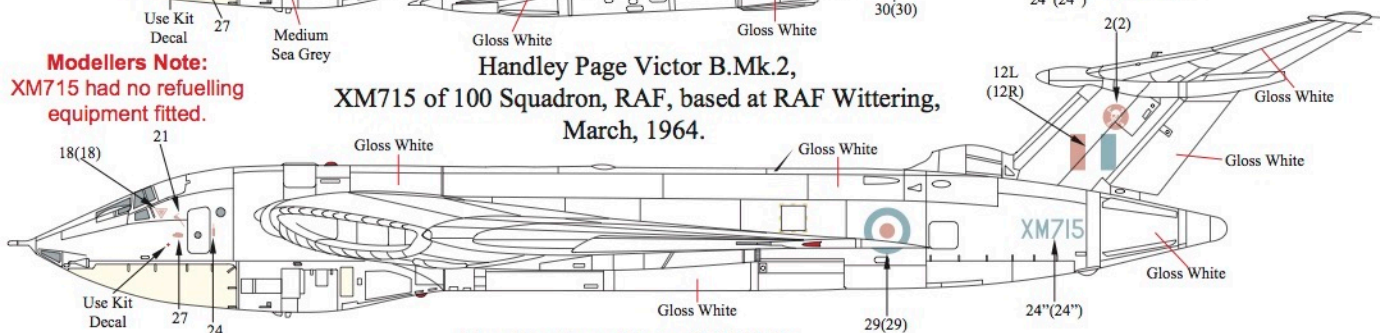
Handley Page Victor SR.Mk.2,
XH674 of 543 Squadron, RAF, based at RAF Wyton,
1970s.



Handley Page Victor B.Mk.2R,
XH675 of Wittering Wing, RAF, based at RAF Wittering,
late-1960s.



Handley Page Victor B.Mk.2,
XM715 of 100 Squadron, RAF, based at RAF Wittering,
March, 1964.



Handley Page Victor SR.Mk.2,
XM717 of 543 Squadron, RAF, based at RAF Wyton,
1986.

