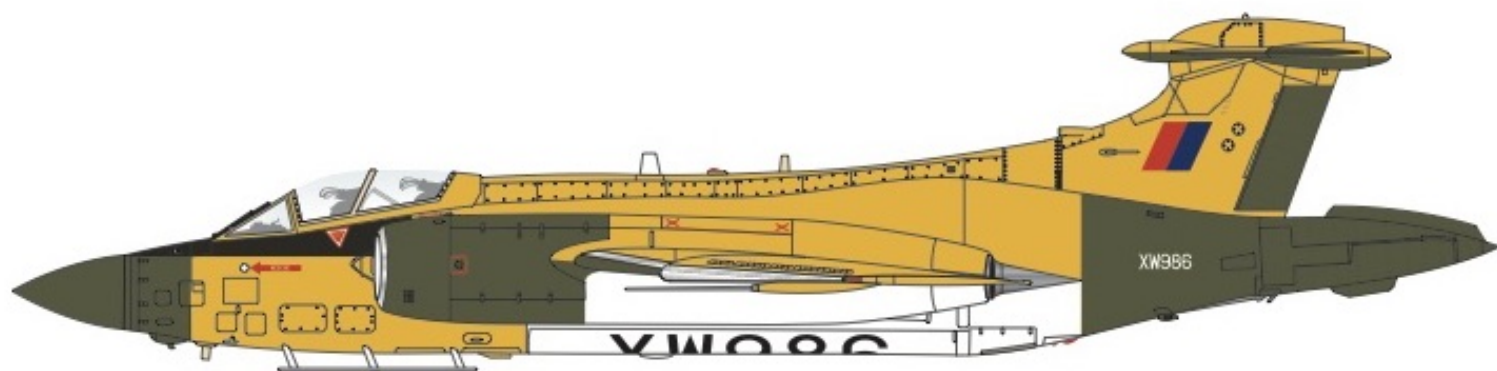
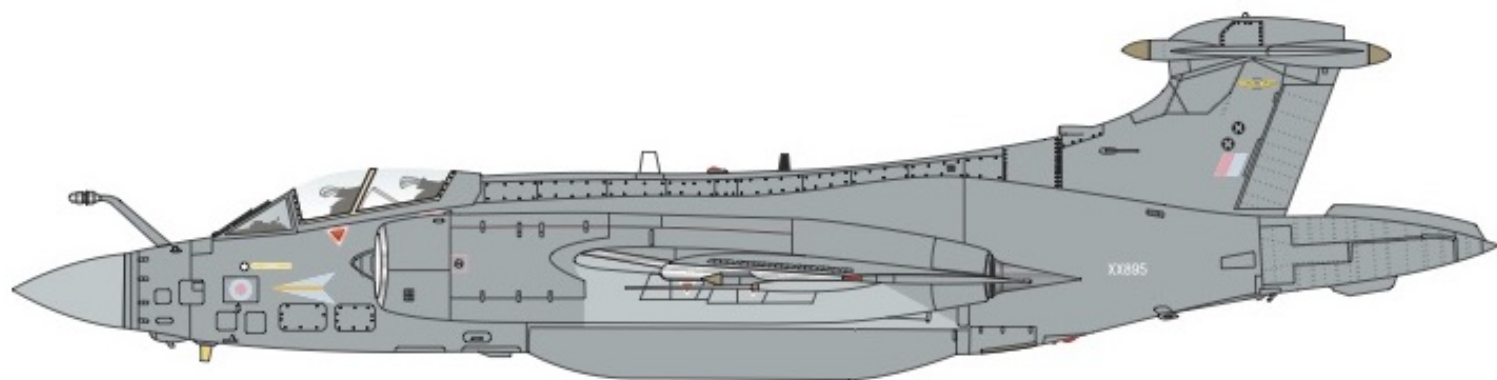


HS Buccaneer S.2 Collection Pt2



For the best results these decals should be applied to a gloss surface such as provided by either Xtracolor or Xtracrylix paints. Cut out the decal required and soak in warm water until the decal is released from the backing paper. Wet the area to be decaled with MICRO SET which will help to eliminate air trapped under the decal and position the decal.

After 5 or 10 minutes wet the decal with MICRO SOL which will soften the decal and ensure that it settles down over any surface detail. Allow the decal to dry for at least 12 hours. During this time some wrinkling of the decal may occur, this is normal. Do not touch the decal at this time.


Carefully check for small air bubbles and if there are any prick with a needle and apply a drop of MICRO SOL. After all air bubbles have been eliminated and the decals are dry wash the entire model with water to remove any excess decal adhesive.

When completely dry the whole model should be sprayed with a coat of Xtracolor or Xtracrylix Flat, Satin or Gloss varnish depending on the finish required.

Store in a cool dry place, avoid sunlight, dampness or extremes of temperature and/or humidity.

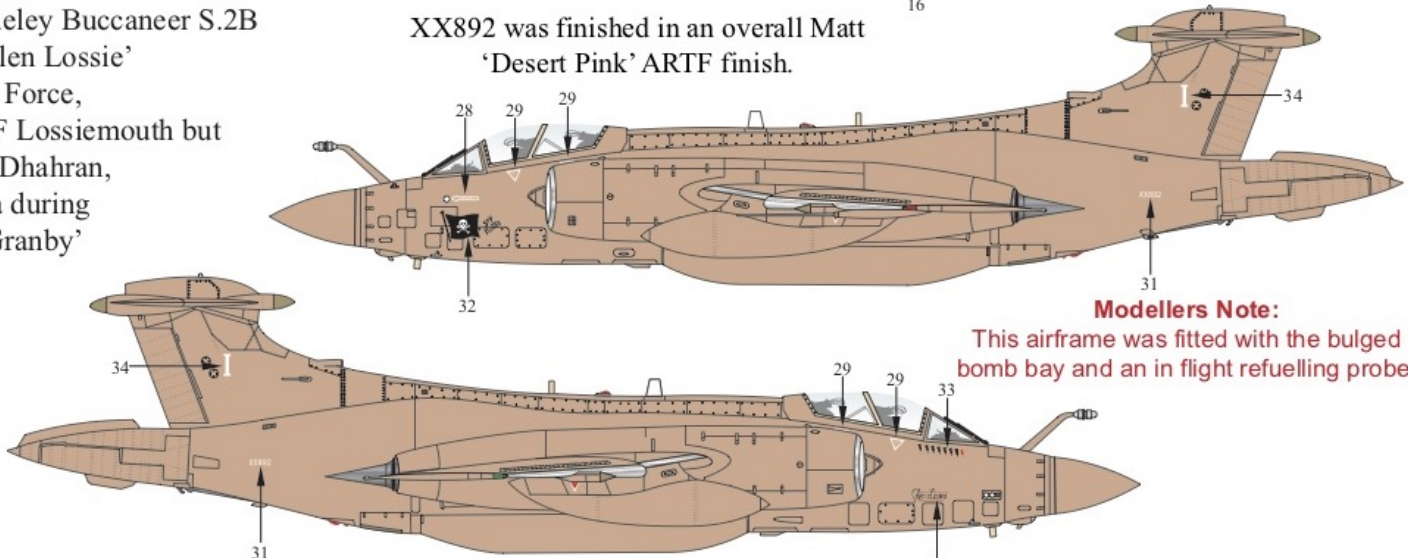
XV344 was finished in an overall Gloss
 Extra Dark Sea Grey BS381C:640 scheme.

Hawker Siddeley Buccaneer S.2
 XV344
 of 809 Naval Air Squadron,
 Royal Navy,
 based at
 RAF Lossiemouth,
 1969.



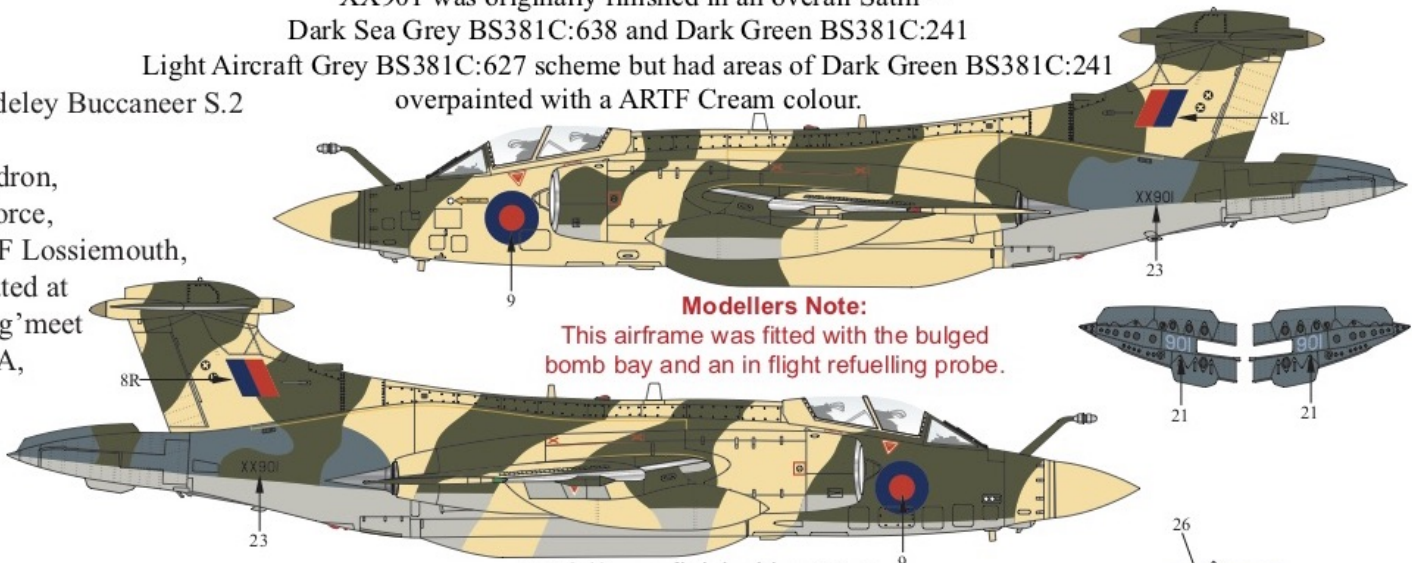
Hawker Siddeley Buccaneer S.2B
 XX892, 'I/Glen Lossie'
 of Royal Air Force,
 based at RAF Lossiemouth but
 detached to Dhahran,
 Saudi Arabia during
 'Operation Granby'
 1992.

XX892 was finished in an overall Matt
 'Desert Pink' ARTF finish.



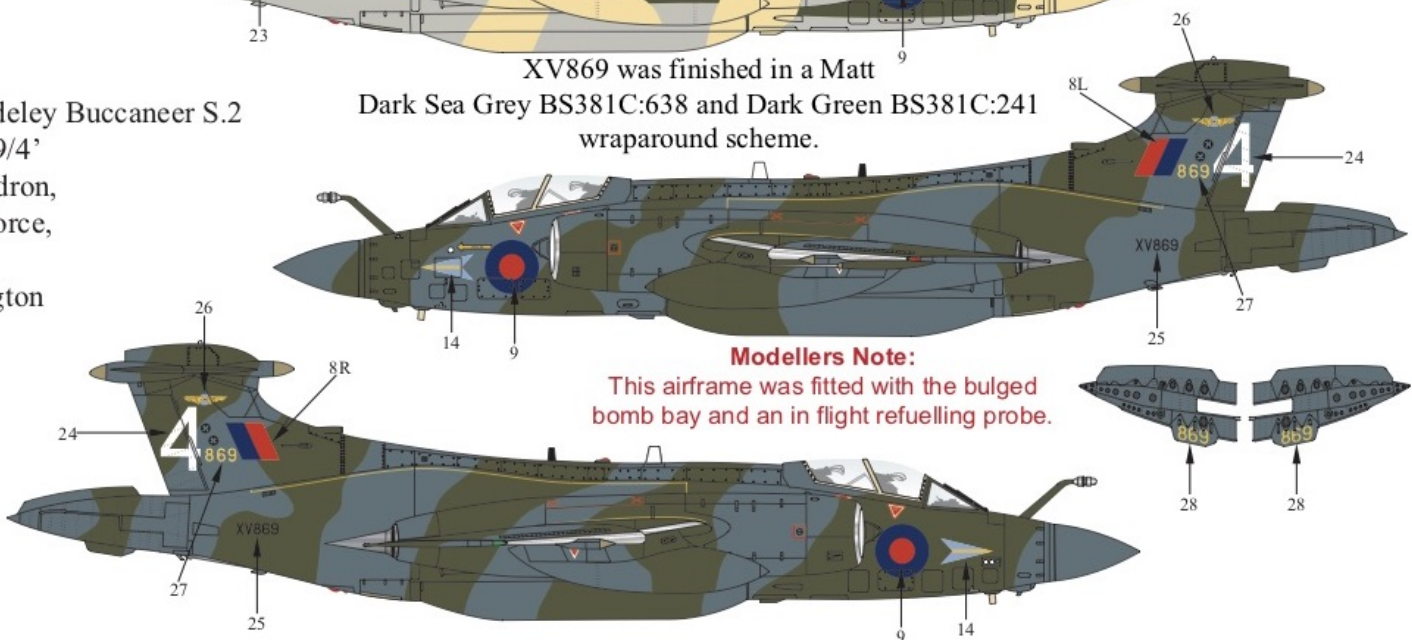
XX901 was originally finished in an overall Satin
 Dark Sea Grey BS381C:638 and Dark Green BS381C:241
 Light Aircraft Grey BS381C:627 scheme but had areas of Dark Green BS381C:241
 overpainted with a ARTF Cream colour.

Hawker Siddeley Buccaneer S.2
 XX901,
 of 208 Squadron,
 Royal Air Force,
 based at RAF Lossiemouth,
 but participated at
 the 'Red Flag' meet
 Nevada, USA,
 1977.

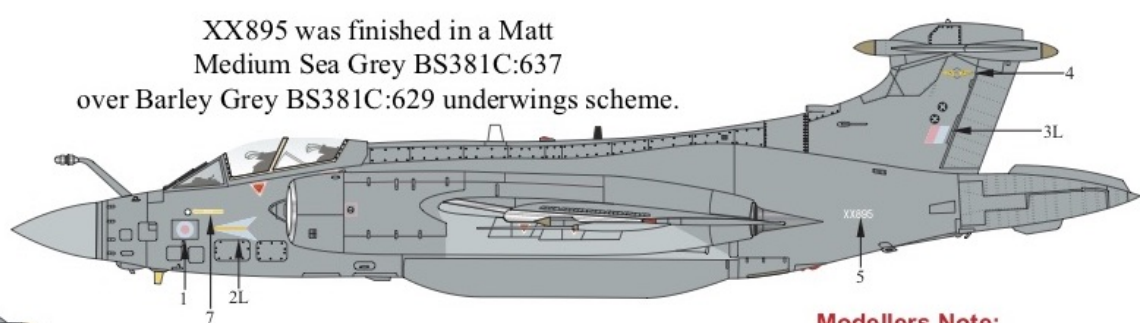


Hawker Siddeley Buccaneer S.2
 XV869, '869/4'
 of 208 Squadron,
 Royal Air Force,
 based at
 RAF Honington
 1981.

XV869 was finished in a Matt
 Dark Sea Grey BS381C:638 and Dark Green BS381C:241
 wraparound scheme.

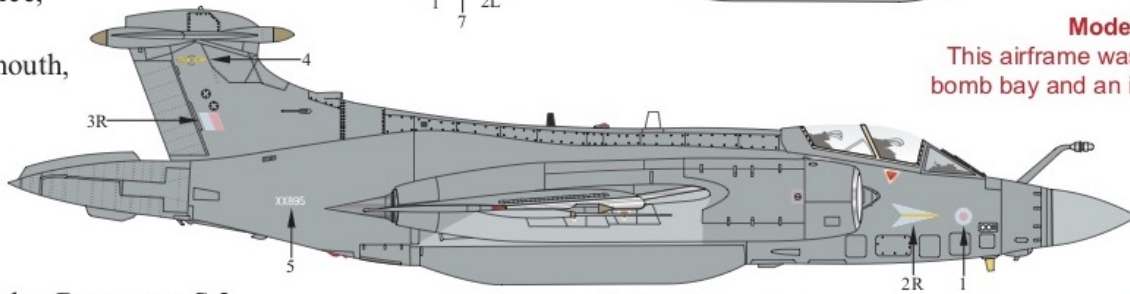


XX895 was finished in a Matt
 Medium Sea Grey BS381C:637
 over Barley Grey BS381C:629 underwings scheme.




Modellers Note:
 This airframe was fitted with the bulged
 bomb bay and an in flight refuelling probe.

Hawker Siddeley Buccaneer
 S.2B
 XX895
 of 208 Squadron,
 Royal Air Force,
 based at
 RAF Lossiemouth,

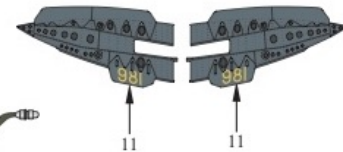
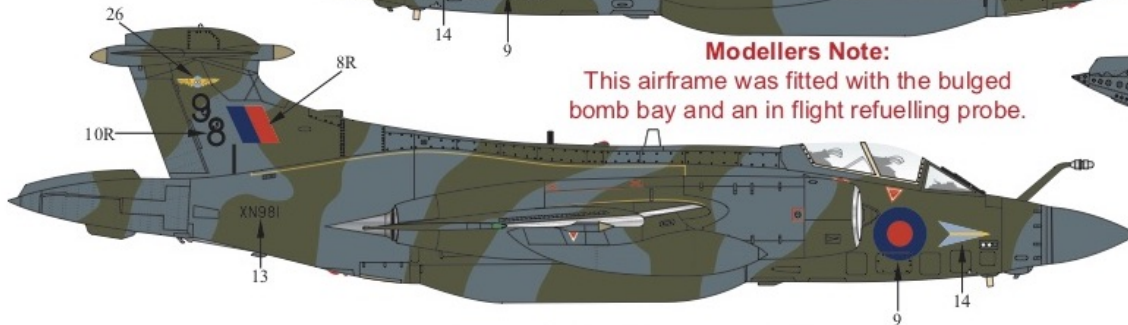


Hawker Siddeley Buccaneer S.2
 XN981, '981'
 of 208 Squadron,
 Royal Air Force,
 based at
 RAF Lossiemouth,
 late 1983.

XN981 was finished in a Matt
 Dark Sea Grey BS381C:638 and Dark Green BS381C:241
 wraparound scheme.

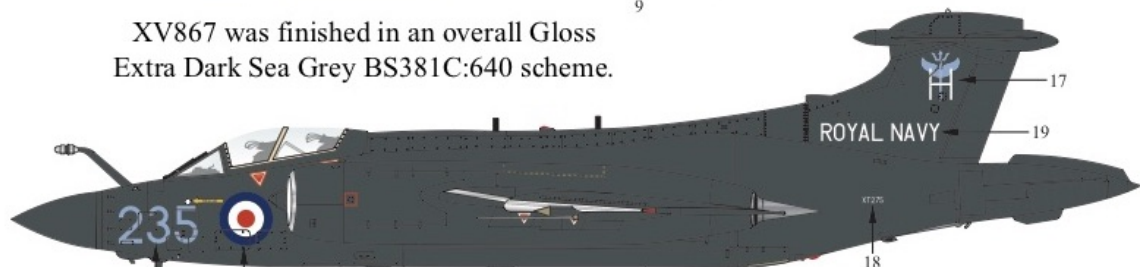


Modellers Note:
 This airframe was fitted with the bulged
 bomb bay and an in flight refuelling probe.


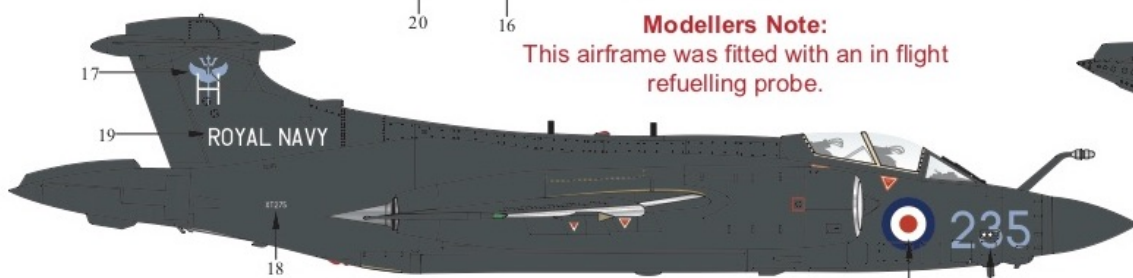


Hawker Siddeley Buccaneer S.2
 XT275, '235/H'
 of 801 Naval Air Squadron,
 Royal Navy,
 based aboard *HMS Hermes*,
 1970.

XV867 was finished in an overall Gloss
 Extra Dark Sea Grey BS381C:640 scheme.



Modellers Note:
 This airframe was fitted with an in flight
 refuelling probe.

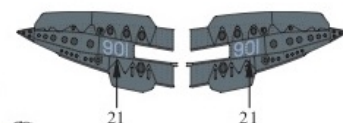
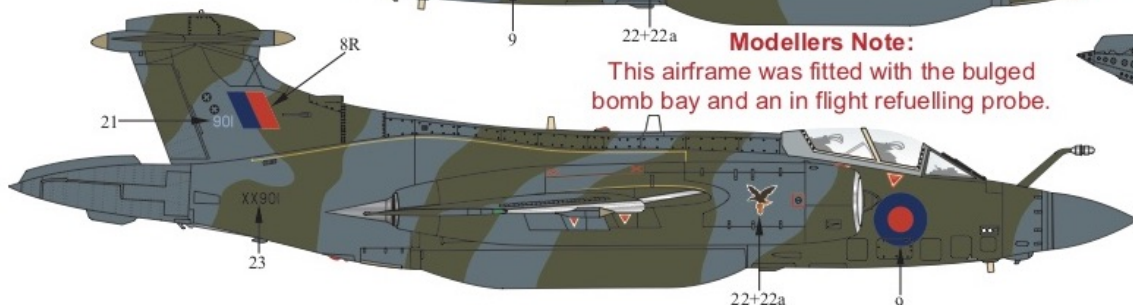


Hawker Siddeley Buccaneer S.2
 XX901, '901'
 of 216 Squadron,
 Royal Air Force,
 based at
 RAF Honington
 1994.


XN981 was finished in a Matt
 Dark Sea Grey BS381C:638 and Dark Green BS381C:241
 wraparound scheme, replacement Medium Sea Grey BS381C:637
 canopy.




Modellers Note:
 This airframe was fitted with the bulged
 bomb bay and an in flight refuelling probe.



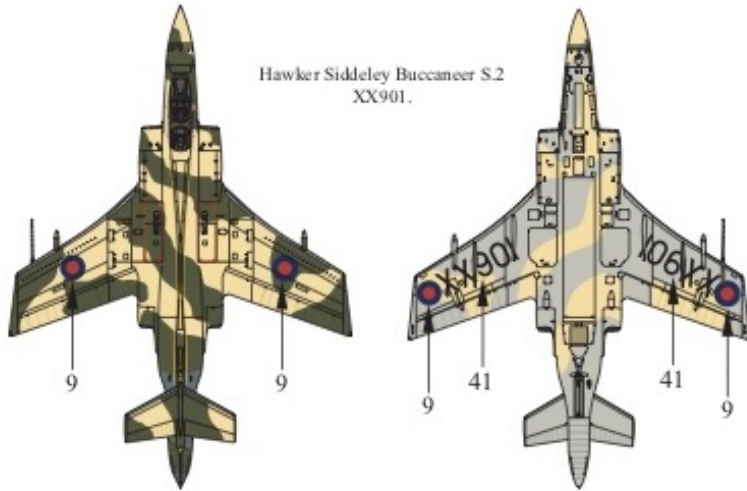
Hawker Siddeley Buccaneer S.2
XT275, '235/H'.




Hawker Siddeley Buccaneer S.2B
XX892, 'I/Glen Lossie'.




Hawker Siddeley Buccaneer S.2
XX901.




Hawker Siddeley Buccaneer S.2
XV869, '869/4'.



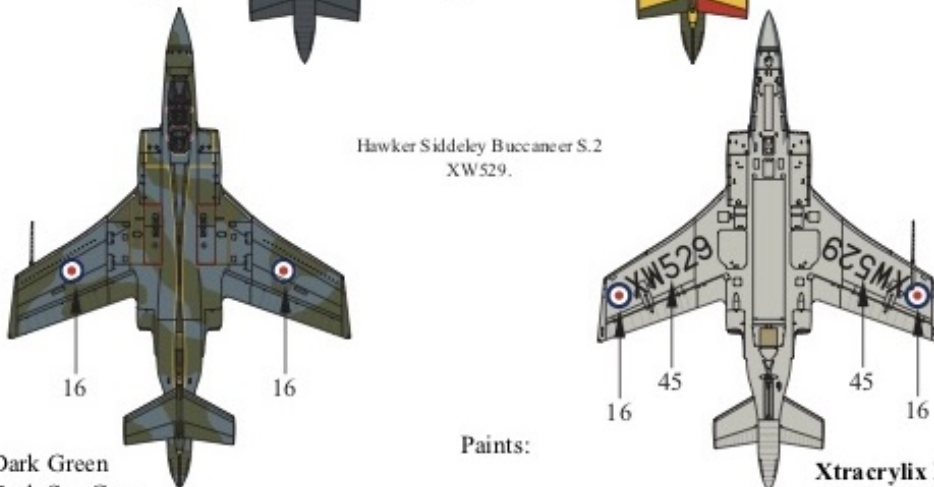
Hawker Siddeley Buccaneer S.2
XV333, '234'.



Hawker Siddeley Buccaneer S.2B
XW986.



Hawker Siddeley Buccaneer S.2
XW529.



Xtracolor Paints

- X001 BS381C:241 Dark Green
- X004 BS381C:638 Dark Sea Grey
- X005 BS381C:640 Extra Dark Sea Grey
- X011 BS381C:356 Trainer Yellow
- X015 BS381C:627 Light Aircraft Grey
- X031 BS381C:538 Post Office Red
- X141 White
- X404 Matt Black
- X502 Natural Steel

Paints:

The colours used on these aircraft can be found in the Xtracolor (prefix number with X) and Xtracrylix (prefix number with XA1) range of paints.

Xtracrylix Paints

- XA1001 BS381C:241 Dark Green
- XA1004 BS381C:638 Dark Sea Grey
- XA1005 BS381C:640 Extra Dark Sea Grey
- XA1011 BS381C:356 Trainer Yellow
- XA1015 BS381C:627 Light Aircraft Grey
- XA1031 BS381C:538 Post Office Red
- XA1141 White