



1/35 MILITARY MINIATURE VEHICLE UPGRADE SERIES PE35526

WWII Soviet GAZ-AAA Mod.1940 Cargo TRUCK

二战苏联GAZ-AAA 卡车1940型改造件

[For MINIART 35136]

推荐使用工具 RECOMMENDED TOOLS



- ↑
安装
install
- ↩
折叠
bend
- A1**
改造件零件编号
PE/resin part number
- B12**
原零件编号
kit part number
- C22**
被替换的原零件编号
replaced kit part number
- 另一侧相同制作
repeat on opposite side
- 切除
remove
- 打磨
grind off
- 弧度卷曲
radial bending
- x2**
制作若干组
multiple assembly
- 选择安装
alternative
- 钻孔
drill
- 用胶棒制作
make from plastic rod

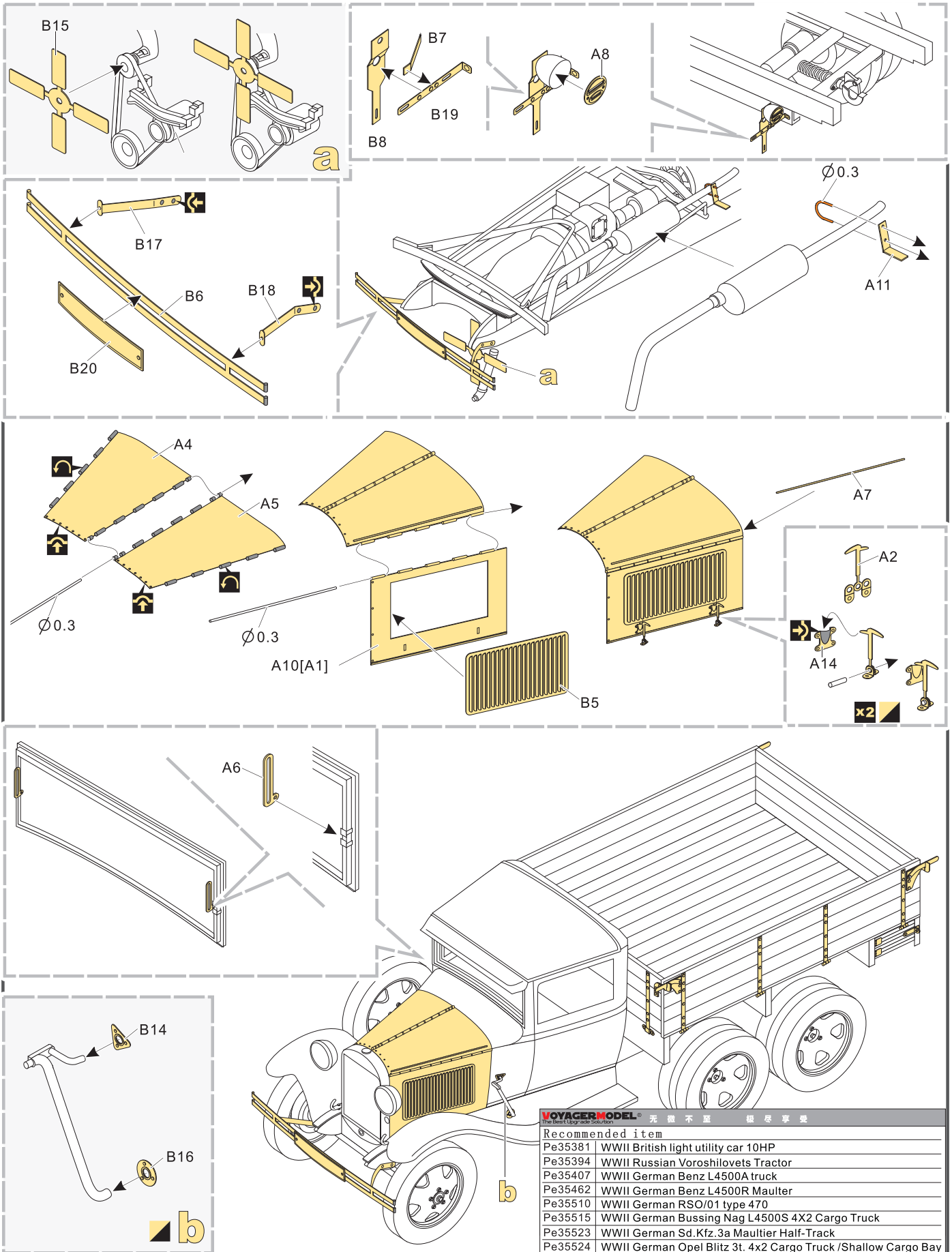
用尖端在凹槽处冲压
use penpoint to press on the dent

蚀刻片零件内朝面向上
Put the part upside down
用笔尖在凹槽处刺
Use penpoint to press on the dent

[Http://www.voyagermodel.com/productdetails.asp?itemid=PE35526](http://www.voyagermodel.com/productdetails.asp?itemid=PE35526)

VOYAGER MODEL
 更多PE35526样品照片参考请扫一扫
 MORE PICTUER OF PE 35526
 REFERENCE SCAN HERE

1/35 MILITARY MINIATURE VEHICLE UPGRADE SERIES PE35526



VOYAGERMODEL® 无疆不至 极尽享受
The Best Upgrade Solution

Recommended item	
Pe35381	WWII British light utility car 10HP
Pe35394	WWII Russian Voroshilovets Tractor
Pe35407	WWII German Benz L4500A truck
Pe35462	WWII German Benz L4500R Maulter
Pe35510	WWII German RSO/01 type 470
Pe35515	WWII German Bussing Nag L4500S 4X2 Cargo Truck
Pe35523	WWII German Sd.Kfz.3a Maultier Half-Track
Pe35524	WWII German Opel Blitz 3t. 4x2 Cargo Truck /Shallow Cargo Bay