

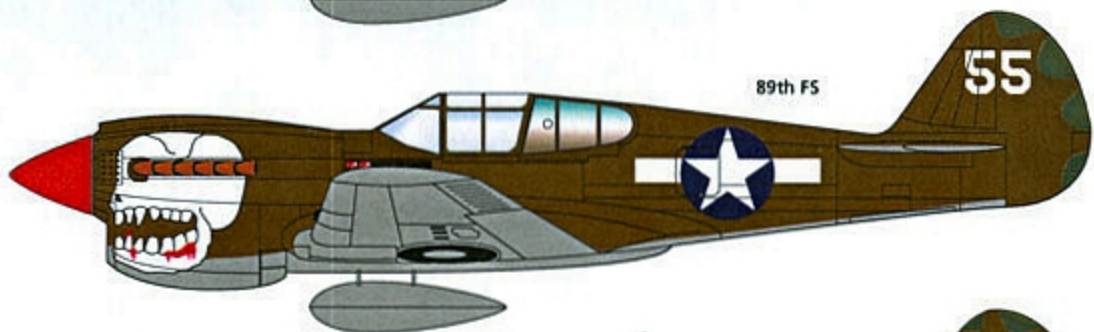

LIMITED EDITION!

CED48170

# P-40

## Warhawk Part 2

P-40Ns of the CBI



Recommended kits:  
AMT P-40N  
Mauve P-40N

**Cutting  
Edge**

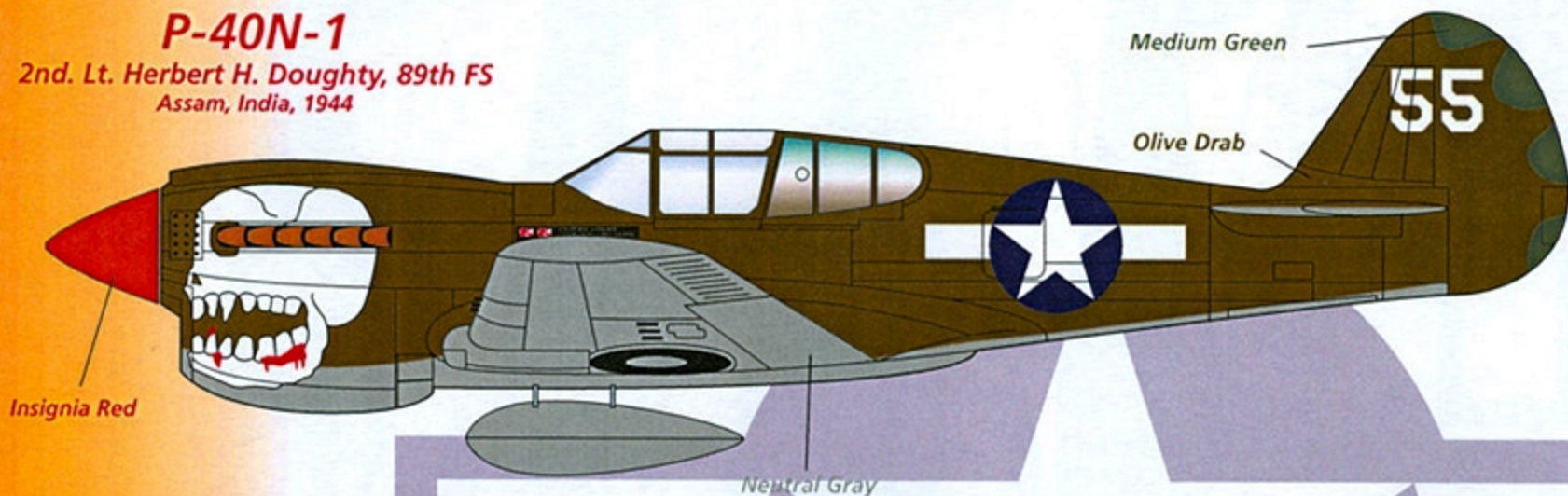
MODELWORKS [www.meteorprod.com](http://www.meteorprod.com)

P.O. Box 3956  
Merrifield, VA 22116  
USA




## P-40N-1

2nd. Lt. Herbert H. Doughty, 89th FS  
Assam, India, 1944



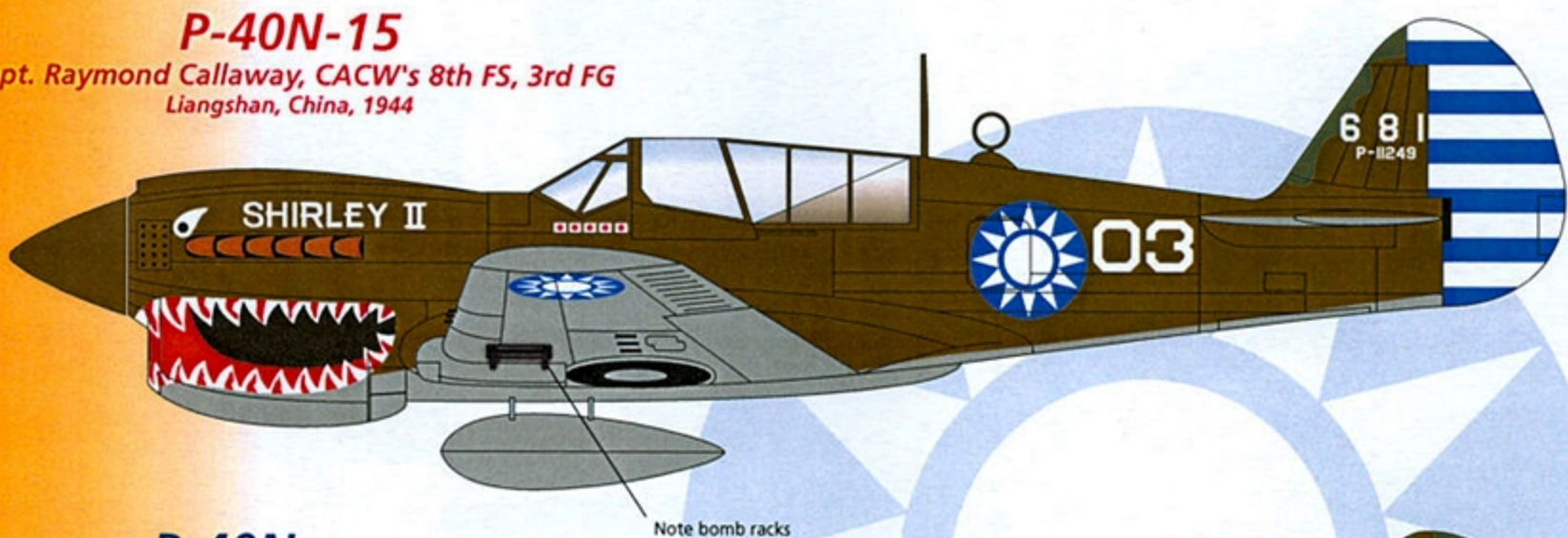
## P-40N-20

1st. Lt. John Bolyard, 74th FS  
Kanchow, China, 1944



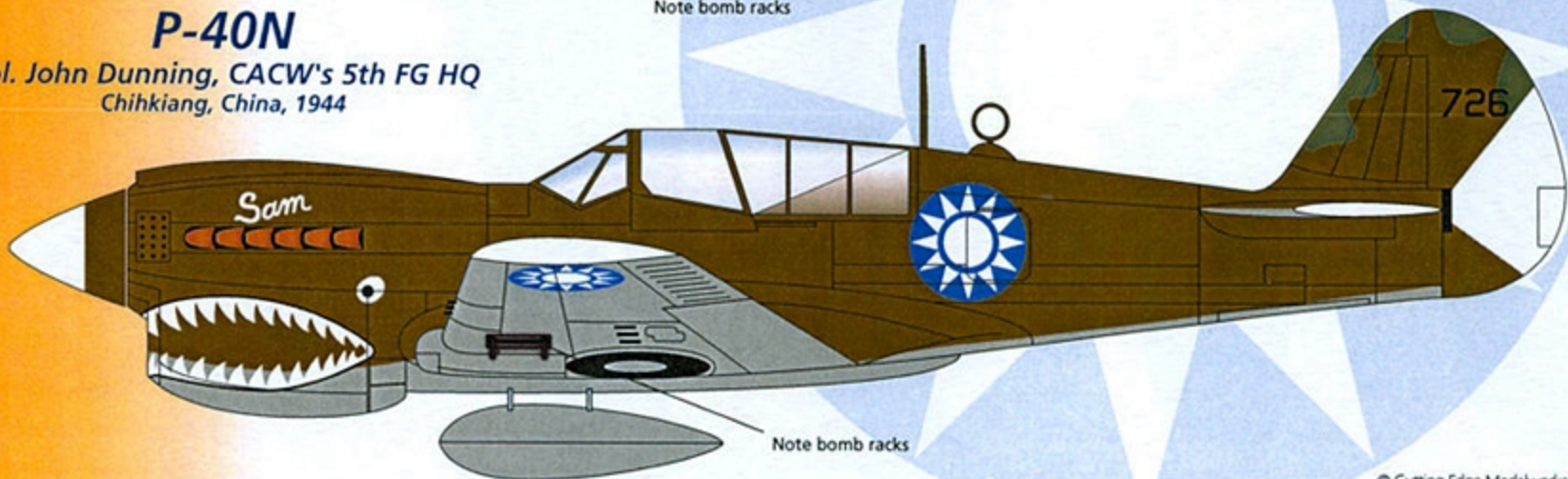
## P-40N-15

Capt. Raymond Callaway, CACW's 8th FS, 3rd FG  
Liangshan, China, 1944


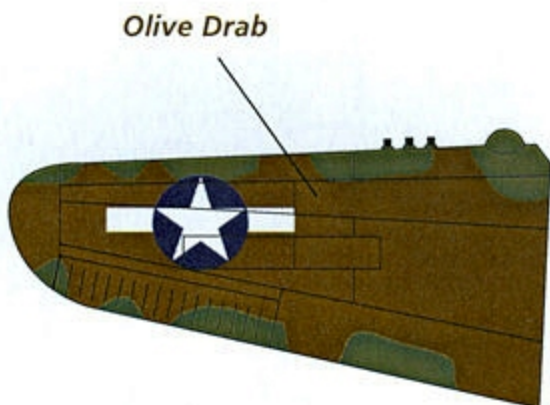





## P-40N

Col. John Dunning, CACW's 5th FG HQ  
Chihkiang, China, 1944







...available from

**Meteor**  
  
**Productions**  
Inc.

P.O. Box 3956, Merrifield, VA 22116 USA

☎ 703/971-0500 FAX 703/971-8111

[www.meteorprod.com](http://www.meteorprod.com)

Write, call, or visit our home page to order our 120+ page catalog of decals, kits, conversions, tools, books, magazines, etc., and we'll send it to you right away!

© Cutting Edge Modelworks, 2002



## Notes

- Early U.S. Warhawks had 35" roundels. When the order came out that bars were to be applied, this resulted in an insignia that was a bit oversized, so the decision was made to reduce the roundel size to 30", resulting in many Warhawks of the period having two national insignia sizes.

## White 38

- Note unusual U.S. insignia. The b/w photos show a lighter surround to the roundel and bars. We've found two color photos in the book, P-40 Warhawk in WW II Color by Jeff Ethell, on pages 58 and 79 that clearly show a lighter blue surround on a Insignia Blue roundel. This was obviously a case of the original red outline to the stars being overpainted in fresh (darker) Insignia Blue.
- We do not believe the name 'JUDY' was duplicated on the right side, but we've included extras just in case.

## Black 726

- We do not believe the name 'Sam' was duplicated on the right side, but we've included extras just in case.

## White 681

- The blood on the shark's teeth was added well after the white teeth were originally painted on, so feel free to omit the blood stain decals to the main mouth decal.
- We do not believe the name 'SHIRLEY II' or the kill markings were duplicated on the right side, but we've included extras just in case.

## Applying the Decals

You probably already know all this stuff, so feel free to use your regular process; however, if you're new to aftermarket decals, here goes:

- Generally, use the Microscale Finishing System. We don't recommend extremely strong decal solvents such as Solvaset.
- Your model must have a smooth, glossy surface, as decals won't adhere well to matte surfaces. Use gloss paints or your favorite clear gloss overspray over matte or semigloss paint.
- Cut each subject out without trimming off the slight excess film (this helps the decal film disappear when dry).
- Put the decal in warm water that has a drop or two of liquid dishwashing soap or photo-flo for 10 seconds.
- When the decal will slide off the backing paper without forcing it, apply it to the proper position on your model. Slide the backing paper out from underneath.
- Gently blot off excess water and smooth out bubbles under the decal surface. If you wish, carefully brush on a mild decal softener such as Micro-Sol.
- When all decals are completely dry, gently wash off all excess decal adhesive.
- Finally, overcoat your model with a good quality gloss coat, followed by your choice of matte or eggshell clear topcoat.

## FS 595 Color Cross Reference

Olive Drab	FS 4087 Xtracolor X111, Floquil 303108/303170/303263, Gunze Sangyo H304, Modelmaster 1711, Mr Color 304, Pro Modeler 88-0028
Neutral Gray	FS 6173 Xtracolor X158, Gunze Sangyo H053, Pro Modeler 88-0035, Floquil 303176
Medium Green	FS 4092 Pro Modeler 88-0029, Floquil 303128/303172
Insignia Red	FS 1136 Pro Modeler 88-0026, Floquil 303055/303059, Gunze Sangyo H327, Modelmaster 1705, Mr Color 327, Tamiya XF07, Xtracolor X103

## Bibliography

P-40 Warhawk Aces of the CBI by Carl Molesworth. Osprey Publishing, 2001.

P-40 Warhawk in WW II Color by Jeff Ethell. Motorbooks, 1994.

Original photos.

***Many thanks to noted P-40 authority Carl Molesworth for loaning Cutting Edge original photos from his collection for this sheet.***