


48-782

PRODUCTS

Aeromaster™



F-100D USAF SUPER SABRE

PART VI


Suggested Kit: 1:48 Monogram/Revell F-100D Super Sabre

F-100D USAF SUPER SABRE

PART VI



North American F-100D Super Sabre 55-2950
Colonel C. Banbury, Director of Operations.
81st. Tactical Fighter Squadron, 50th. Tactical Fighter Wing,
Toul-Rosieres Air Force Base, France, 1958.



Paint fin White before
applying decals 13L & R.

North American F-100D Super Sabre
56-3315 Major C. Jones
492nd. Tactical Fighter Squadron, 48th. Tactical Fighter
Wing, Chaumont Air Base, France, 1959.



Recommended Reference

1. F100 Super Sabre in Color, Robert Robinson & David Menard, Fighting Colors, Squadron/Signal Publications
2. North American F-100 Super Sabre, famous Airplanes of the World No. 22, Bunrin-Do Co. Ltd.
3. USAF Europe 1948-1965 in Color, Robert Robinson, Fighting Colors, Squadron/Signal Publications

Specifications called for the USAF and U.S. AIR FORCE to be painted Insignia Blue or Black, Blue being the first choice.

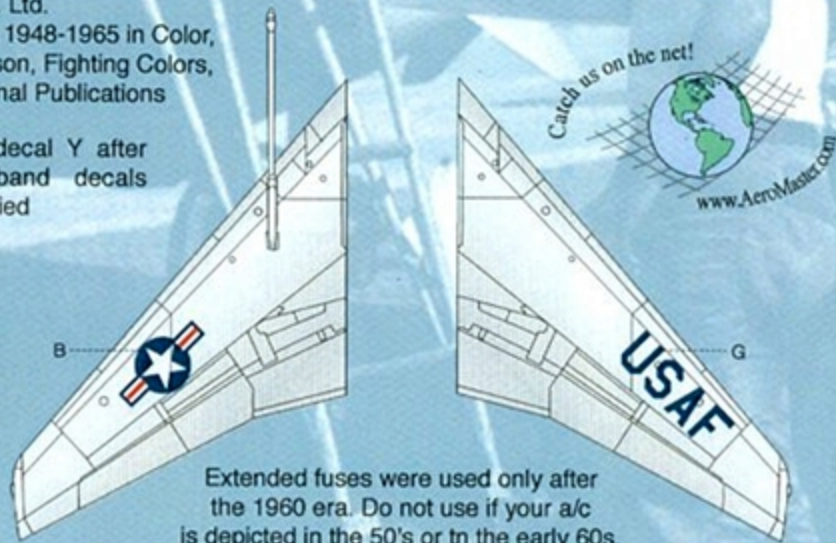
Apply decal Y after
nose band decals
have dried



On these early 1950's a/c,
you want to use the refueling
probe part # 8 after you
shorten it 5/8 of an inch at
the indicated area.



Apply decal G (top right) before
glueing wing fences



Extended fuses were used only after
the 1960 era. Do not use if your a/c
is depicted in the 50's or in the early 60s.

Recommended Kit
1:48 Monogram/Revell F-100D
Super Sabre

Copyright © 02/2006