


de Havilland Chipmunk In Civil Hands



For the best results these decals should be applied to a gloss surface such as provided by either Xtracolor or Xtracrylix paints. Cut out the decal required and soak in warm water until the decal is released from the backing paper. Wet the area to be decaled with MICRO SET which will help to eliminate air trapped under the decal and position the decal.

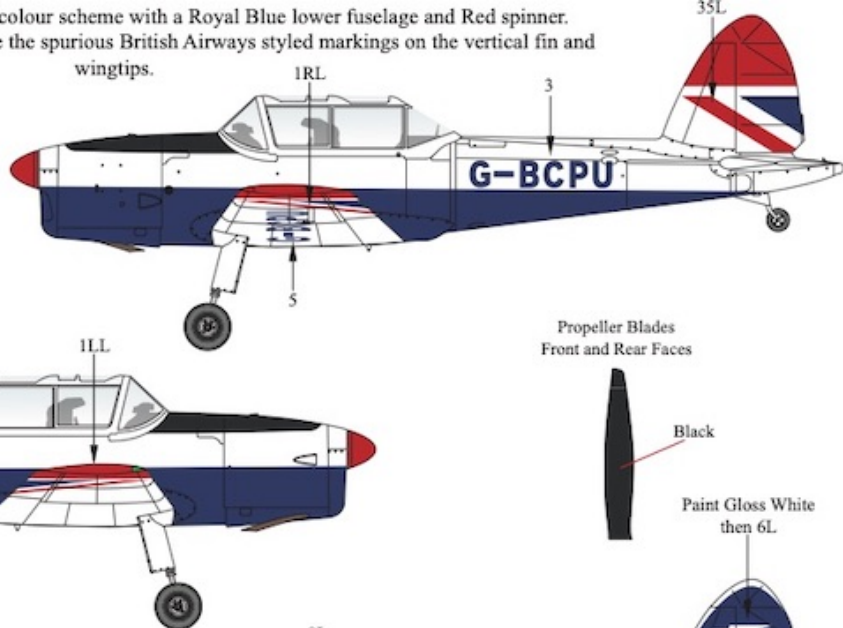
After 5 or 10 minutes wet the decal with MICRO SOL which will soften the decal and ensure that it settles down over any surface detail. Allow the decal to dry for at least 12 hours. During this time some wrinkling of the decal may occur, this is normal. Do not touch the decal at this time.

Carefully check for small air bubbles and if there are any prick with a needle and apply a drop of MICRO SOL. After all air bubbles have been eliminated and the decals are dry wash the entire model with water to remove any excess decal adhesive.

When completely dry the whole model should be sprayed with a coat of Xtracolor or Xtracrylix Flat, Satin or Gloss varnish depending on the finish required.

Store in a cool dry place, avoid sunlight, dampness or extremes of temperature and/or humidity.

G-BCPU wore an overall Gloss White colour scheme with a Royal Blue lower fuselage and Red spinner. The anti-glare panel was Matt Black. Note the spurious British Airways styled markings on the vertical fin and wingtips.

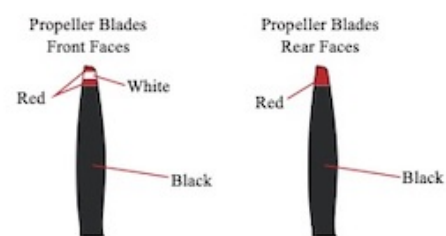
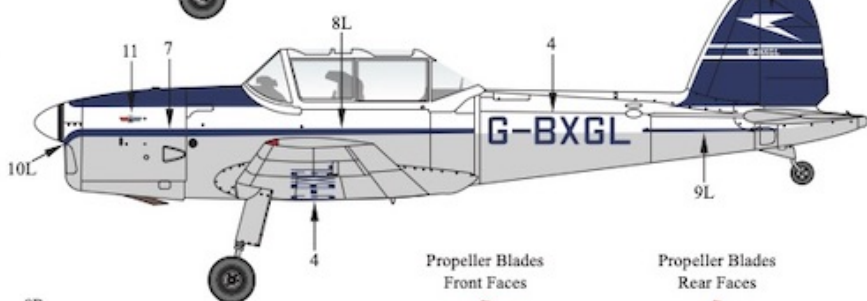


De Havilland Canada DHC-1 Chipmunk 22,
 G-BCPU,
 seen at Turweston,
 UK,
 March,
 2012.



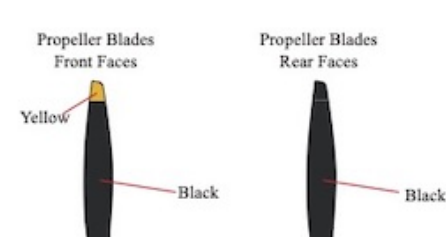
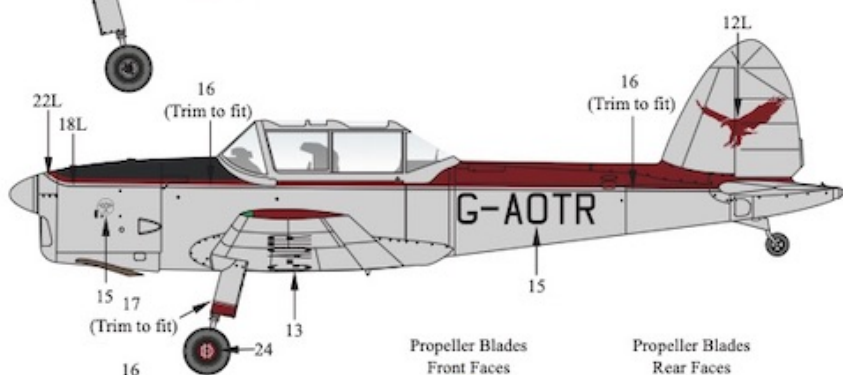
de Havilland Chipmunk T.10,
 G-BXGL,
 seen at Bournemouth Airport,
 UK,
 June,
 2012.

G-BXGL wore an overall Gloss White colour scheme with a painted Gloss Silver lower fuselage, entire wings and tailplanes. The anti-glare panel was Gloss Royal Blue and the spinner was Gloss White with a Gloss Black backplate.



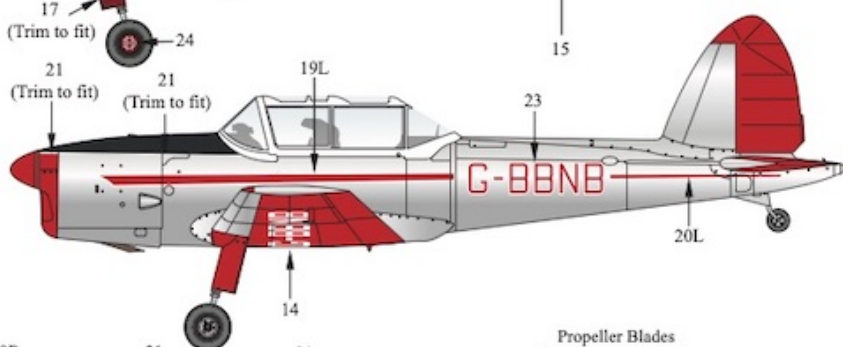
de Havilland Chipmunk T.10,
 G-AOTR,
 seen at Compton Abbas Airfield Airport,
 Shaftesbury,
 UK,
 August,
 2016.

G-AOTR was adorned in an overall painted Gloss Silver with a Gloss Crimson Red fuselage decking, wingtips and bottom portions of the wheel gear fairings. Matt Black anti-glare panel and painted Gloss Silver spinner.



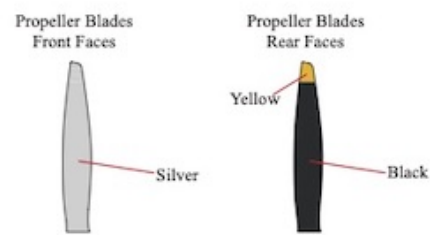
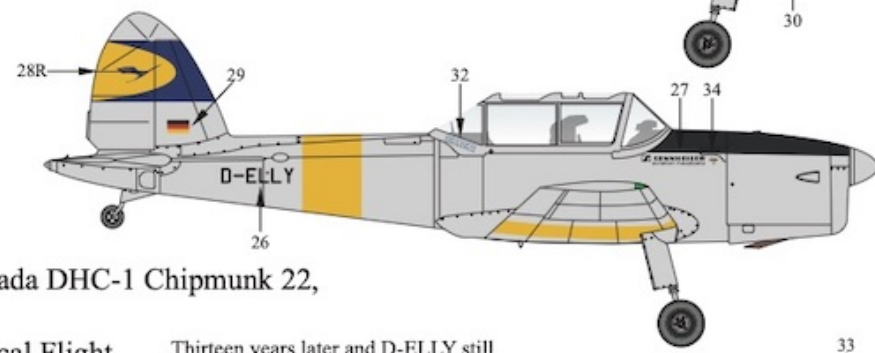
de Havilland DHC-1 Chipmunk 22(Mod),
 G-BBNB,
 seen at Amsterdam Schiphol Airport,
 Netherlands,
 August,
 1976.

G-BBNB wore a polished Metal scheme with Gloss Red wings, rudder, tailplanes, wheel gear fairings, spinner and front nose panel. The anti-glare panel was Matt Black and the cockpit framing Gloss White.



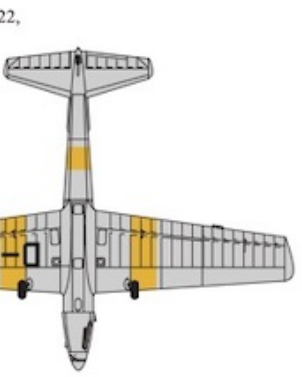

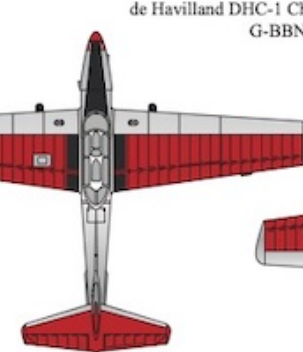
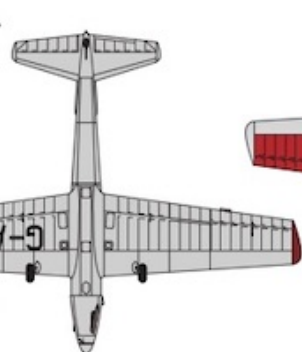

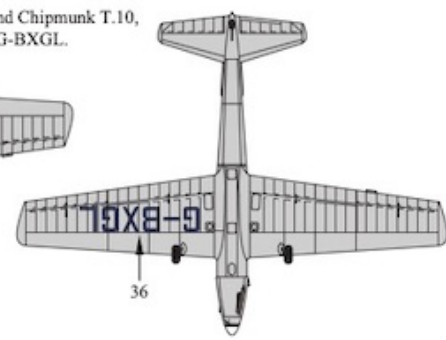
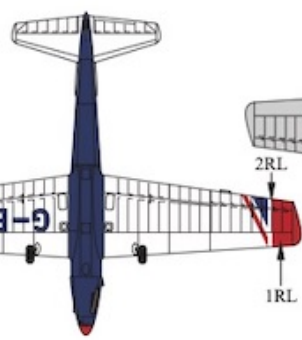
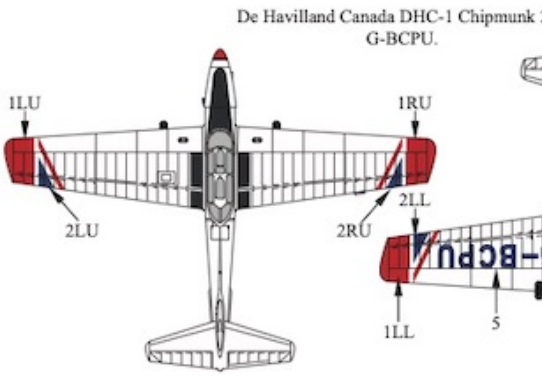
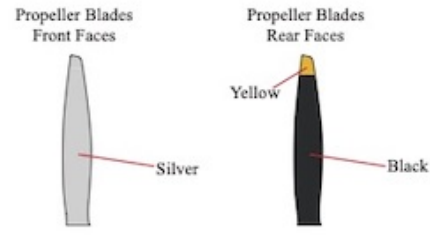

D-ELLY was an overall painted Gloss Silver colour scheme with 24" wide Yellow fuselage and wing trainer bands. The spinner was also painted Gloss Silver. The anti-glare panel was Matt Black. Note the spurious Lufthansa styled markings on the vertical fin.

de Havilland Canada DHC-1 Chipmunk 22,
 D-ELLY,
 seen at Berlin Schoenefeld,
 Germany,
 May,
 2006.



de Havilland Canada DHC-1 Chipmunk 22,
 D-ELLY,
 of QUAX Historical Flight,
 seen at Flugplatz Bienenfarm,
 Germany,
 June,
 2019.

Thirteen years later and D-ELLY still was in the original overall painted Gloss Silver colour scheme with 24" wide Yellow fuselage and wing trainer bands. The spinner was also painted Gloss Silver. The anti-glare panel was Matt Black. Note the spurious Lufthansa styled markings on the vertical fin were removed and the QUAX logo was applied under the cockpit.



Paints:
 The colours used on these aircraft can be found in the Xtracolor (prefix number with X) and Xtracrylix (prefix number with XA1) range of paints.

- Xtracolor Paints**
 X011 BS381C:356 Trainer Yellow
 X012 BS381C:642 Night Black
 X030 BS381C:110 Roundel Blue
 X031 BS381C:538 Post Office Red
 X141 Insignia White
 X501 Silver

- Xtracrylix Paint**
 XA1011 BS381C:356 Trainer Yellow
 XA1012 BS381C:642 Night Black
 XA1030 BS381C:110 Roundel Blue
 XA1031 BS381C:538 Post Office Red
 XA1141 Insignia White