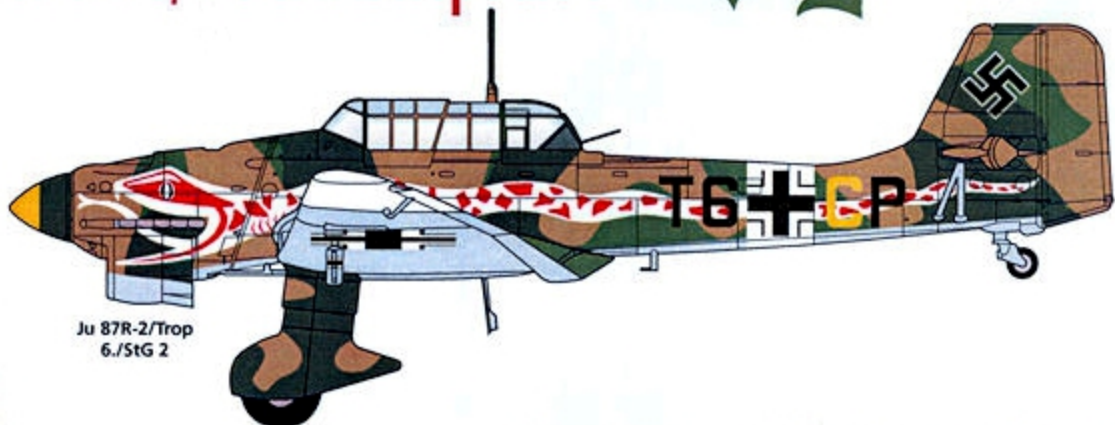



LIMITED EDITION!

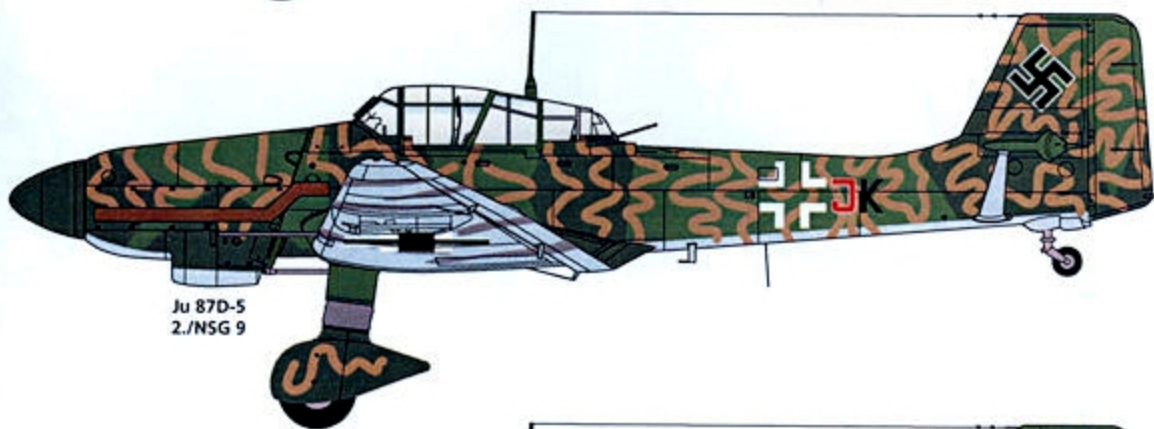
CED48224

# STUKAS!

## Ju 87D-3, D-5 & R-2/Trop Part 1



Ju 87R-2/Trop  
6./StG 2



Ju 87D-5  
2./NSG 9



Ju 87D-3  
2./NSG 2

Recommended kit:  
Hasegawa Ju 87 series

**Cutting  
Edge**

®

P.O. Box 3956  
Merrifield, VA 22116  
USA

MODELWORKS [www.meteorprod.com](http://www.meteorprod.com)

## Ju 87R-2/Trop

Hubert Polz, 6./StG 2  
Libya, August, 1941



Note armor plating

RLM 79

Original RLM 70/71

Either 'C' or 'M'—see text page for details

C

## Ju 87D-5

Fhj. Ofw. Artur Heiland & Uffz. Artur Ballok  
2./NSG 9  
Gheddi, December 1944



RLM 79?

RLM 65

Exhaust shroud

No dive brakes installed

J

## Ju 87D-3

Ofw. Toni Fink & Fw. Hans Nawroth  
2./NSG 2  
Byelorussia, May, 1944



RLM 71

RLM 70

RLM 04

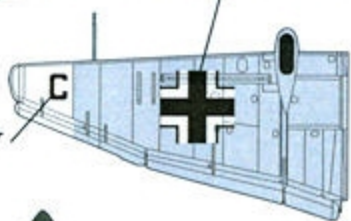
Note extra decals for dive brake

RLM 65

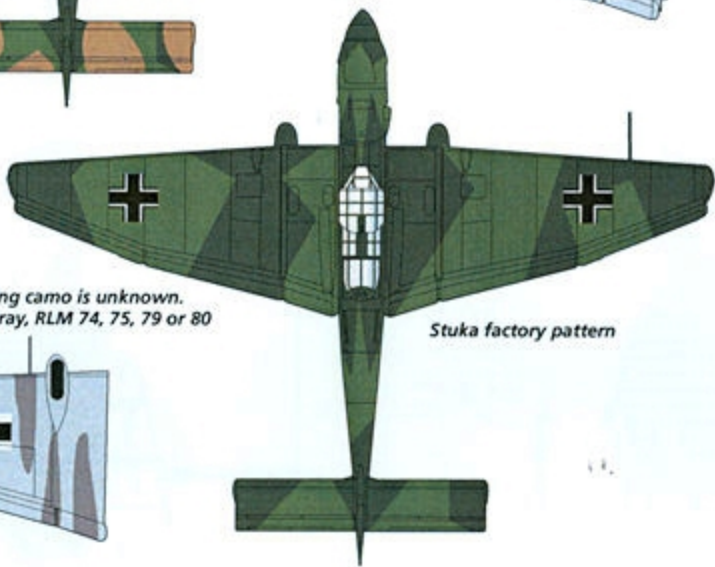
Wheel spats missing



Note extra decals for dive brake


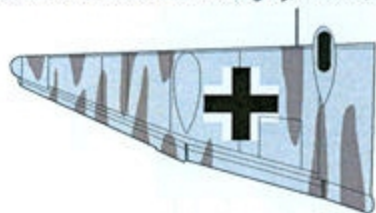


Unknown if a/c letter was on underwing



Stuka factory pattern

Color of 'tiger-stripe' underwing camo is unknown. Possibilities include field mixed gray, RLM 74, 75, 79 or 80



...available from

**Meteor**  
  
**Productions** inc.

P.O. Box 3956, Merrifield, VA 22116 USA  
 ☎ 703/971-0500 FAX 703/971-8111  
[www.meteorprod.com](http://www.meteorprod.com)

Write, call, or visit our home page to order our 120+ page catalog of decals, kits, conversions, tools, books, magazines, etc., and we'll send it to you right away!

© Cutting Edge Modelworks, 2003



## T6+?P

- It is unknown what the a/c letter for this Stuka was. Most researchers agree it was either 'C' or possibly 'M'. We have included both. Photos indicate there were at least two different Ju 87Bs with this snake painted on the side. It has been asserted elsewhere that the white color of the snake was all that was applied to the plane and the "diamonds" color was simply the background color of the underlying camouflage. This is patently incorrect, as a quick examination of the photos will show. The "diamonds" color is clearly DARKER than the underlying camouflage colors. It has also been asserted elsewhere that the "diamonds" color was a dark green; this is easily refuted by reference to the color photo that shows it was red.
- The camouflage is a random blotching of RLM 79 sprayed over the original factory RLM 70/71 with the green areas actually being the original factory scheme showing through.
- The white band under the cross is conjectural based on other aircraft from this unit.

## E8+JK (W.Nr. 140750)

- NSG 9 added a medium brown color in a squiggle pattern to its Stukas. The color looks to be similar to a very dark RLM 79 or other field mixed brown. Note the tiger stripe camo on the underwings.

## D3+HK

- Note the wheel spats have been removed.

## Applying the Decals

You probably already know all this stuff, so feel free to use your regular process; however, if you're new to aftermarket decals, here goes:

- Generally, use the Microscale Finishing System. We don't recommend extremely strong decal solvents such as Solvaset.
- Your model must have a smooth, glossy surface, as decals won't adhere well to matte surfaces. Use gloss paints or your favorite clear gloss overspray over matte or semigloss paint.
- Cut each subject out without trimming off the slight excess film (this helps the decal film disappear when dry).
- Put the decal in warm water that has a drop or two of liquid dishwashing soap or photo-flo for 10 seconds.
- When the decal will slide off the backing paper without forcing it, apply it to the proper position on your model. Slide the backing paper out from underneath.
- Gently blot off excess water and smooth out bubbles under the decal surface. If you wish, carefully brush on a mild decal softener such as Micro-Sol.
- When all decals are completely dry, gently wash off all excess decal adhesive.
- Finally, overcoat your model with a good quality gloss coat, followed by your choice of matte or eggshell clear topcoat.

## FS 595 Color Cross Reference

RLM 65	Xtracolor X202, Floquil 303245, Polly Scale 505051
RLM 70	Xtracolor X204, Floquil 303241, Polly Scale 505055, Pro Modeler 88-0043
RLM 71	Xtracolor X205, Floquil 303243, Polly Scale 505056, Pro Modeler 88-0044
RLM 78	Xtracolor X214, Floquil 303257, Polly Scale 505318
RLM 79	Xtracolor X209/224, Floquil 303253, Polly Scale 505320
RLM 80	Xtracolor X215, Floquil 303255, Polly Scale 505322

## Bibliography

Famous Airplanes of the World #11. Ju 87 Stuka. Bunrin-Do Ltd. 1988.

Ghost Bombers by Nick Beale. Classic Publications, 2001.

Special thanks to noted Luftwaffe researcher Martin Pegg for reviewing our Snake artwork!

Original photos.