

EAGLE STRIKE


48153



Part 1



F-16 ISRAELI BARAK



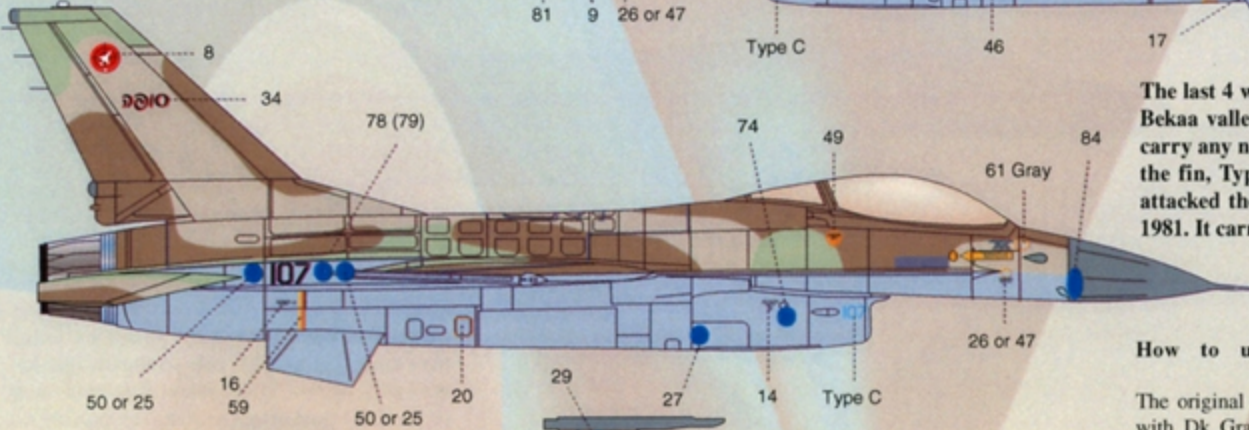
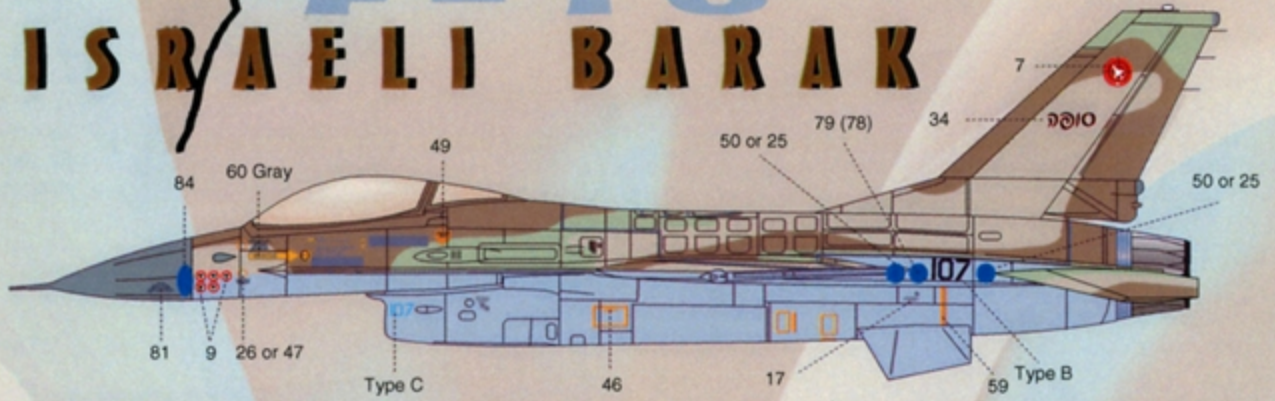
Suggested Kit: Hasegawa / Italeri F-16A/B Family.



Part 2

F-16 ISRAELI BARAK

A/C # 107 of the "First Jet Sqn." after the 82 war. All the A/C of this squadron got Hebrew names on their fins. This A/C got the name "Sufa" (Strong wind). It is one of the first four F-16s that came to Israel in 1980 (The others were 105, 008, 015). A/C # 107 is the Top-Scorer of the IAF's F-16s. It carries 5 Syrian kills. The first one was a Mi-8 Helicopter shot down on 28 April 1981. The other 4 were: 2 MiG 23, a Su-22 and a Mi-8.



The last 4 were shot down in the same dogfight over the Bekaa valley on 9 June 82. At that time the A/C didn't carry any name, and the numbers were on the middle of the fin, Type A. This A/C along with 7 other F-16A's attacked the Iraqi nuclear reactor Osirak on June 7th 1981. It carried two 2000lb Mk 84 "iron" bombs.

READ CAREFULLY

How to use the stencil & walk way decals.

The original batch of F-16's arrived in Israel camouflaged with Dk Gray Stencils. During the early '90s, these A/C were repainted and Black stencils applied to them. Red markings go with the Black stencils. Lately, they were repainted and Dk Gray stencils re-applied once again. These A/C are depicted in their current state.

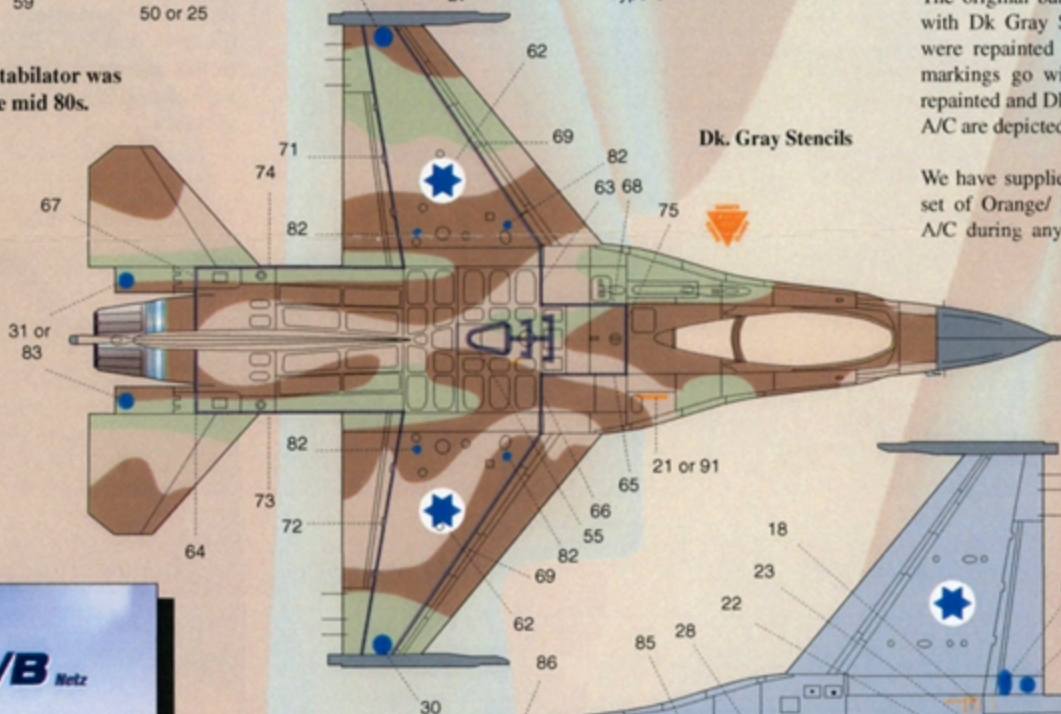
We have supplied you with one set of Black/ Red and one set of Orange/ Dk Gray stencils, to allow modelling any A/C during any time frame. To make matters worse, the latest batch of F-16's from US European stocks, came in with Lt Gray stencils, which we have not provided since they come with the kits or are available in our sheet 148-030.

Early A/C came in with short stabilators, but they have all been retrofitted with the now standard large stabs.

Notice that the short stabilator was changed during the mid 80s.

This book, written by Raanan and Yoav is highly recommended. Available through better book stores, or directly from ISRADECAL Pub. P.O. Box 5119, Kefar-saba, 44150 Israel.

All A/C on this decal set appear in this book.

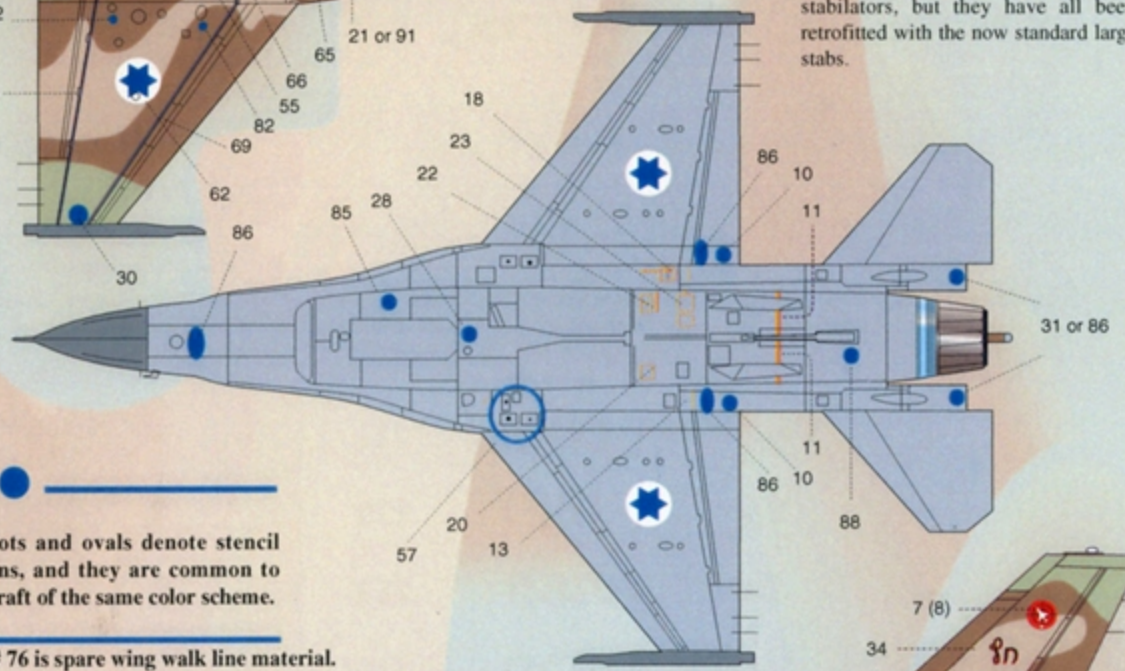


Dk. Gray Stencils

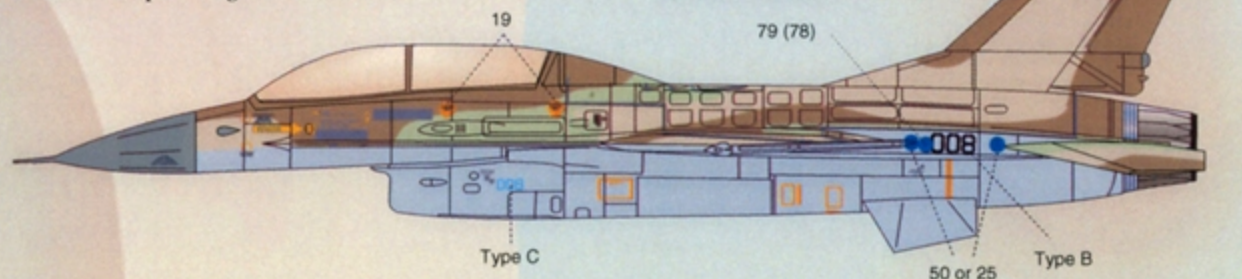


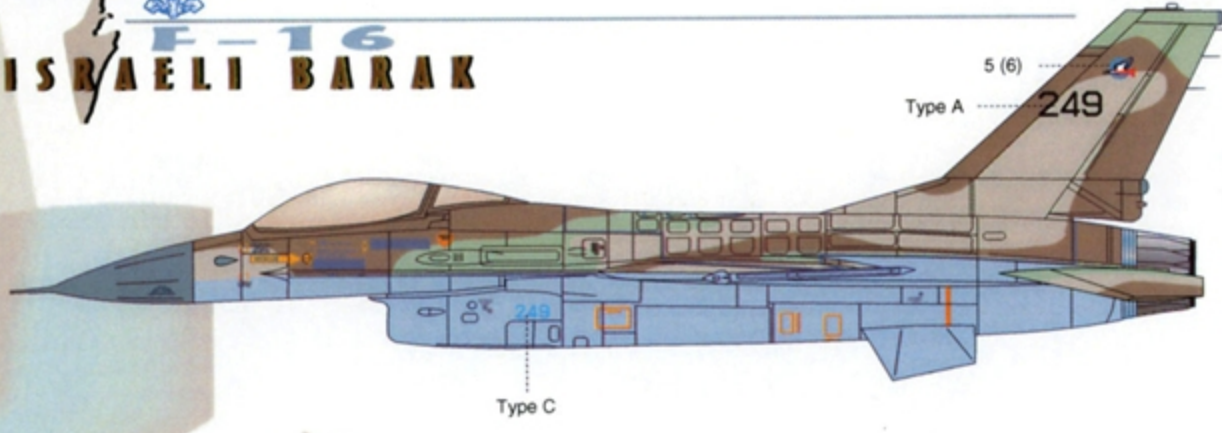
Blue dots and ovals denote stencil positions, and they are common to all aircraft of the same color scheme.

Decal # 76 is spare wing walk line material.



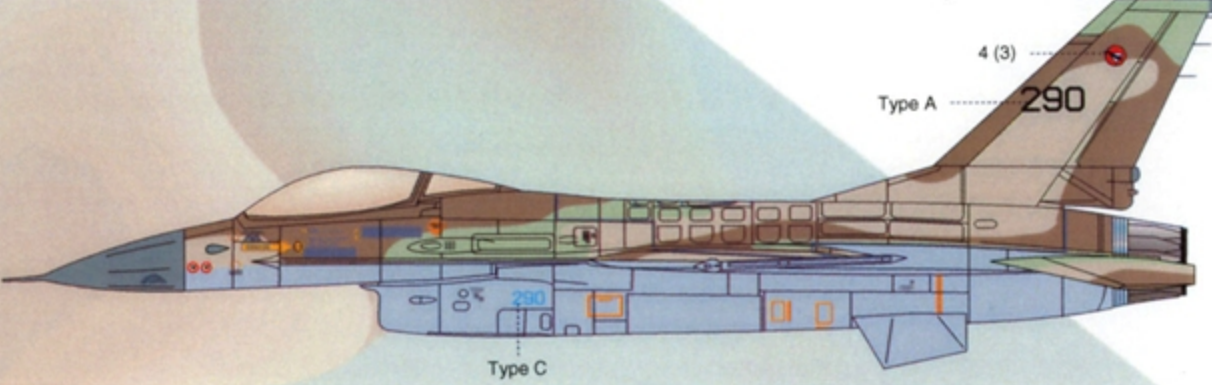
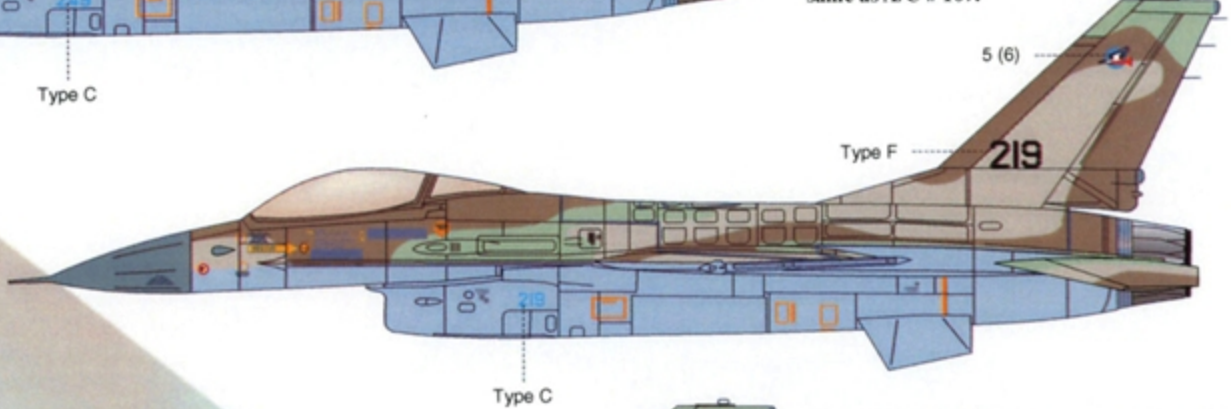
A/C # 008 of the "First Jet Sqn." named "Hets" (arrow). This F-16B is also one of the first four F-16 to arrive the IAF. The F-16Bs serve as training aircraft unlike the F-16Ds that were used as attack A/C. Stenciling same as A/C # 107.





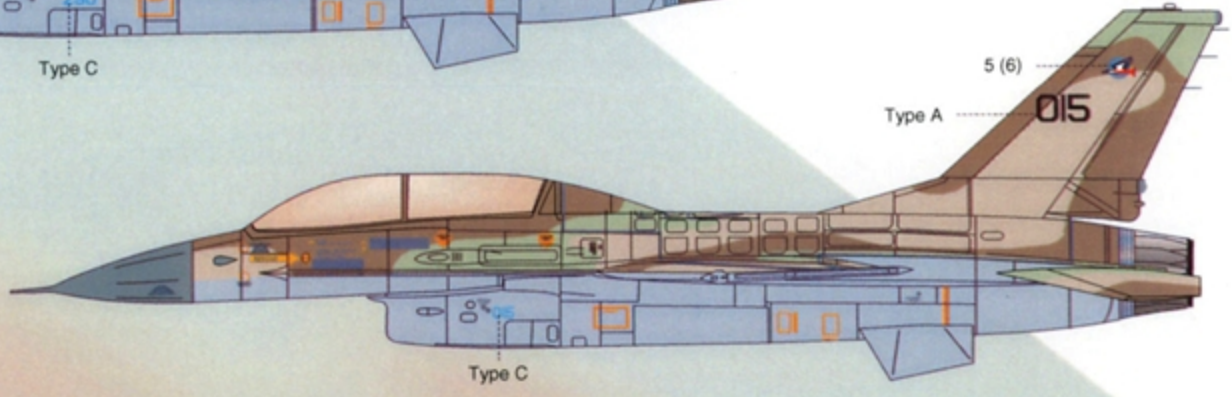
A/C # 249 of the "Knights of the North" Sqn. Some of the F-16s that attacked the Iraqi nuclear reactor, in 1981, came from this squadron. This A/C is one of those F-16s. At that time the F-16s of all the squadrons, had their numbers from Type A and placed in the middle of the fin (actually they arrived like that from the factory in the US). After the 82 war, the numbers were moved to the bottom of the fin (in this squadron) or between the wing and the stabilator, in the "First jet sqn." (See previous page). Stencils are the same as A/C # 107.

A/C # 219 of the "Knights of the North" Sqn. after the 82 war. This A/C score one Syrian MiG kill during the war. After the war the numbers were changed to Type B and placed on the bottom of the fin.



A/C # 290 of the "Negev Sqn." This is the southern most F16 squadron based on the Negev area. Because of her location, the squadron didn't have many Syrian MiG kills. However, this A/C showed 2 Syrian MiG kills and carried them just a short time after the war. The stencils are the same as A/C # 107. Later on, the numbers in this squadron changed to the Type E and were placed, like most other F-16s, at the bottom of the fin.

A/C # 015 of the "Knights of the North" sqn. The few F-16B that came in the first batch of F-16s (Total of 75 F-16A/B) were spread between the operating squadrons.



If you wish to build a different A/C of the "First Jet Sqn.", with the names on the fin, we give you a list of other A/Cs. Use the appropriated name and number. Use Type B



for the Back and Type C for the Intake. Place them according to scheme of A/C # 107. Do the same with the stenciling. All the names refer to F-16As.

Number of MiG kills	Translation to English	Name	A/C Number	Number of MiG kills	Translation to English	Name	A/C Number
1	Diamond	יהלום	111	4	Thunder	רעם	112
-	Spire	חנית	129	3	Comet	שביט	116
-	Bow	קשת	252	2	Lancer	רוחח	258
-	Sword	חרב	113	2	Venus	ננה	254
-	Shark	כריש	100	2	Harpoon	ספספ	118
-	Lightning	ברק	121	1	Protector	מאן	126
-	Blade	לחב	131	1	Sky	שחק	138

ISRAELI BARAK

Note: Due to security reasons we cannot give you the names of the pilots of these aircraft.


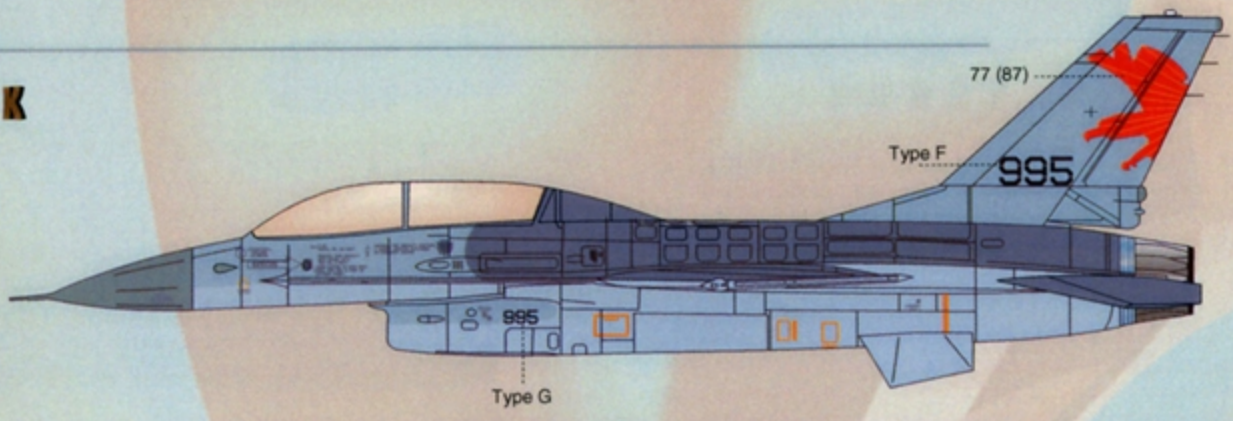
These FS numbers are only approximate colors, and not the official designation.

- Lt. Ghost Gray
FS 36375
- Dk. Ghost Gray
FS 36320
- Neutral Gray
FS 36270
- Gunship Gray
FS 36118

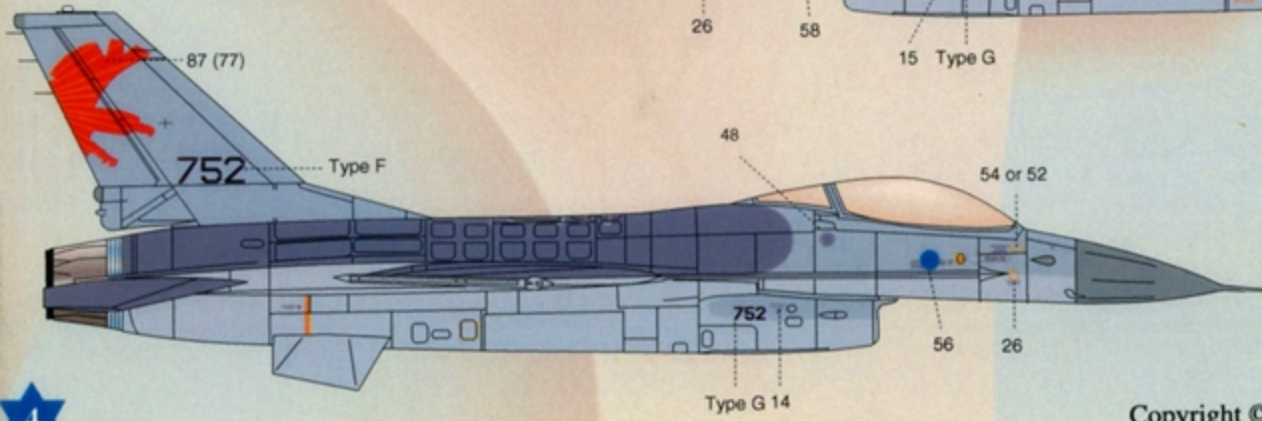
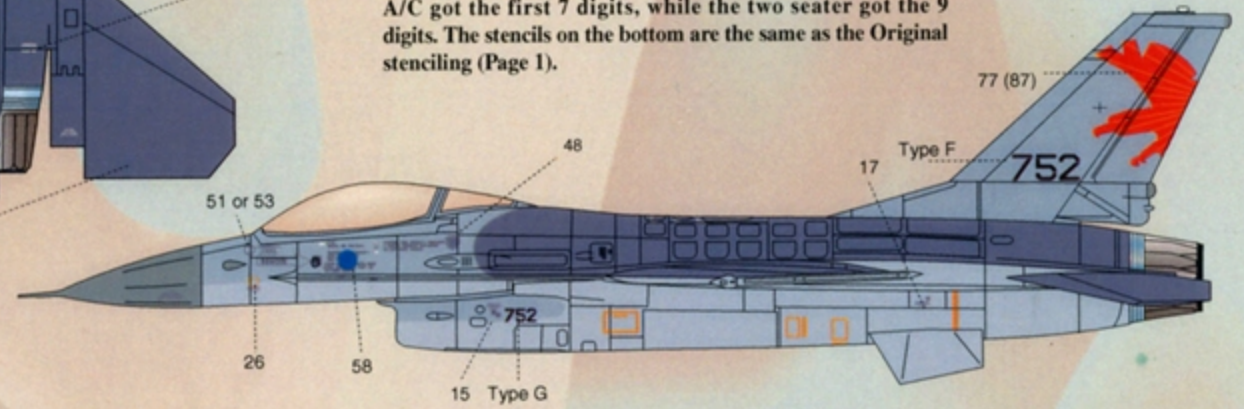
For Lt. Gray Stencils, use kit supplied decals or AMD 148-030.

These FS numbers are only approximate colors, and not the official designation.

- Sand
FS 33531
- Tan
FS 30219
- Sky Type S
FS 34424



Notice large Stabilizers



Between August 94 and January 95, the IAF got 50 ex USAF F-16s from types A and B. These A/C came from the 89th Fighter Squadron, 906th Fighter Group (AFRES), having the code letters DO, and from the 107th Fighter Squadron which belongs to the 127th Fighter Wing (ANG), carrying the code letters MI. The A/C carrying the USAF standard scheme, including Light Ghost Gray on the bottom (FS 36375) and two tone Grays on the top (FS 36270 Neutral Gray, FS 36118 Gunship Gray). The Radome is painted in Dark Ghost Gray (FS 36320). The stencils remained the same. Not all A/C carry the same stenciling. For example:

1. The RESCUE arrow in some of the A/C does not have the White background. Others do.
2. The canopy opening instruction are in Gray and have no box around, while others are in White stenciling over Gray box.
3. You can see the "Ejection Seat" triangles in Orange, Light Gray or Dark Gray. The usual kit decal is the White "Rescue arrow", Orange triangles and opening instruction in White stenciling over a Gray box. We give you the other options!

The squadron that got most of these A/C, called itself: The "Sand bird" (Phoenix) Sqn., or the "Gray Sharks". As mentioned before, the A/C remained in the same USAF scheme. All the USAF Insignias were removed and on the fin a big Red and Yellow bird was painted instead of the Squadron Insignia. Many of these A/C do not have "walk way" lines. Use decals 89 and 90 in that case.

Use Medium and Light Gray stencils and ejection seat- triangles from kit decal sheet for Ex USAF/ ANG Birds. Photos of these A/C, as well as the Israeli ones, show very little stenciling. We do not doubt it is there, it is just hardly visible. We recommend that modellers use these stencils with discretion. US F-16 stencils are available on AMD 148-030.

This A/C # 752 is one of the first A/C to arrive to this Squadron. It was an ex ANG A/C: MI, Number 79-361. The single seat A/C got the first 7 digits, while the two seater got the 9 digits. The stencils on the bottom are the same as the Original stenciling (Page 1).

Happy Modeling!

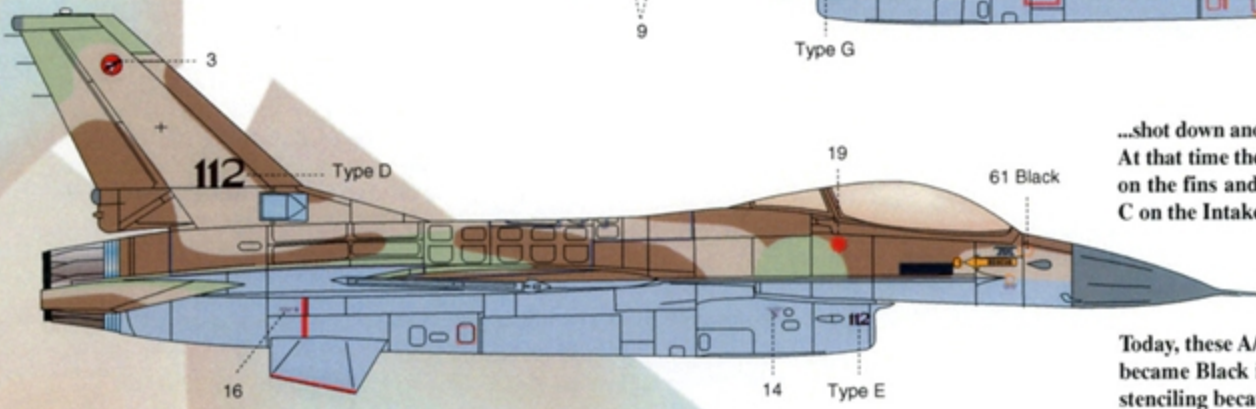
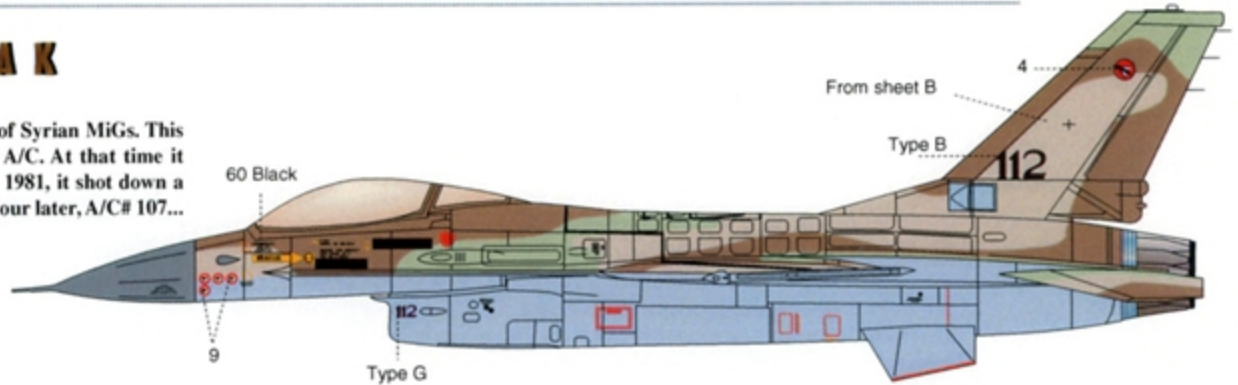
References:

1. Israeli Air Force Magazines
2. Open Skies - The Israeli Air Force: 40 Years
3. BIAF - Israeli Aviation & Space Magazine No 61.78
4. IPMS Israel Magazine - No 21/22

- Suggested Kits:**
1. Hasegawa F-16A/B
 2. Italeri F-16A/B

F-16 ISRAELI BARAK

A/C # 112 of the "Negev Sqn." carry 4 marks of Syrian MiGs. This is the First F-16 to ever shot down an enemy A/C. At that time it served with the "First Jet Sqn". In April 28th, 1981, it shot down a Mi-8 Helicopter with its M61A1 cannon. An hour later, A/C# 107...



A/C 112 shown with Black/ Red stencils as it looks today.

...shot down another Mi-8 Helicopter with an AIM-9L Sidewinder. At that time these A/C had the original gray stenciling, no names on the fins and carried Numbers Type A (on the fins) and Type C on the Intakes.

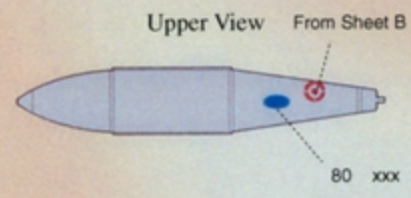
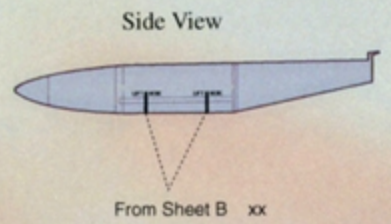
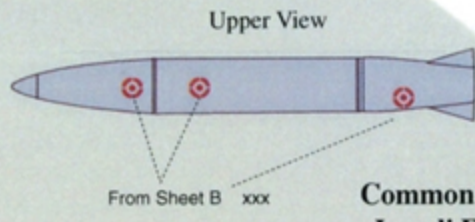
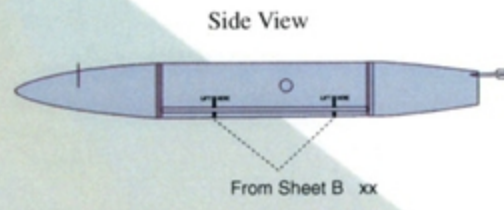

Today, these A/C do not look as they used to. The walk way lines became Black instead of Dark Gray (FS 36118). All the Orange stenciling became Red.

A/C # 010 of the "Golden Eagle" Sqn. This is also one of the few F-16B that came in the first "Peace Marble" project. Another F-16B is the # 001 of the "Negev Sqn." The F-16As got the 1,2 as the first digit while the two seaters F-16Bs got 0 as the first digit. The stencils on the F-16B are the same as the F-16As. Notice Red trimming to ventral fins of these particular A/C.

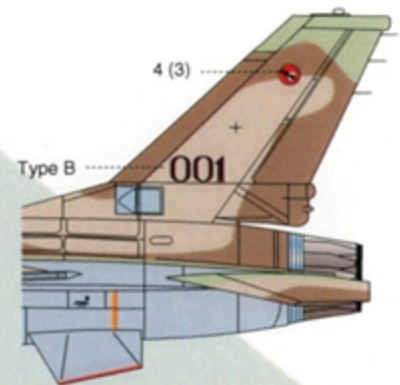
During the Mid 80s, the stabilators were replaced with the wide chord version.

Notice that Black or Grey walkway lines have the same numbers, likewise for the Red or Orange markings. Make sure you select the correct ones.

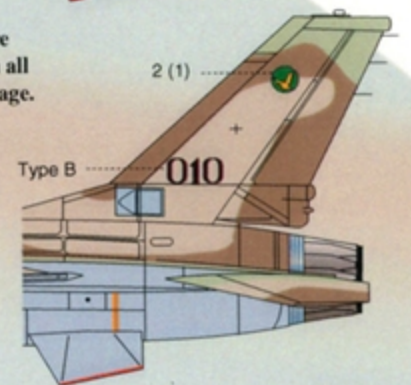
Black stencils



Common to all Israeli F-16's



Chaff/ Flare dispensers on all A/C on this page.



Our thanks to Ra'anán Weiss for the research and design of this beautiful sheet.

THANK YOU Ra'anán !!

A/C # 111 from the "Golden Eagle" sqn. This A/C carries 1 kill marking, that unfortunate A/C being a Syrian MiG. This A/C served before in the "First Jet Sqn.", and carry the name "Ya'halom" in Hebrew (Diamond) on the fin. You can see how to write it according the list on page 2 of the instructions. Today, the stencils on this A/C are like A/C # 112 (above).

