

LIMITED EDITION!

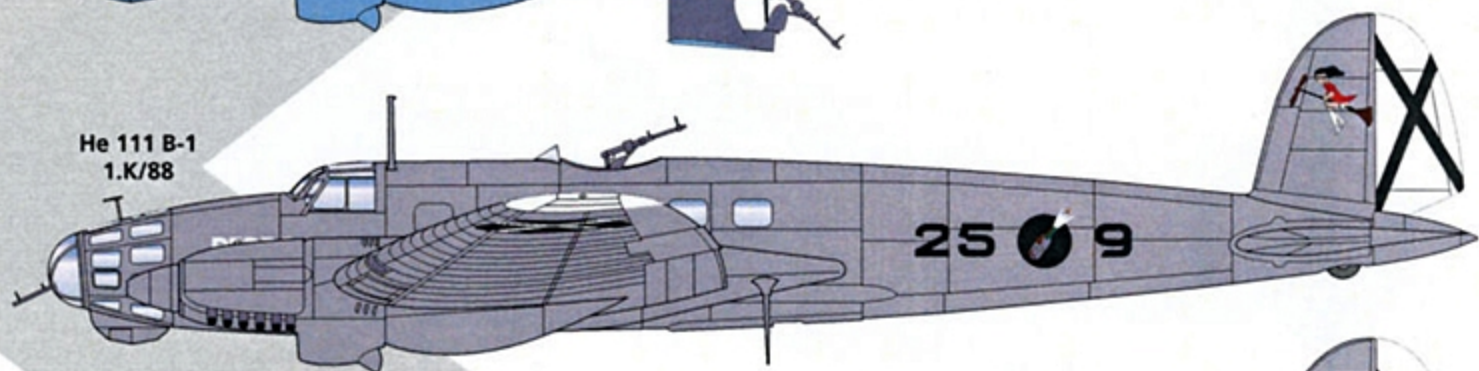
CED48238

He 111 Pedro

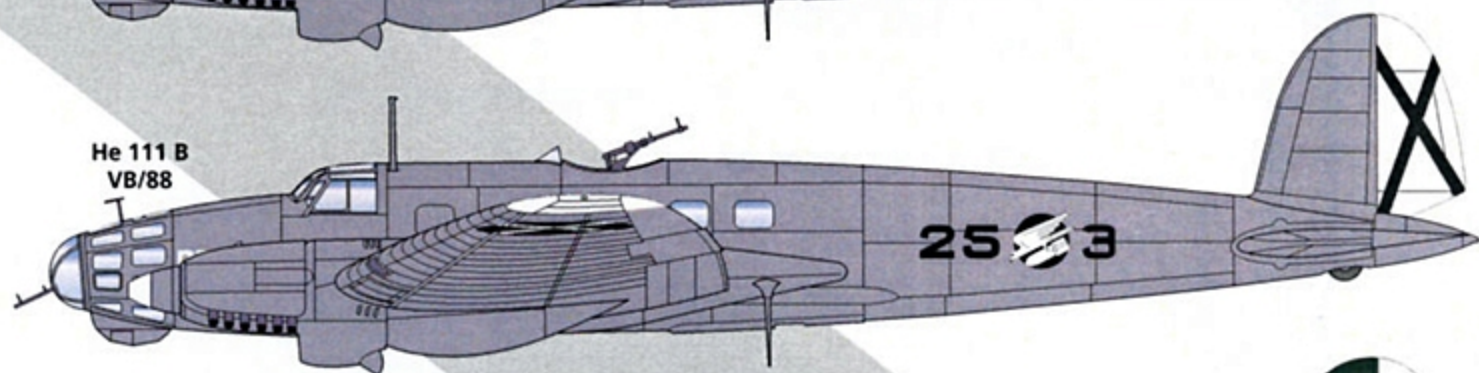
"Pencil Noses" Part 1



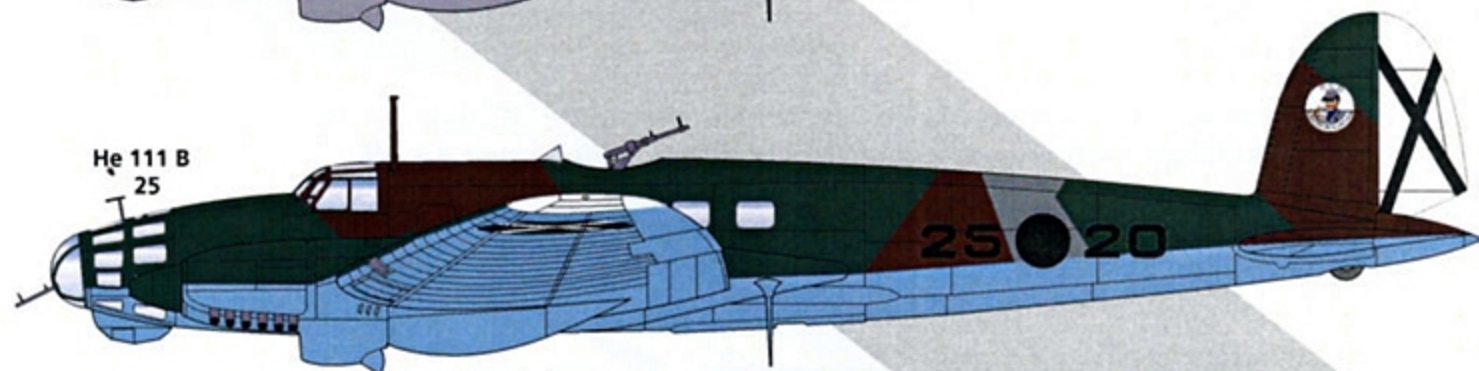
He 111 B-2
K/88



He 111 B-1
1.K/88



He 111 B
VB/88



He 111 B
25

Recommended kit:
Monogram He 111H kit with
Cutting Edge He 111B
conversion set

**Cutting
Edge**

MODELWORKS

®

P.O. Box 3956
Merrifield, VA 22116
USA

www.meteorprod.com

He 111 Pencil Noses Part 1



• One artist rendering shows a two-tone spinner (62 forward and 63 rear) but we have seen no photographic evidence for this. We have elected to show it in the 'standard' color.

He 111 B-2
K/88
Leon, Spain





PEDRO 9 art appeared on nose of aircraft

PEDRO 9

• We do not have photographic confirmation that the witch artwork was applied to the starboard fin, but application of the same (or similar) artwork on both sides of the fin was fairly standard in the LK.

He 111 B-1
1.K/88
"PEDRO 9"
Mid-Late 1937




• Pedro 9 might have had the forward portion of the spinner painted white.

• Later in its service career PEDRO 1 had an additional dark color sprayed in patches to give it a two-color upper surface.

PEDRO 1 art appeared on nose of aircraft

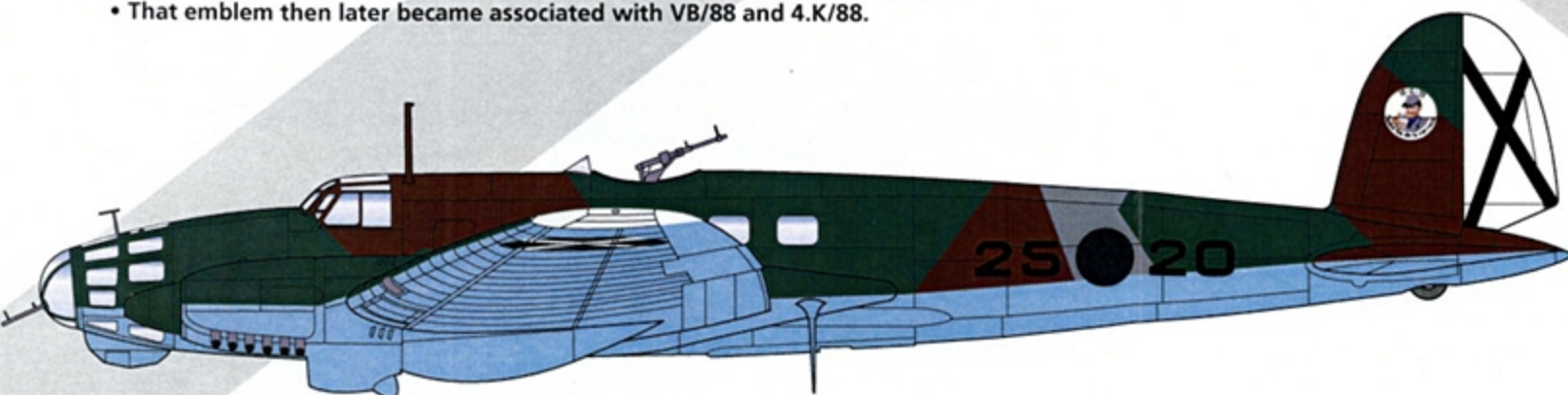
PEDRO 1


He 111 B
VB/88
"PEDRO 1"
Early 1937



• Eagle/bomb emblem may have been personal motif of Rudolf von Moreau.
• That emblem then later became associated with VB/88 and 4.K/88.

He 111 B
Grupo 25
Nationalist Air Force





...available from

Meteor

Productions
Inc.

P.O. Box 3956, Merrifield, VA 22116 USA

☎ 703/971-0500 FAX 703/971-8111

www.meteorprod.com

Write, call, or visit our home page to order our 120+ page catalog of decals, kits, conversions, tools, books, magazines, etc., and we'll send it to you right away!

© Cutting Edge Modelworks, 2003

He 111 Pencil Noses Part 1



25•43

- Please note that there are a few documented MINOR differences between the tail artwork on the left and right sides.

25•9

- This aircraft was designated PEDRO 9. The PEDRO numbers were only applied to the first 15 or 16 aircraft (CONDOR, page 178).
- While we do not have any photos of the right hand side, we believe the witch would have been repeated there as many other aircraft wore their personal artwork on both sides.

25•3

- PEDRO 1 started life with an overall gray scheme, but later had a dark color added, possibly to create a disruptive pattern. It was NOT painted in the 61/62/63/65 scheme as reported in some sources!

Applying the Decals

You probably already know all this stuff, so feel free to use your regular process; however, if you're new to aftermarket decals, here goes:

- Generally, use the Microscale Finishing System. We don't recommend extremely strong decal solvents such as Solvaset.
- Your model must have a smooth, glossy surface, as decals won't adhere well to matte surfaces. Use gloss paints or your favorite clear gloss overspray over matte or semigloss paint.
- Cut each subject out without trimming off the slight excess film (this helps the decal film disappear when dry).
- Put the decal in warm water that has a drop or two of liquid dishwashing soap or photo-flo for 10 seconds.
- When the decal will slide off the backing paper without forcing it, apply it to the proper position on your model. Slide the backing paper out from underneath.
- Gently blot off excess water and smooth out bubbles under the decal surface. If you wish, carefully brush on a mild decal softener such as Micro-Sol.
- When all decals are completely dry, gently wash off all excess decal adhesive.
- Finally, overcoat your model with a good quality gloss coat, followed by your choice of matte or eggshell clear topcoat.

FS 595 Color Cross Reference

RLM 61 Xtracolor X219, Floquil 303238, Polly Scale 505300
 RLM 62 Xtracolor X220, Floquil 303239, Polly Scale 505302
 RLM 63 Xtracolor X221, Floquil 303240, Polly Scale 505304
 RLM 65 Xtracolor X202, Floquil 303245, Polly Scale 505051

Bibliography

Aircraft Monograph #2 Heinkel He 111 by Robert Miculec. AJ Press, 1994.
 Monografie Lotnicze #12 Heinkel He 111 by Robert Miculec.
 Condor-The Luftwaffe in Spain 1936-1939 by Patrick Laureau. Hikoki Publications, 2000.
 Wings Over Spain by Emiliani Ghergo. Giorgio Apostolo Editore, 1997.