

LIMITED EDITION!

CED48256

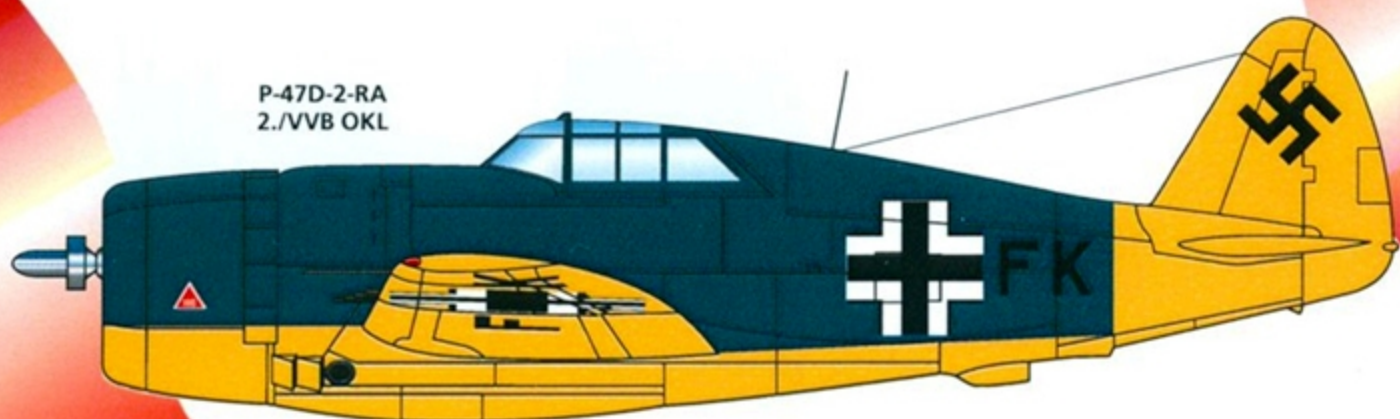
Zircus Rosarius

Special Missions Part 1

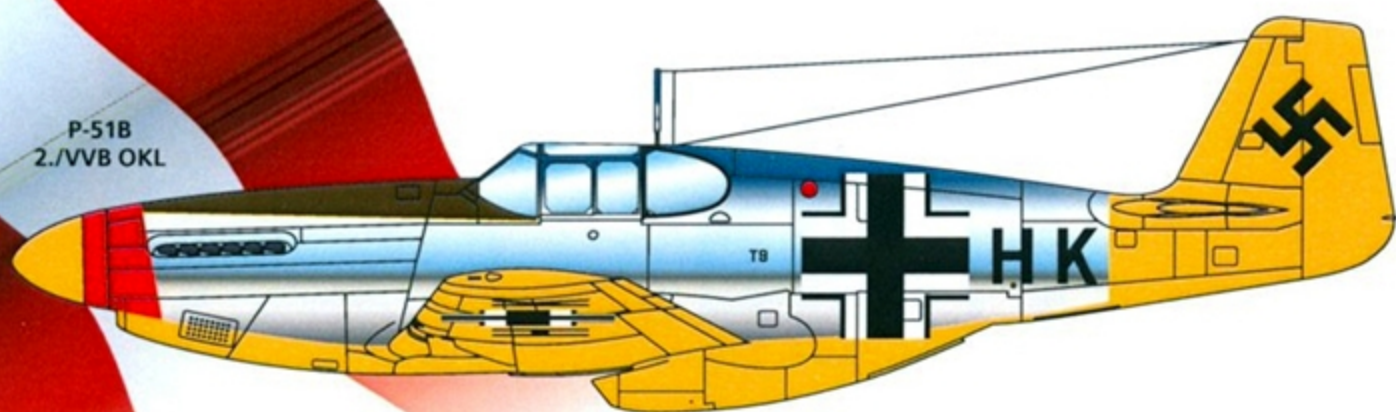
Mosquito IV B
2./VVB OKL



P-47D-2-RA
2./VVB OKL



P-51B
2./VVB OKL



Recommended kit:
Tamiya Mosquito
Tamiya P-51
Tamiya P-47D

**Cutting
Edge**

MODELWORKS

®
P.O. Box 3956
Merrifield, VA 22116
USA

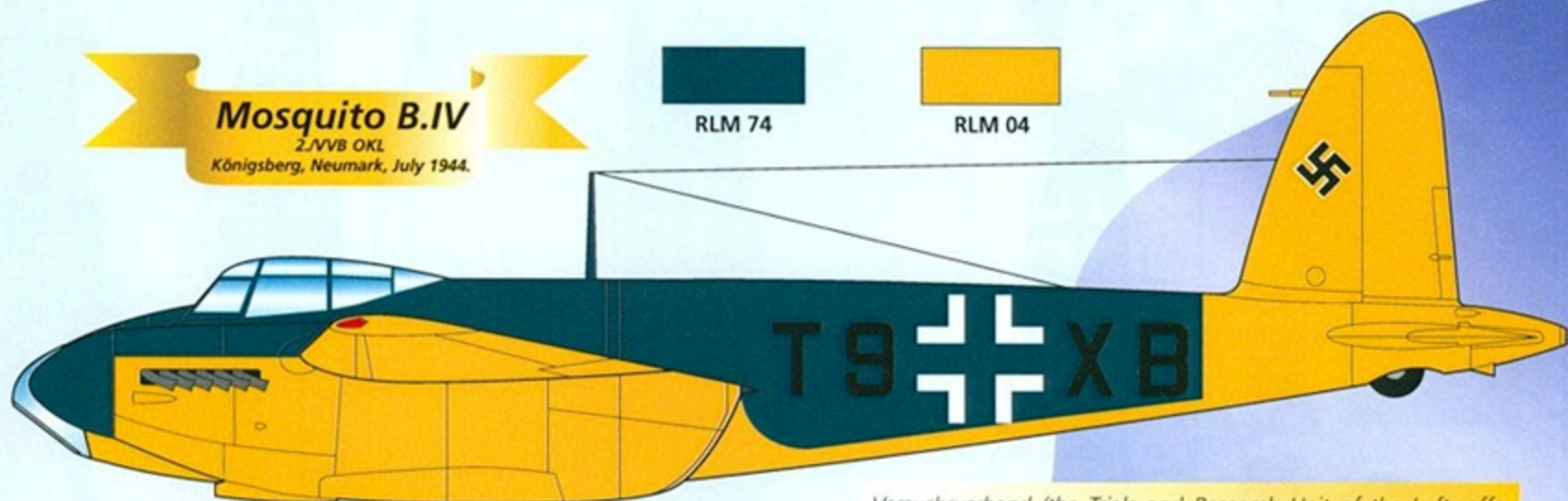
www.meteorprod.com

Mosquito B.IV

2./VVB OKL
Königsberg, Neumark, July 1944.

RLM 74

RLM 04

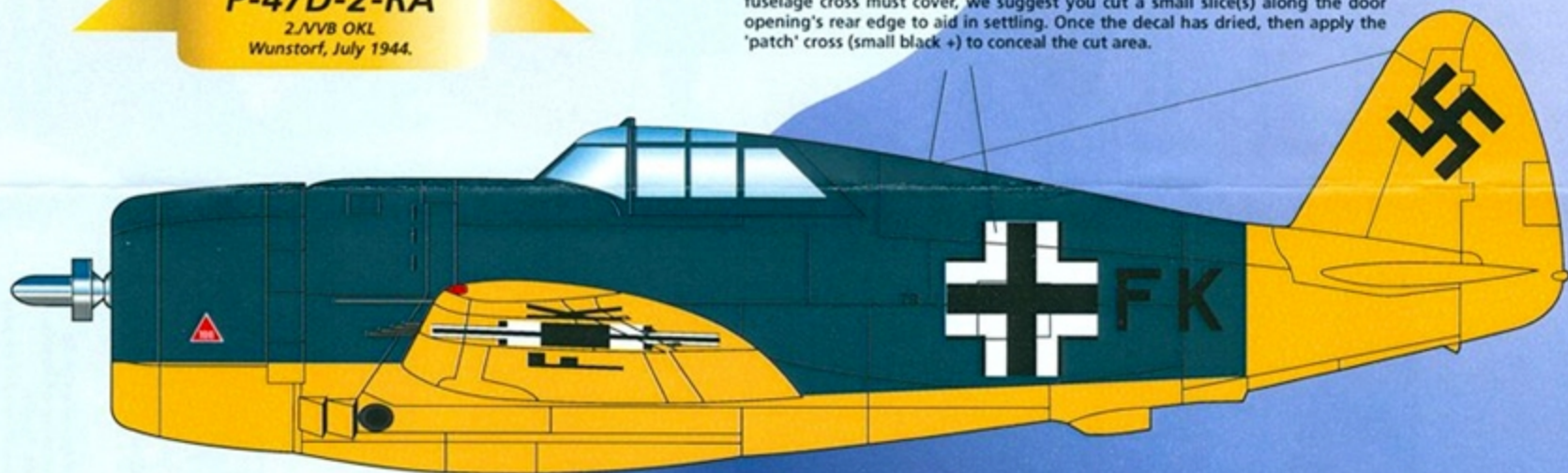


Versuchsverband (the Trials and Research Unit of the Luftwaffe High Command) flew and assessed the capabilities of captured Allied fighters, and toured these aircraft to various Luftwaffe fighter units as the "Wanderzirkus (or Beute-Zirkus) Rosarius." The aircraft tested by them included P-51s, P-38s, P-47s, Spitfires, Mosquitos and a Typhoon.

P-47D-2-RA

2./VVB OKL
Wunstorf, July 1944.

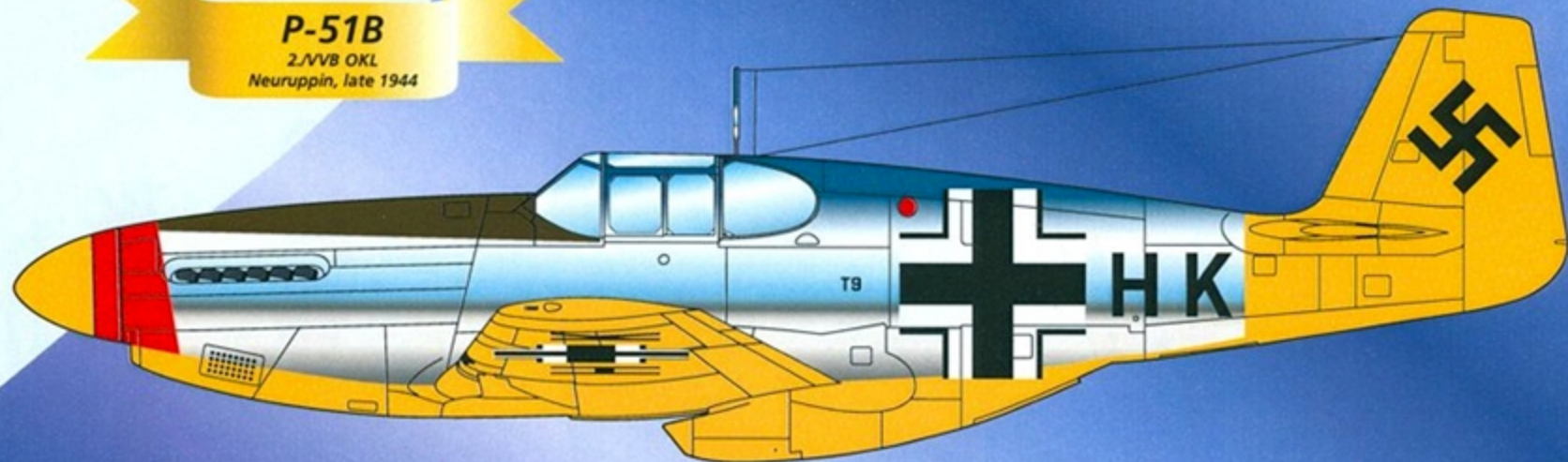
Paint the door area white before application. Due to the odd shape the fuselage cross must cover, we suggest you cut a small slice(s) along the door opening's rear edge to aid in setting. Once the decal has dried, then apply the 'patch' cross (small black +) to conceal the cut area.

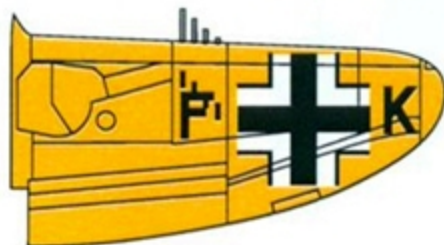




Unlike USAAF code placement, Luftwaffe codes always read left to right, so on the right side of these aircraft the 'T9' would be AFT of the cross, and the individual code letters forward of it, the exact opposite of the left side.

P-51B

2./VVB OKL
Neuruppin, late 1944





...available from

Meteor



Productions
Inc.

P.O. Box 3956, Merrifield, VA 22116 USA

☎ 703/440-8720 FAX 703/440-8724

www.meteorprod.com

Write, call, or visit our home page to order our 120+ page catalog of decals, kits, conversions, tools, books, magazines, etc., and we'll send it to you right away!

© Cutting Edge Modelworks, 2004