




# AeroMaster<sup>TM</sup> PRODUCTS

## Best Sellers

### "IMPERIAL HAYATES"

Pt. III




Suggested Kit: Hasegawa Ki-84 Hayate

**"IMPERIAL HAYATES"**

Pt. III

Ki-84Ko Hayate, 1st Hiko-Sentai, Philippines 1945. Nakajima Dk. Green with Gray/Green under surfaces. Red front cowling ring, Red and White rudder markings. Dk. Gray/Green spinner/prop assembly.



Ki-84A Hayate, 1st Fighter Regiment, 3rd Chutai, Taichun, Formosa, Summer 1945. Nakajima Dk. Green with Gray/Green under surfaces. Black anti-glare panel may not have been applied, although most other aircraft in the unit wore it. Yellow spinner and markings. Dk Gray/Green prop.



Ki-84Ko Hayate, 52nd Hiko-Sentai, 2nd Chutai, Shimodate Airfield, Ibaraki, Japan, Possibly 1945. Nakajima Dk. Green with Gray/Green under surfaces. Black anti-glare panel. Red and Dk Gray/Green spinner. White fuselage band.



Ki-84a Hayate, 520th Temporary Interception Regiment, Nakatsu Airfield, Japan, March - May, 1945. Upper surfaces IJAAF dark green, lower surfaces light gray or natural metal. Inner leading edges of wing yellow. Red spinner. Home defense bands on wings and fuselage White. If you decide to use the N.M. lowersurfaces finish, the ailerons & elevators should be Gray Green.

