



# AeroMaster<sup>TM</sup> PRODUCTS

48-772

*Blue Diamond Mustangs*  
356 F.G.

*Fancy Nose Art*

*Pt 2*



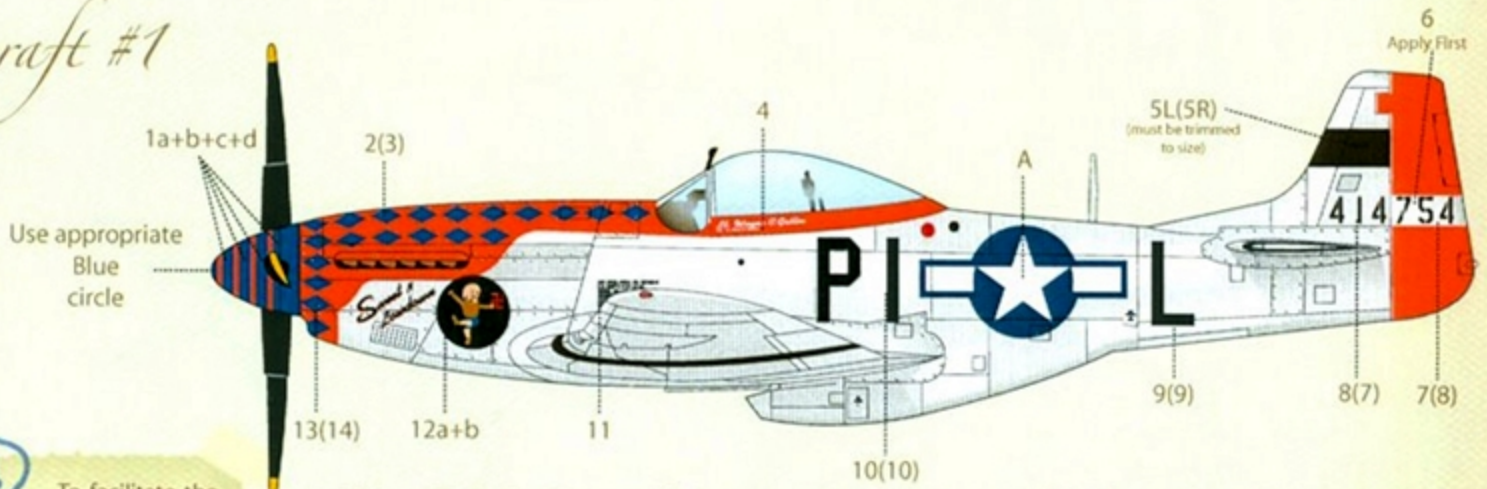
*Suggested Kit: Tamiya P51 Family*

*Fancy Nose Art*  
**Blue Diamond Mustangs**  
356 F.G.

**48-772**

*Pt 2*

*Aircraft #1*



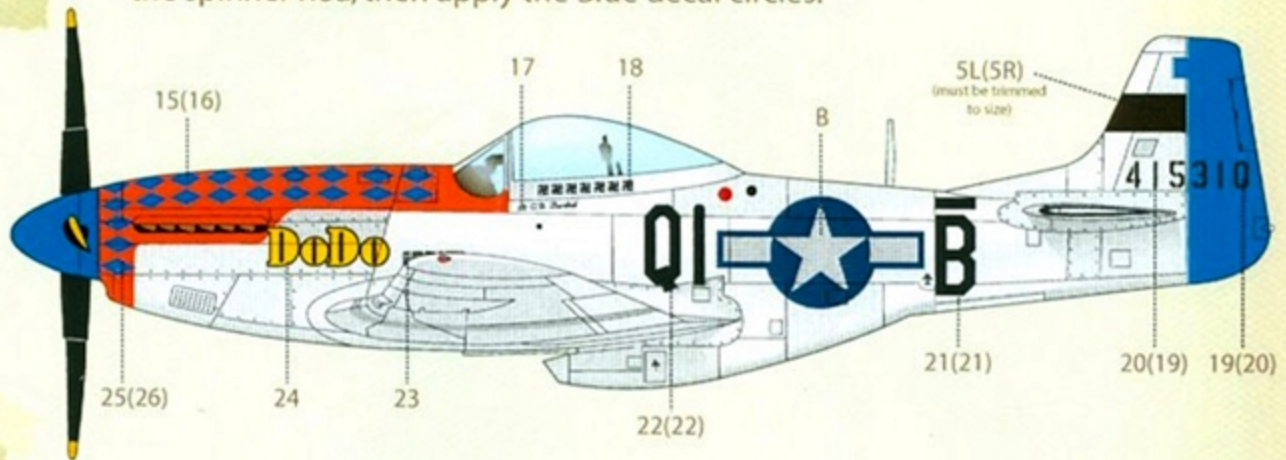
**NOTE!**

To facilitate the painting of the Red nose, we are providing you with templates. Simply transfer this template to your favorite masking material. Depending on which side you use, you can mask the Red or the Natural Metal area. Notice that all these a/c had individual styles for the Red section as well as the Diamond pattern, and it is important that you use the correct item in both instances. We hope you enjoy building these beautiful a/c. Who said that only a/c with crosses were colorful???

PI-L, a P-51D-10, named Sweet & Low Down was flown by Lt. Wayne C. Gatlin, a veteran of 56 missions. This Machine had a Red nose section, sliding canopy frame, rudder and a spiral or concentric Red rings around a Blue spinner, with the usual Sqd. diamond pattern on the nose section. Std Black ID stripes, a single German cross, the pilots name in White on the Red canopy frame, a cartoon on a Black circle with a swastika in the hands and the name Sweet & Low Down completed the decoration on this very colorful a/c. Natural metal windshield and front canopy frame.

Notice that the last 3 digits (left side) and the first 3 digits (right side) of the rudder serial number were on an unpainted section of Aluminum dope. Single horn type rear view mirror and shrouded exhaust stacks on this bird. Modeller must paint the spinner Red, then apply the Blue decal circles.

*Aircraft #2*



**COLOR SCHEME**



DoDo, the mount of Lt. Clinton D. Burdick. Lt. Burdick was one of the 5 aerial aces of the 356FS. This P-51D-15 of the 361FS/356FG certainly was a very colorful a/c with it's Blue spinner, rudder and diamonds over the Red nose section. Notice diamonds do not reach to the windshield and that the Blue color is lighter than that used on other A/C of the same group. Seven reversed swastikas show on the canopy frame, as well as the Black bar on top of the a/c ID letter, in this case B. The bar above or below this individual a/c call letter means that there was another a/c in the Sqd. at the time with the same call sign.

Grayed out fuselage insignia and possibly, but not sure about those on the wings, were part of DoDo while flying some or all of its 54 missions. Shrouded exhausts and no rear view mirrors on this a/c. You can build DoDo with or without wing ID stripes your choice.

