



Guatemala
(11 versions)



Bolivia
(3 versions)



Haiti
(1 version)



El Gato Rápido
(1 version)





1
North American F-51D Mustang
"Los Machitos/Los Piratas/Los Cofres" Aerobatic Air Team
Fuerza Aérea Guatemalteca
1957-1958



Check white tail.

In 1957, the FAG Mustangs' aerobatic team was named "Los Piratas (The Pirates)" or "Los Cofres" (The Chests).

312
Destroyed in accident
September 1957



321
Capt. A. "Yett" Batres



Check white tail.

315 s/n 44-77902
Lt. Col. J.L. "Satan" Lemus



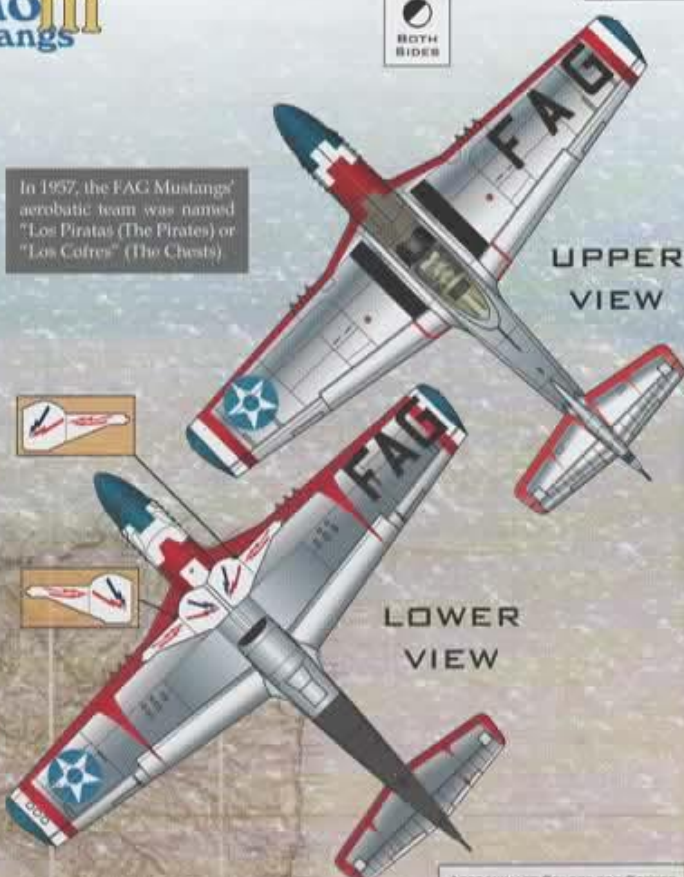
Evidence suggests that the Cofres wore A/Cs 303, 306, 312, 315, 321, 330 & 342

According with our references, Cofre 315 had the nose colors inverted and propellers with the midspan section in natural metal.

APPROXIMATE COLORS FOR COFRES

	Aluminum
	FS 31350 Red
	FS 35053 Blue
	Matt Black
	Olive Drab Anti-gloss
	White

Check your references



UPPER
VIEW

LOWER
VIEW



2
North American P-51D Mustang
Fuerza Aérea Guatemalteca
Cerca 1956



This A/C depicts early FAG Mustangs with a white lightning (1956), and perhaps was the inspiration for the red lightning of The FAG Mustangs starts to wear during the end of 1958.

3
North American P-51D Mustang
Col. Luis Urrutia
Fuerza Aérea Guatemalteca
Last quarter 1958



At the end of 1958, the FAG Mustangs were painted with a red lightning. All the FAG Mustang squadrons were painted in this scheme. Thirty A/Cs from numbers between 300 to 381. FAG Mustangs 309 & 312 that could not be painted in this scheme were 309 & 312 because both were destroyed in an accident in September, 1957.

APPROXIMATE COLORS FOR FAG MUSTANGS "RAYO BLANCO"

	Natural Aluminum		Matt Black		White		FS 31350 Red
--	------------------	--	------------	--	-------	--	--------------

Check your references

APPROXIMATE COLORS FOR FAG 300

	Natural Aluminum		Matt Black		FS 31350 Red		Olive Drab Anti-gloss
--	------------------	--	------------	--	--------------	--	-----------------------

Check your references



**North American P-51D Mustang
FAG 342**
Fuerza Aérea Guatemalteca
Operación Drake
Last quarter 1958-1959



APPROXIMATE COLORS FOR FAG 342

- Natural Aluminum
- Matt Black
- FS 31350 Red
- Olive Drab Anti-gloss

Check your references

Operación Drake was the name given to a military plan of Guatemala, activated in December 30th, 1958, to use the Fuerza Aérea Guatemalteca to shoot down Mexican pirate shrimp boats, fishing in the new 22.2 km (12 miles) of Guatemala's territorial sea. In December 31th, 1958, at 7:27 AM, a *Cesma 180* and a FAG C-47, watched around 8 pirate ships with no flags nor plates, fishing at 1.5-2 miles of the coasts of *Champerica, Guatemala*. During half hour, the C-180 618 warned the fishing boats to retire or will be shoot down, but the ships ignored those warnings. At 8:40 AM, two P-51D Mustangs attacked the ship, resulting in the death of 3 fishermen, 14 casualties, and 10 arrested. This event caused a diplomatic conflict between Mexico and Guatemala that ended in a diplomatic arrangement in September 15th, 1959. Four FAG Mustangs participated in *Operation Drake*, but only A/Cs 315, 321 & 342 have been confirmed.



**North American F-51D Mustang
FAG-366 s/n 44-74452**
Aerobatic Air Team
Fuerza Aérea Guatemalteca
December 1971-January 1972



The camouflaged aerobatic FAG Mustangs were numbered from 1 to 7, only the first 6 were F-51D Mustangs, number 7 was a TF-51 Mustang two-seater.

APPROXIMATE COLORS FOR AEROBATIC FAG

- FS 34151 Interior Green
- FS 33446 Sand
- 50% FS 34151 + 50% FS 33446
- FS 16473 Light gray Undercoat
- FS 33655 Yellow

To give this A/C a weathering look, add 10% white to all the colors, except yellow.

Check your references



366 s/n 44-75452
Tte. Ernesto Mollinas Armas



**North American F-51D Mustang
360 "Cuervo" & 366 "Halcon"**
Fuerza Aérea Guatemalteca
Circa mid 1960s

360 s/n 44-74545
Tte. Victor Manuel Barrios



APPROXIMATE COLORS FOR ALUMINUM FAG MUSTANG

- FS 36495 Light Gray
- Matt Black
- FS 14187 Green
- FS 12197 International Orange

Check your references

During mid 1960s, The FAG created three mixed air groups: The Halcones (falcons, green spinner), the Cuervos (crows, orange spinner) and the Gavilanes (sparrows, blue spinner)



North American F-51D Mustang
FAG 315 CN, 44-74902
Col. Octavio Zea Carrascosa
Escuadrón de Caza
La Aurora AB
1963

7

SI VIS PACEM PARA BELUM
OPTIONAL



In a previous Aztec Models' decal (012), we suggested that the art of FAG 315 represents one of the prehispanic deities named *Bacab*, the Bacab were the four children of the gods *Itzamna* and *Itchebetya*, and were placed in the four corners of the world so the sky didn't fall, until the Deluge happened, and they were free of their responsibility. Their names were Cantzicnal (White, North), Hosan-ek (Yellow, South), Hobnail (Red, East), Zac-cimi (Black, West), and are associated with the four *Chuncks* (gods of rain) and the four *Pmaltum* (gods of wind); it could be also a mix of the representations of the mayan god *Chaac* (god of rain) and an unnamed mayan god of wind (some say this god is *Kukulkan*, but there is no evidence that is him, specially because *Kukulkan/Quetzalcoatl* was a very well know deity in all Mesoamerica).



APPROXIMATE COLORS FOR FAG MUSTANGS BACAB

- Natural Aluminum*
 - Painted Aluminum*
 - Matt Black
 - Check your references
- *Check Aluminum Paint guide

North American P-51D Mustang
Fuerza Aérea Boliviana
MAP "Peace Condor"
April 14th, 2010

8



FAB 511



FAB 504

BB

Between 1967 and 1972, the USAF batched remanufactured Mustangs to different South American and Asian air forces.

Bolivia received seven Mustangs and two TF-51 under the Military Assistance Program "Peace Condor"



FAB 511

APPROXIMATE COLORS FOR FAB N.A. MUSTANG

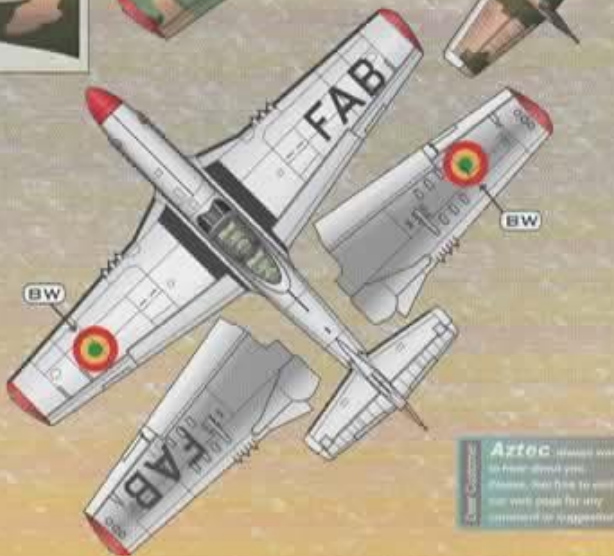
- FS 30219 Tan
- FS 34056 Black
- FS 36495 Underbody
- FS 34138 Green
- Matt Black
- Wings attack
- FS 31350 Red
- FS 34241 Green
- Aluminum
- Stabilizers edge
- Leading edge
- Check your references



FAB 520

9

Cavalier F-51D Mustang
Fuerza Aérea Boliviana
MAP "Peace Condor"
Circa 1968



APPROXIMATE COLORS FOR FAB CAVALIER MUSTANG

- FS 36495 Light Gray
- FS 31350 Red
- Matt Black
- Wings attack
- Check your references

Aztec always want to hear about you. Please, feel free to send me your page for any comment or suggestion.




North American F-51D Mustang
Haitian Air Corps
Circa 1950s

10

APPROXIMATE COLORS FOR HAC MUSTANGS

FS 36628	Light Arctic Gray	Olive Drab	FS 31350 Red
----------	-------------------	------------	--------------

Check your references



Haiti received four or six Mustangs (info varies) in 1950; they were retired between 1973-1974, and sold for spares to the Dominican Republic. Evidence shows they carried tanks from N.A. F-86 Sabre.



North American P-51D Mustang
USAAF 44-26139
"EL GATO RAPIDO"
Will Martin
February 20, 1975-June 23, 1990



APPROXIMATE COLORS FOR EL GATO RAPIDO

White	Matt Black
FS 35180	FS 31350 Red

Check your references



El Gato Rapido arrived in Nicaragua in November, 1954, as part of a group of 25 Mustangs acquired from the Royal Swedish AF. In April 1963, Will Martin arrived in Nicaragua and bought 21 on the Nica Mustangs. During its travel, *El Gato* crashed in Veracruz, Mexico, and was confiscated by the Mexican Air Force. Will Martin tried for years to recover his Mustang, until it could get it back, finally arriving to Chicago in September 3, 1972. Will Martin could assemble *El Gato* again, making its first flight in 1975. Unluckily *El Gato* crashed during an Air Show in Abilene, Texas, in 1990.

AztecModels WANTS TO THANKS
THE NEXT PEOPLE FOR THEIR HELP IN
THE INVESTIGATION FOR THIS PROJECT.

Edwin Rodriguez
Juan Carlos Porcela
Luis José Galvez Roy

References:

- North American F-51 Mustangs. Dienst, John & Hagedorn, Dan.
- Aerofax Datagraph 1, USA, 1985
- Central American and Caribbean Air Forces. Hagedorn, Dan
- Air Britain LTD, 1993.
- Latin-American Military Aviation. Andrade, John M
- Midland Counties Po, England, 1982.
- N.A. F-51 Mustangs in Latin American AF Service. Hagedorn, Dan.
- Photographic Collection of Aldo Flores. Aztec Models. México, 2006-2020.

Federal Standard Suggested Colors

Federal Standard	Name	Model Master/Testor	Humbrol	Tamiya
12197	International Orange	2022	-	-
14187	-	2028	-	-
16473	Aircraft Gray	1731	146	XF20
30219	Tan	1742	29/118/119	XF52
31350	Red	1550/2753	60	XF07
33446	Sand	-	-	-
33655	-	-	-	-
34056	-	-	-	-
34138	Green	-	-	-
34151	Interior Green	1715	151	-
35053	-	-	-	-
35180	-	-	-	-
36628	Light Arctic Gray	-	-	-
36495	Light Gray	1732	147	XF14
37778	-	-	-	-



1 North American F-51D Mustang

"Los Machitos / Los Cofres"

Fuerza Aérea Guatemalteca

Colors: Aluminum for fuselage; White for the white parts in nose, wings and the cover panels of wing's wheels and parts of fuselage; FS 31350 for red elements (help you using the vinyl masks); FS 35053 for blue elements (help you using the vinyl masks); Matt Black for propellers, frontal windshield, anti-glare, (optional) part of tail's boom underside; Yellow for propellers' tips.

NOTES:

1) Our sources confirm that initially the Cofres were painted all in white, but maybe due the quality of the local paints or weather factors, the white paint faded. tha's why some Cofres appear with parts painted in white and others in aluminum (as you can see in A/Cs 303 & 321), so is open to you how you want to paint them.

2) We found in the graphic evidence we have that how much Matt Black is used in tail's boom lower part can vary from none, to all the boom, so check your references, also, the Matt Black never covers the rudder's flag.

3) Most of FAG Mustangs had its propellers painted in Black with Yellow tips, but according with some sources, FAG 315 had the propeller painted base Black, middle part in Aluminum, and Yellow tips.

Decals: Acrobatic Team's badge in two positions; Lightnings in two positions; Roundels in two positions; FAG in two positions; A/C number in two positions.

NOTES:

1) We have included two pairs of badges with inverted colors, because even when we are sure the right colors are the ones showed in the instructive, is hard to say due the lack of good references, and in B/W photos, the red and blue used to paint the Cofres can look very similar, depending of the photo.

2) How much the FAG letters must be separated can vary from machine to machine, and even in the same A/C, the separation of the letters in the upper right wing could be different from those on the lower left wing, so we leave it to your consideration.

2 North American F-51D Mustang

White Lightning

Fuerza Aérea Guatemalteca

Colors: Aluminum overall; white for nose and thunderbolt (help you using the vinyl masks); Red for wings' tips and lower edge of lightning (help you using the vinyl masks); Matt Black for Antiglare, windshield, propellers, part of the spine, boom cutted band and tail's tip.

3 North American F-51D Mustang

Fuerza Aérea Guatemalteca

Colors: Aluminum overall; Red for nose, wing's tips and thunderbolt (help you using the vinyl masks); Olive Drab for Anti-Glare; Matt Black for Antiglare, windshield and part of tail's boom underside; Yellow for propellers' tips; White for upper edge of thunderbolt in contact with matt black color (help you using the vinyl masks and decal).

Decals: Roundel in two positions; FAG in two positions; Big 342 in two positions; Small 342 in two positions.

NOTE: Other FAG Drake Mustangs that can be built are: 306, 315 and 330.

4 North American F-51D Mustang

OPERACION DRAKE

Fuerza Aérea Guatemalteca

Colors: Aluminum overall; Red for nose, wing's tips and thunderbolt (help you using the vinyl masks); Olive Drab for Anti-Glare; Matt Black for Antiglare, windshield and part of tail's boom underside; Yellow for propellers' tips; White for upper edge of thunderbolt in contact with matt black color (help you using the vinyl masks and decal).

Decals: Roundel in two positions; FAG in two positions; Big 342 in two positions; Small 342 in two positions.

NOTE: Only FAG 342 has the archer cat art, and only in the right side.

5 North American F-51D Mustang

Aerobatic Air team

Fuerza Aérea Guatemalteca

Colors: FS 34151 for medium green spots; FS 33446 for sand spots; FS 34151 + FS 33446 for light green spots; FS 16673 underside; FS 33655 for yellow (fin, wings' tips, nose, antenna's tip and propeller's tips, Matt Black for propellers.

Decals: Small roundel on left wing only; Small FAG on right wing only; Big Roundel under right wing only; Big FAG under left wing only; Big 1 in two positions.

NOTE: We have added a number 7 too so you can built Aerobatic FAG 7 in any of the two versions, but remember that FAG 7 is a TF-51 twin-seater.

6 North American F-51D Mustang

Fuerza Aérea Guatemalteca

Colors for 366 "Halcon": Aluminum overall; Matt Black for Antiglare, windshield, propellers, and wing's walkers; Yellow for propellers' tips; FS 14167 for spinner.

Decals for 366 "Halcon": Roundel in two positions; FAG in two positions; Big 366 in two positions; Blue lightning in two positions; Halcon in two positions.

Colors for 360 "Cuervo": Aluminum overall; Matt Black for Antiglare, windshield, propellers, and wing's walkers; Yellow for propellers' tips; FS 12197 for spinner.

Decals for 366 "Cuervo": Roundel in two positions; FAG in two positions; Big 360 in two positions; Cuervo in two positions.

7 North American F-51D Mustang

Bacab

Fuerza Aérea Guatemalteca

Colors: Aluminum overall; Matt Black for Antiglare, windshield, propellers, and wing's walkers; Yellow for propellers' tips.

Decals: Roundel in two positions; FAG in two positions; Big 315 in two positions; Bacab in two positions.

8 North American P-51D Mustang

MAP "Peace Condor"

Fuerza Aérea Boliviana

Colors camouflaged version: FS 30219 for tan spots; FS 34102 for medium green spots; FS 34056 for dark green spots; FS 31350 for nose and wing's tip; Matt Black for wings' attack and rear half of nose; Yellow for propeller's tips, Aluminum for stabilizer's attacks; FS 36495 for underside.

Decals camouflaged version: Shark Mouth in two positions; Eyes in two positions; Badge in two positions; FAB III in two positions; Flag in two positions.

Colors aluminum version: Aluminum overall; FS 31350 for nose and wing's tip; Matt Black for wings' attack and rear half of nose; Yellow for propeller's tips.

Decals aluminum version: Shark Mouth in two positions; Eyes in two positions; BB roundel in two positions; BW Roundel in two positions (over left wing and under right wing); Big FAB in two positions (opposite to BW Roundel); FAB + AC number in two positions.

9 Cavalier F-51D Mustang

MAP "Peace Condor"

Fuerza Aérea Boliviana

Colors Gray version: FS Light Gray overall; FS 31350 for nose and wing's tip; Matt Black for propeller, wings, fin and stabilizers' attack; Yellow for propeller's tips.

Decals Gray version: Shark Mouth in two positions; Eyes in two positions; BB roundel in two positions; BW Roundel in two positions (over left wing and under right wing); Big FAB in two positions (opposite to BW Roundel); FAB + AC number in two positions.

10 North American F-51D Mustang

Haitian Air Corps

Colors: FS36628 overall; Matt Black for radar; Yellow for propellers' tips; Red for wings/stabilizers/fin's tip, nose, tank's nose and fins.

Decals: Roundels in four positions; 826 in two positions.

11 North American P-51D Mustang

EL GATO RAPIDO

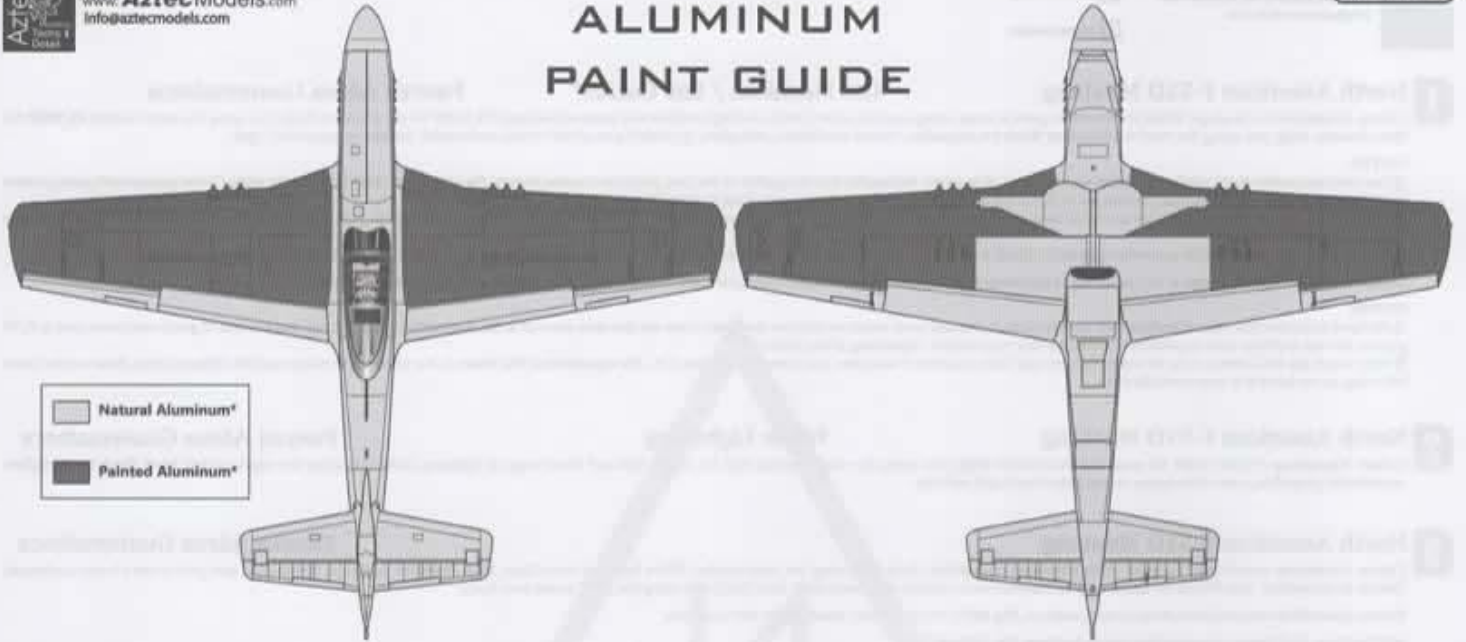
Will Martin

Colors: White overall and propeller's outside half; FS 35180 for right wing's tip; Matt Black for nose, part of tail's boom underside and propeller's inside half.

Decals: Costa Rica's coat of arms in two positions; Squadron badge in two positions; "EL GATO RAPIDO" in two positions; WWMARTIN in two positions; Rescue arrow in right side; N 12700 in two positions; LIMITED in two positions.



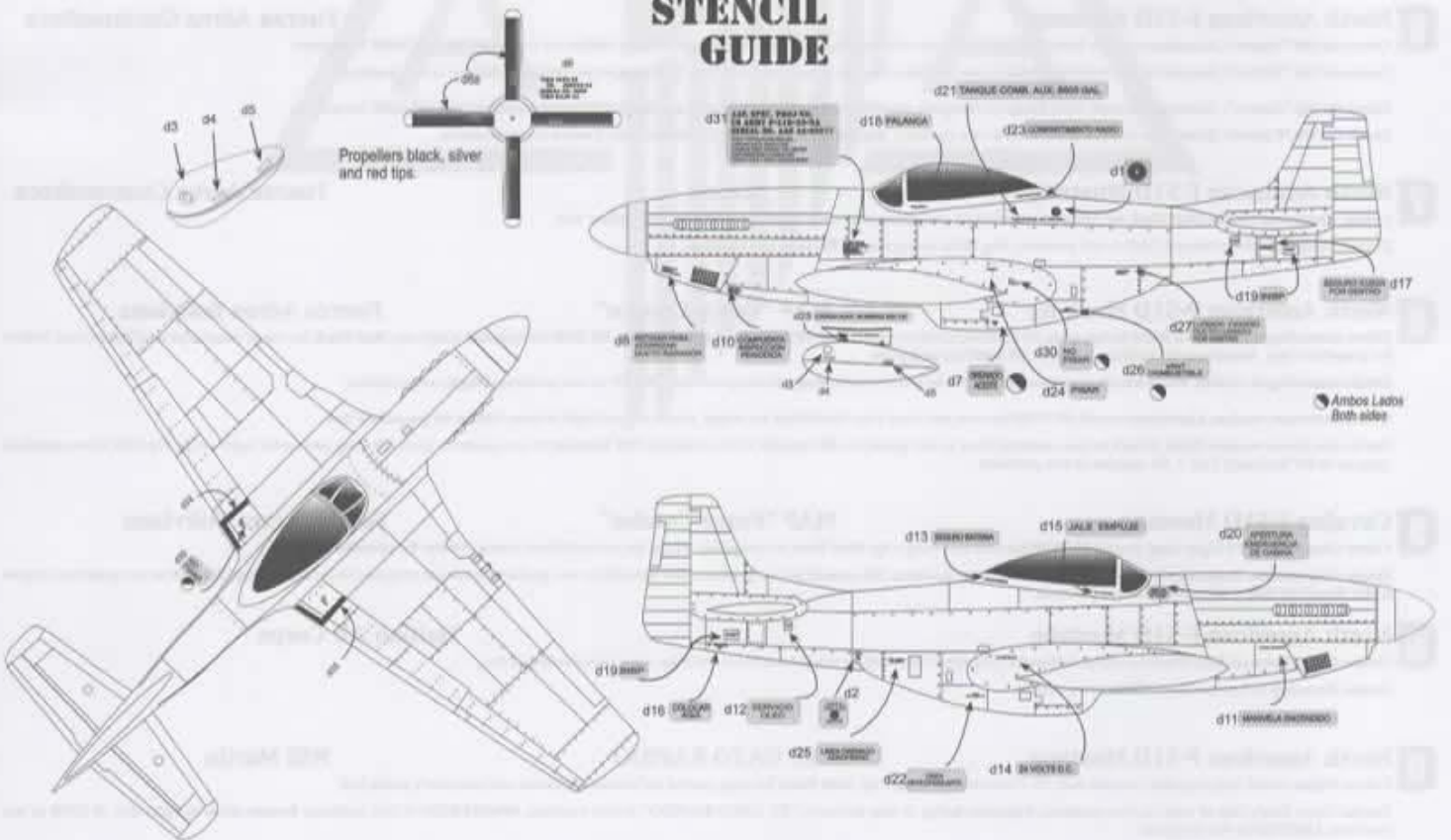
ALUMINUM PAINT GUIDE



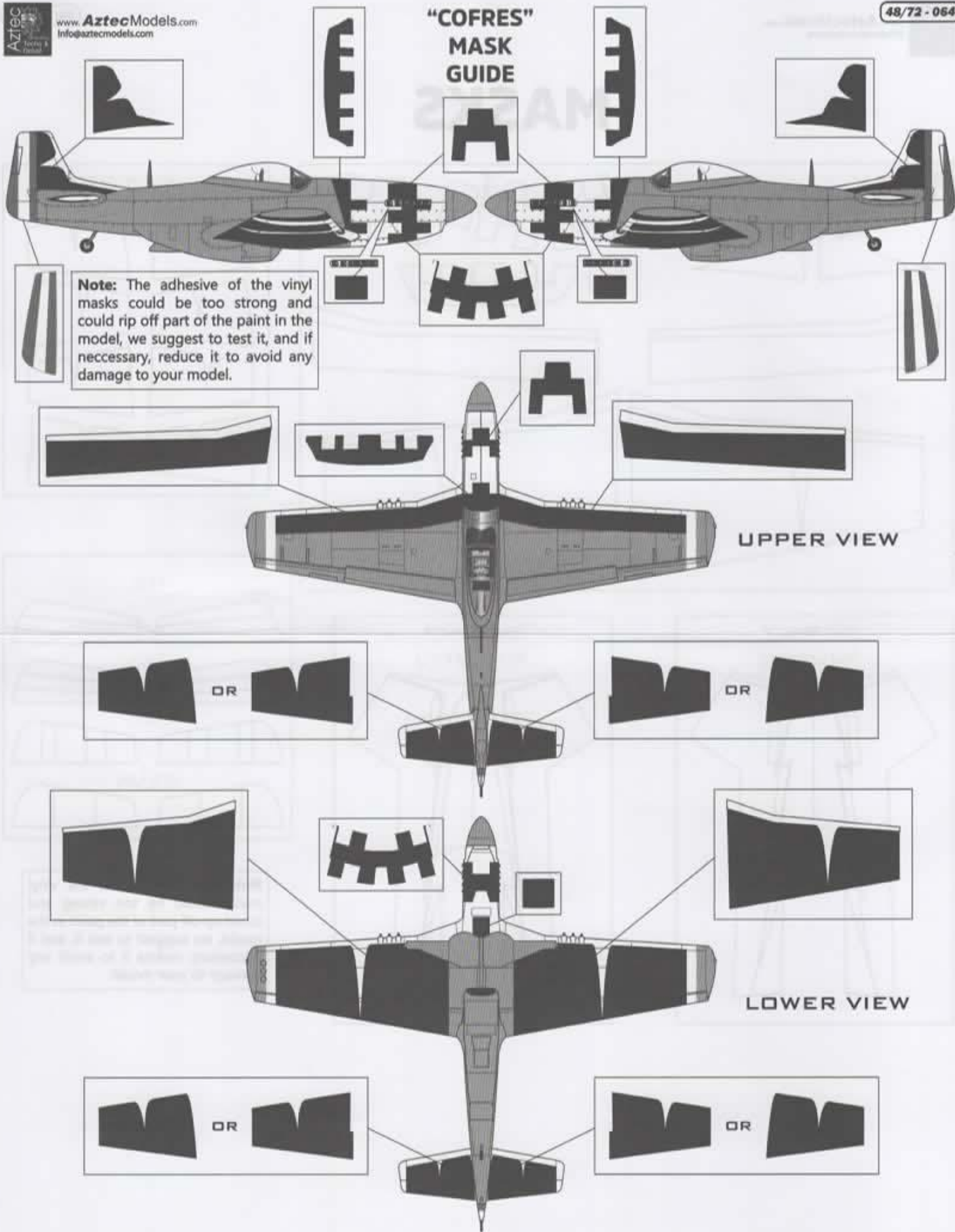
PROPELLERS AND SPINNERS' TYPE	
Country	Type
GUATEMALA	Hamilton Standard 11"2 cuffed
HAITI	Unknown
BOLIVIA	Aeroproducts
EL GATO	Unknown

Some Mustangs with Aluminum wings had some parts in Natural Aluminum, while others were Painted in Aluminum. This is not a general application for all Mustangs, some had its wings all in natural aluminum, so we suggest to check your references about the subject you want to build.

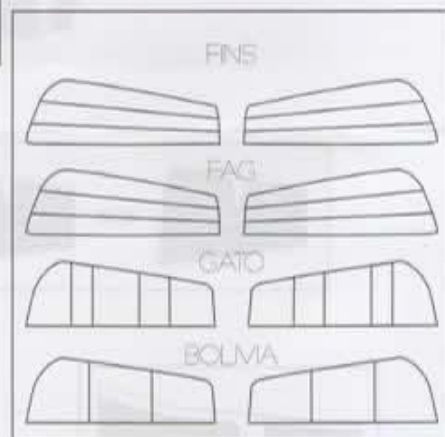
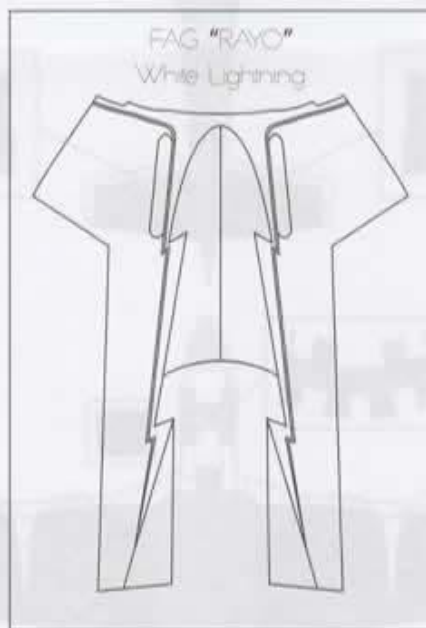
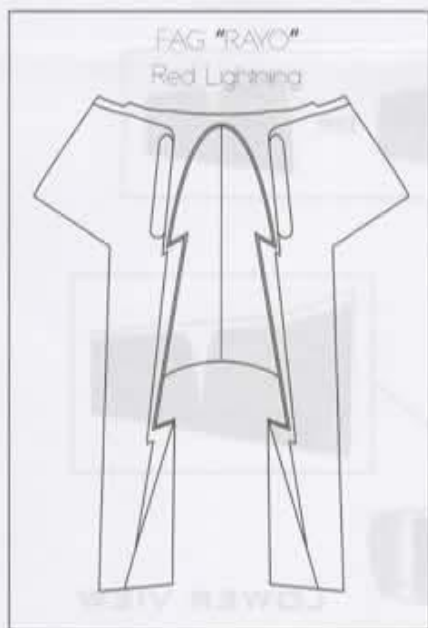

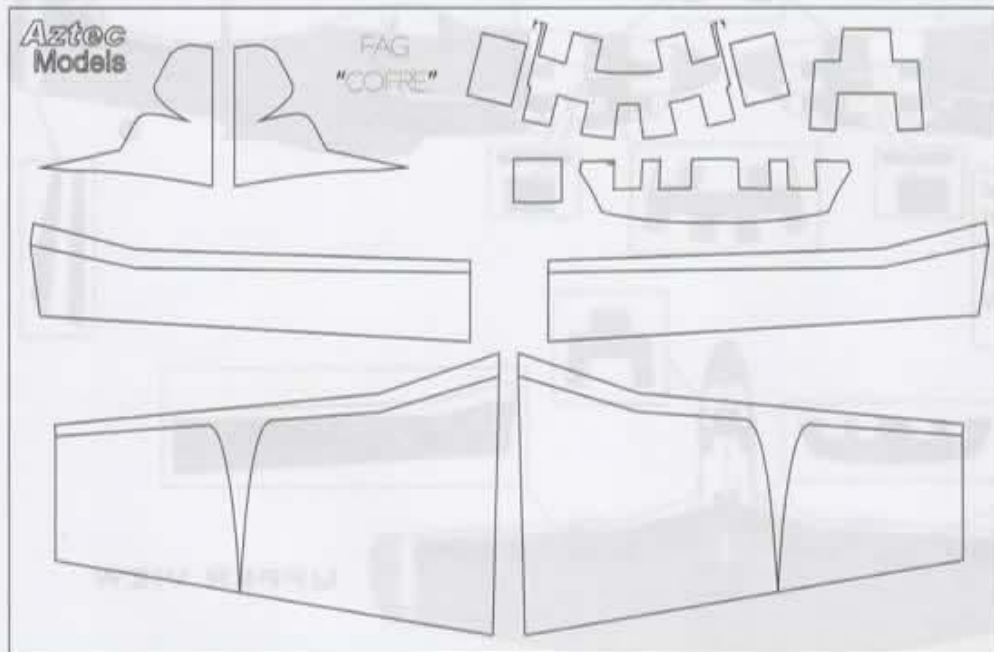
STENCIL GUIDE



"COFRES" MASK GUIDE



MASKS



Note: The adhesive of the vinyl masks could be too strong and could rip off part of the paint in the model, we suggest to test it, and if necessary, reduce it to avoid any damage to your model.



342 | 2 3 5 6 6 0 0 THE CAL-MINOR HALCON HALCON CUERVO CUERVO 0 0 6 5 3 3 2 | 342

FAG FAG 17 | 2 2 | 7 1 FAG FAG

3 2 | 0 0 3 3 4 5 6 6 5 4 3 3 0 0 3 2 |

FAB FAB LAZARUS LAZARUS LAZARUS **FAB FAB**

5 2 0 | 2 3 4 5 6 7 8 9 9 8 7 6 5 4 3 2 | 5 2 0

