

IYAOYAS



US Marine Corps, US Navy Ordnance Data sheet part I - 500lb bombs: Mk-82, BLU-111, GBU-12, GBU-38 - AGM-65E/F - AN/AAQ-28 LITENING II Pods

Copyright 2008 FLYING LEATHERNECKS

We recommend using the ordnance items from the following sets below:

1. AN/AAQ-28 LITENING II Pod:
 - The Tamiya 1/48 F-16C Block 25/32 kit includes the most accurate LITENING pod available.
 - The Hasegawa 1/48 AV-8B Harrier kits also include a decent LITENING pod.
 - Wolfpack Design, item number 48011 (use decals designed for the Hasegawa pod).
 - Isracast, item number 48013 (use decals designed for the Hasegawa pod).
2. AGM-65E/F:
 - Hasegawa Weapons set C.
 - LAU-117 Maverick launchers are available from Wolfpack Design, item number 48008.
 - Various kit supplied Maverick missiles can be used as well.
3. MK-82 / BLU-111 500 lb bombs:
 - Hasegawa Weapons set A
4. GBU-12 500 lb Laser Guided Bomb:
 - The GBU-12 included in the Tamiya 1/48 F-16C Block 25/32 kit are the most accurate available.
 - Hasegawa Weapons set D
5. GBU-38 500 lb JDAM:
 - Shawn Hull makes an outstanding GBU-38 in resin, item 48-21. Available direct from www.shullz4.com

Great reference photos of these ordnance items can be found at the following site:

- www.navy.mil
- click 'media resources', then photo gallery and type in item name.
- Of course, a quick Google search will also provide a good amount of photos.

The Federal Standard colors provided are the official colors called for in NAVAIR 01-1A-75. However, due to a number of factors, the color of bombs vary. Use photos available from Navy.mil or other publications to paint/weather accordingly. The LITENING pod and AGM-65E/F are the exception. It is very rare to find them 'weathered'.

The MK-80 series of bombs and the BLU series of bombs are physically identical. As there are dozens of variations, it would be difficult to list them all here. Most MK-80 series bombs are green, however, they can be gray. All BLU series bombs are gray.

The yellow stripe(s) on the nose of the bomb denotes it is High Explosive.

- One yellow stripe is a non-thermally protected HE bomb filled with H-6 explosive filler (Mk-82 only).
- Two yellow stripes is a Thermally Protected HE bomb filled with H-6 explosive filler (Mk-82 and BLU-111).
- Three yellow stripes is a Thermally Protected HE bomb filled with PBXN-109 explosive filler (BLU-111 only).

The scale drawings provided were drawn from the following sources and are accurate to within .50 +/- scale inches:

- NAVAIR 11-120A-1.1
- NAVAIR 11-120A-1.2
- Measurements taken from the actual ordnance items

ACKNOWLEDGMENTS

Flying Leathernecks would like to thank the following for their assistance:

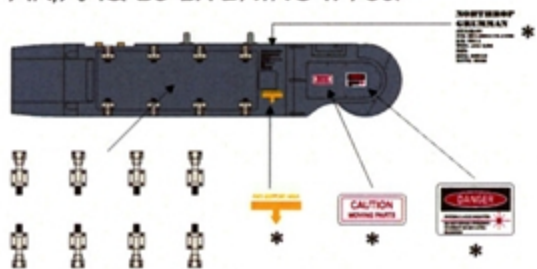
Instructors at the Ordnance School House (CNATT) aboard MCAS Cherry Point, NC.

MALS-11 Ordnance Division, MCAS Miramar

MALS-42 Ordnance Division, NAS Atlanta

US Marine Corps and US Navy Ordnance Stencil Data part I - 500lb bomb family (MK-82, BLU-111, GBU-12, GBU-38), AGM-65E/F Maverick, AN/AAQ-28 LITENING II Pod

AN/AAQ-28 LITENING II Pod



Fwd view



Fwd view stowed

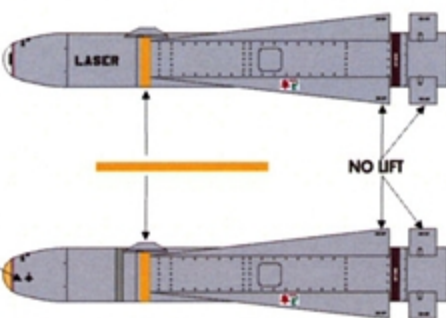
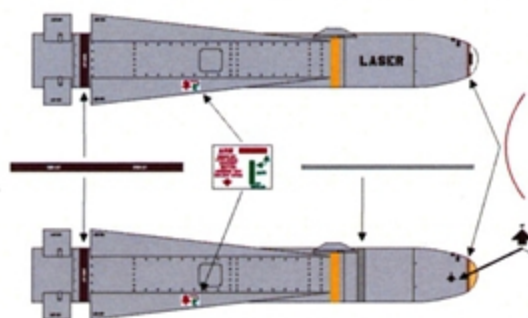


Aft view



* Both sides of pod

Note: Use decals designed for the Hasegawa pod on the Wolfpack Design and Isracast pods



AGM-65E Laser Maverick



AGM-65F IR Maverick

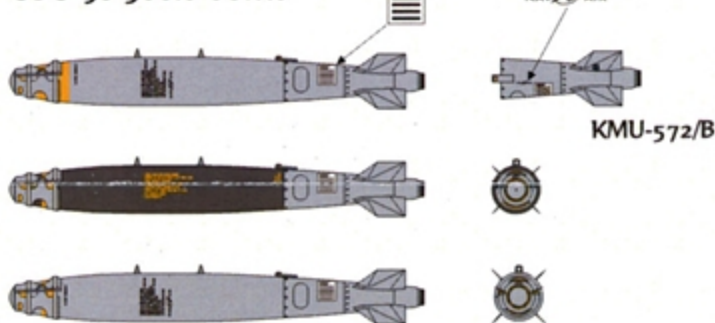
MK-82 500lb bomb



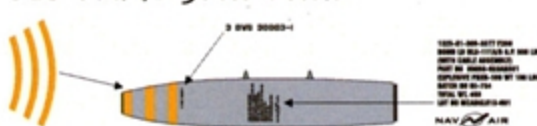
MXU-735 Nose Plug

M9044 Nose Fuse

GBU-38 500lb bomb

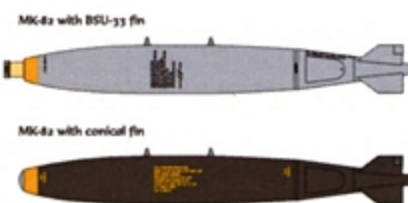
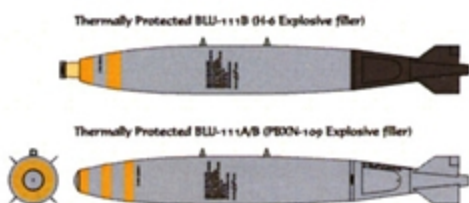


BLU-111A/B 500lb bomb



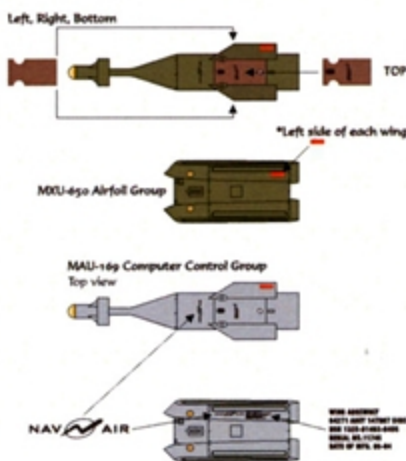
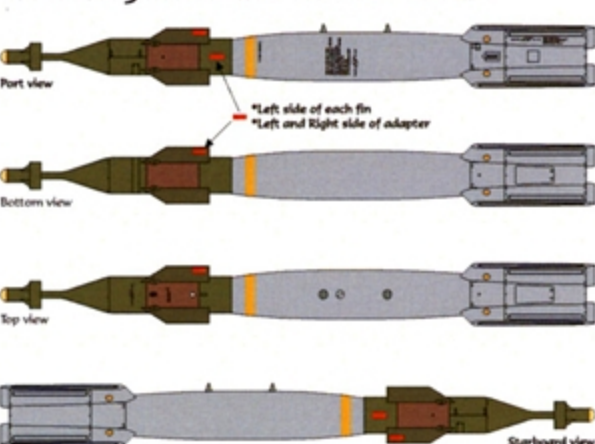
BSU-33

BSU-33




All drawings are 1/48 scale.

GBU-12 500lb Laser Guided Bomb



Examples of GBU-12 configurations



FS 36375
Light Ghost Gray



FS 36118
Gunship Gray



FS 34088 / 34087
Olive Drab



FS 34095
Medium Field Green