

B-1B LANCERS



9th BS Bats



SLAM 2

B-1B 86-0135 as employed during Operation DESERT FOX, 18 December 1998



37th BS Tigers



SLAM 5

B-1B 86-0102 as employed during Operation DESERT FOX, 19 December 1998



28th BS Mohawks



On Defense

B-1B 85-0067 from Dyess AFB, Texas 1998



127th BS Jayhawks

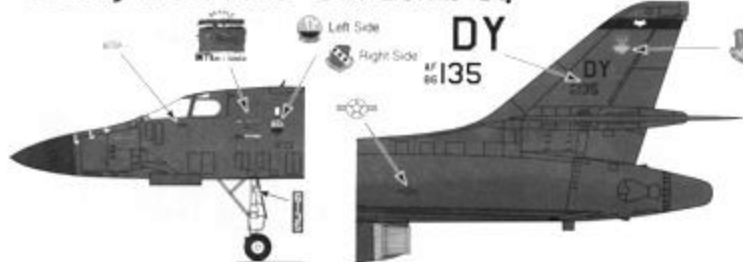


Wichita Thunder

B-1B 85-0080 of the Kansas Air National Guard 1998

This decal sheet provides markings for four Rockwell B-1Bs. Two of the subjects were used in the Lancer's first combat employment, the punitive air strikes against Iraq carried out in December, 1998 under Operation Desert Fox. One of these aircraft was also deployed overseas in April, 1999 in support of Operation Allied Force in the Balkans. The other jets represent the B-1B Operational Training Unit based at Dyess AFB, Texas, and the first reserve forces unit to fly the "Bone," the Kansas Air National Guard at McConnell AFB, Kansas.

Deadly Intentions 9th Bomb Sq



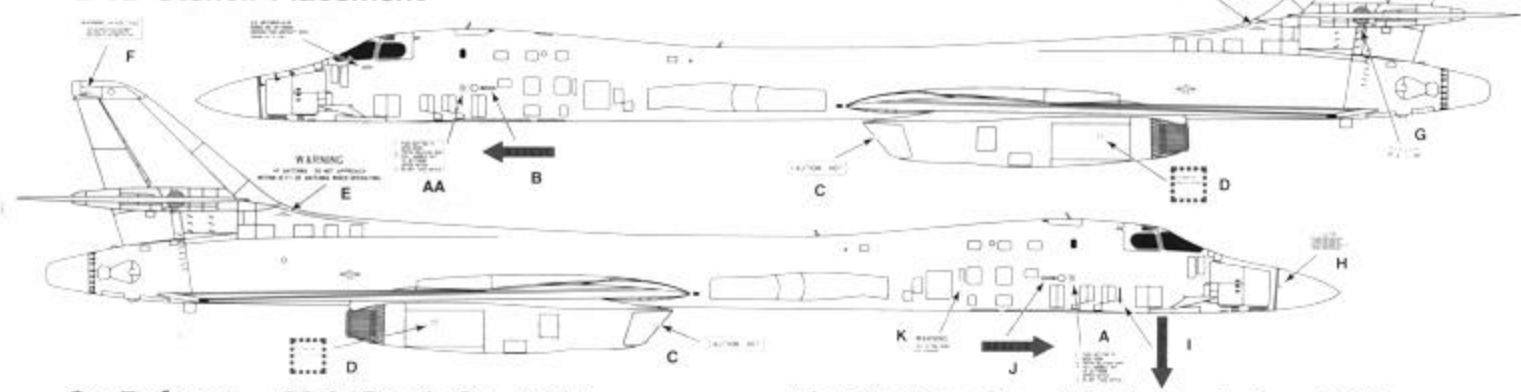
B-1B 86-0135, *Deadly Intentions*, of the 9th Bomb Squadron, 7th Bomb Wing, Dyess AFB, Texas. Participated in both days of Operation Desert Fox, 18 and 19 December 1998. Wing emblem on right fuselage in same location as squadron badge. Bats emblem on tail band.

Black Hills Sentinel 37th Bomb Sq

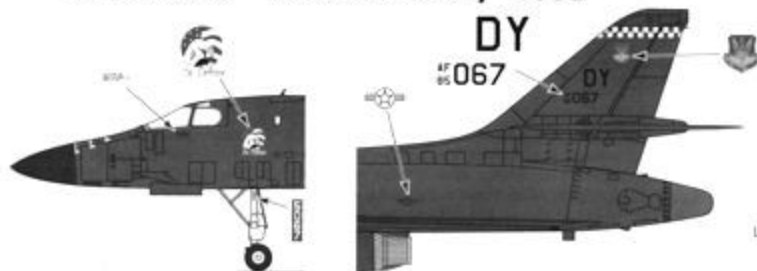


B-1B 86-0102, *Black Hills Sentinel*, of the 37th Bomb Squadron (Tigers), 28th Bomb Wing, Ellsworth AFB, South Dakota. Bombed Iraq on 19 Dec 1998 during Operation Desert Fox. 86-0102 also deployed for Operation Allied Force over Yugoslavia, 1999. Note no unit emblems displayed, nose art not carried after 1997. Solid style national insignia.

B-1B Stencil Placement

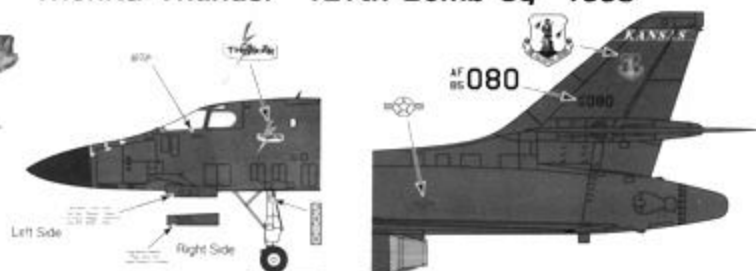


On Defense 28th Bomb Sq 1998



B-1B 85-0067, *On Defense*, of the 28th Bomb Squadron, 7th Bomb Wing, Dyess AFB, Texas. The 28th BS carried a blue and white checkered tail band. Outline style national insignia. Lancers fly without turkey feathers on their afterburners.

Wichita Thunder 127th Bomb Sq 1998



B-1B 85-0080, *Wichita Thunder*, 127th Bomb Squadron, 184th Bomb Wing, Kansas ANG, McConnell AFB, KS. Outline style of national insignia. LtCol Brad Link, the Aircraft Commander, is a goalie for the Wichita Thunder hockey team.

Kit Construction Notes

This is not intended to be comprehensive but merely a listing of the most prominent features you may wish to correct.

1. Only two pitot tubes are given, the real aircraft have six. The ones provided in the kit are located correctly in the center position.
2. Vortex generators on the rear fuselage and beneath the horizontal tails are not given.
3. Various antennas are missing, most noticeably the two large rectangular antennas on the forward part of the upper fuselage. These can be fabricated from plastic card.
4. The fabric where the wing sweeps into the fuselage is not represented.
5. Many small doors such as the ECS exhaust doors are not represented on the model.
6. Chaff and flare dispensers are not represented.
7. The two small square UHF antennas on the fuselage spine provided in the kit are now swept to the rear.
8. Engine air intakes have prominent airfoil-shaped Radar Cross-Section Reduction vanes. See drawing below.
9. B-1s currently are flying without turkey feathers on their afterburner cans. Remove the ten small larrings from the kit engine pots. They aren't on the real jet.

General Markings Notes

1. All windows have a thin metal border.
2. Wing sweep fabric areas Light Ghost Gray FS36375.
3. Nose art reportedly removed for Desert Fox operations.
4. Although the aircraft is painted overall Gunship Gray, many dielectric panels often differ slightly in shade.
5. 23rd BS unit emblems, although not carried by On Defense, are carried by many other squadron aircraft and are included in the decal as options for the modeler.

Walkway Areas

No walkway striping is provided with these decals. The striping is FS 36081 Dark Gray and 1/24th inch wide in 1:48 scale. Specialty decal sheets with black (very close to FS 36081) striping are available from other manufacturers. The walkways on the B-1 are simple and could be painted with minimal hassle by inverse masking. Paint the area Dark Gray where the walkways are to go and mask them over using the proper width graphic tape for whatever masking material you prefer. Paint over the area with Gunship Gray and then remove the mask. Voila - instant walkways!

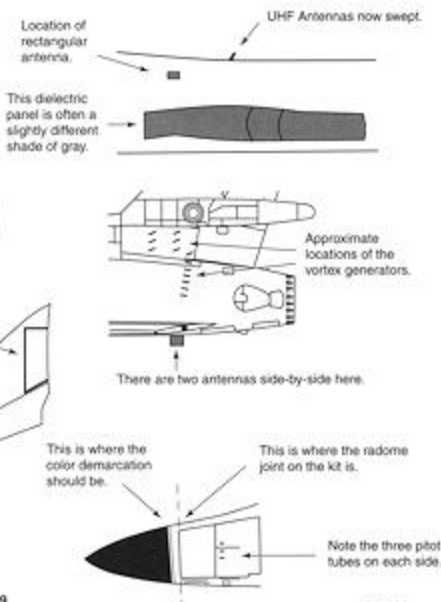
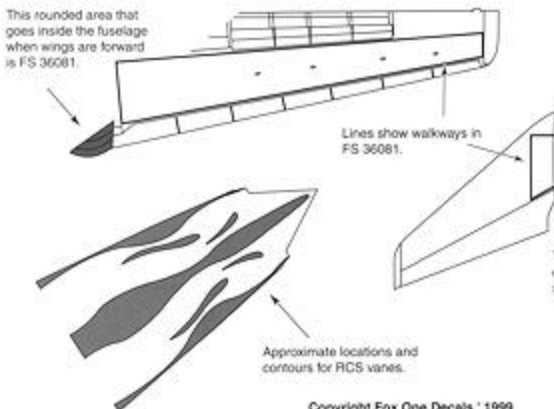
References

1. B-1 Lancer in Detail & Scale #37, Wayne Wachsman, 1990.
2. B-1B Bomber, Osprey Combat Aircraft Series, Lindsay Peacock, 1987.
3. Rockwell B-1B Lancer, World Airpower Journal No.24, Spring 1996.
4. Private photo collections.
5. Website: <http://users.ox.ac.uk/~daveh/Military/b-1/>
6. Desert Fox, World Airpower Journal No.38, Fall 1999.

Acknowledgements

Maj Robert "Ibn" Liebman, Chief MSgt Dave Everhart and MSgt Bill Corie of the Kansas Air National Guard, Maj Matt Bartlett of the 7th Bomb Wing, Frank Crenshaw, and Peter E. Davies.

This rounded area that goes inside the fuselage when wings are forward is FS 36081.

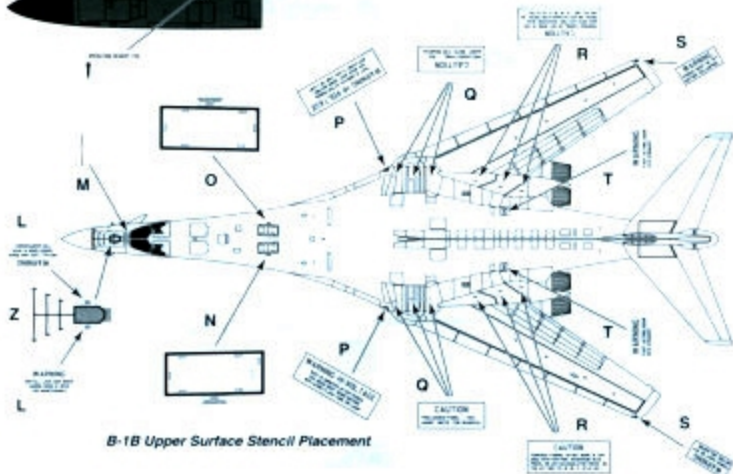


B-1B Lancer Paint Scheme

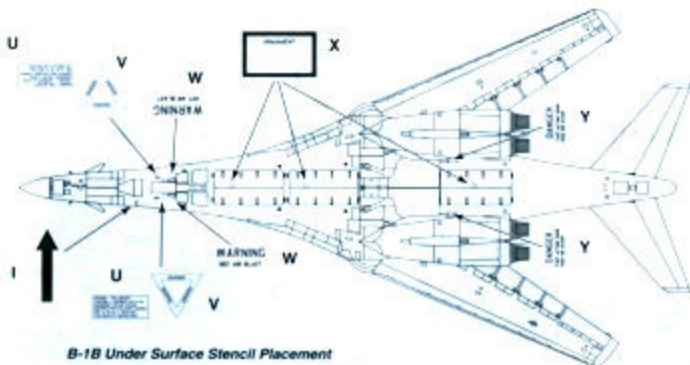
- Upper Surfaces: Matt Gunship Gray FS 36118
- Nose Radome: Dark Gray FS 36081
- Landing Gear, Wheel Wells: Gloss White FS 17875
- Metal Areas

For the
Monogram/Revell 1/48 Scale
B-1B Lancer Kit

Mission marker for Operation Desert Fox as carried by 86-0102 under the aircraft commander's window. Aircraft appeared this way at RAF Fairford in support of Operation Allied Force bombing operations over Yugoslavia, April 1999.



B-1B Upper Surface Stencil Placement



B-1B Under Surface Stencil Placement

What other aircraft would you like to see?
Contact me, Ben Backes, at:

Fox One Decals PO Box 12111 Wichita KS 67277-2111

Custom Art By

