

EagleCals
EC#106

1/72
 1/48 1/32

P-47D

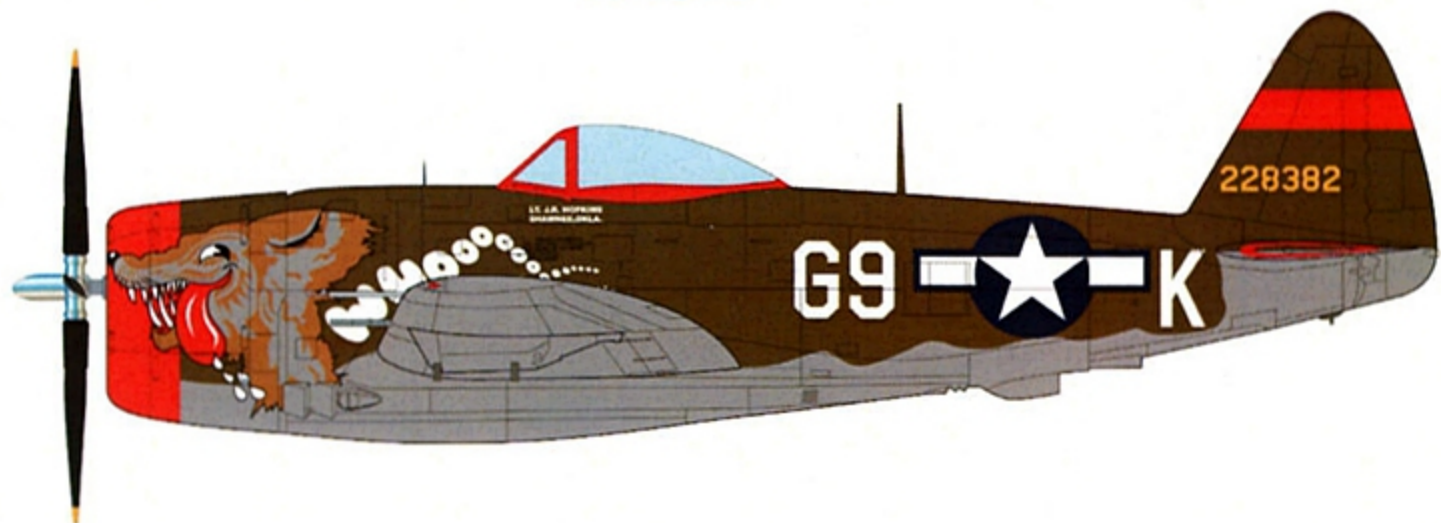
THUNDERBOLT

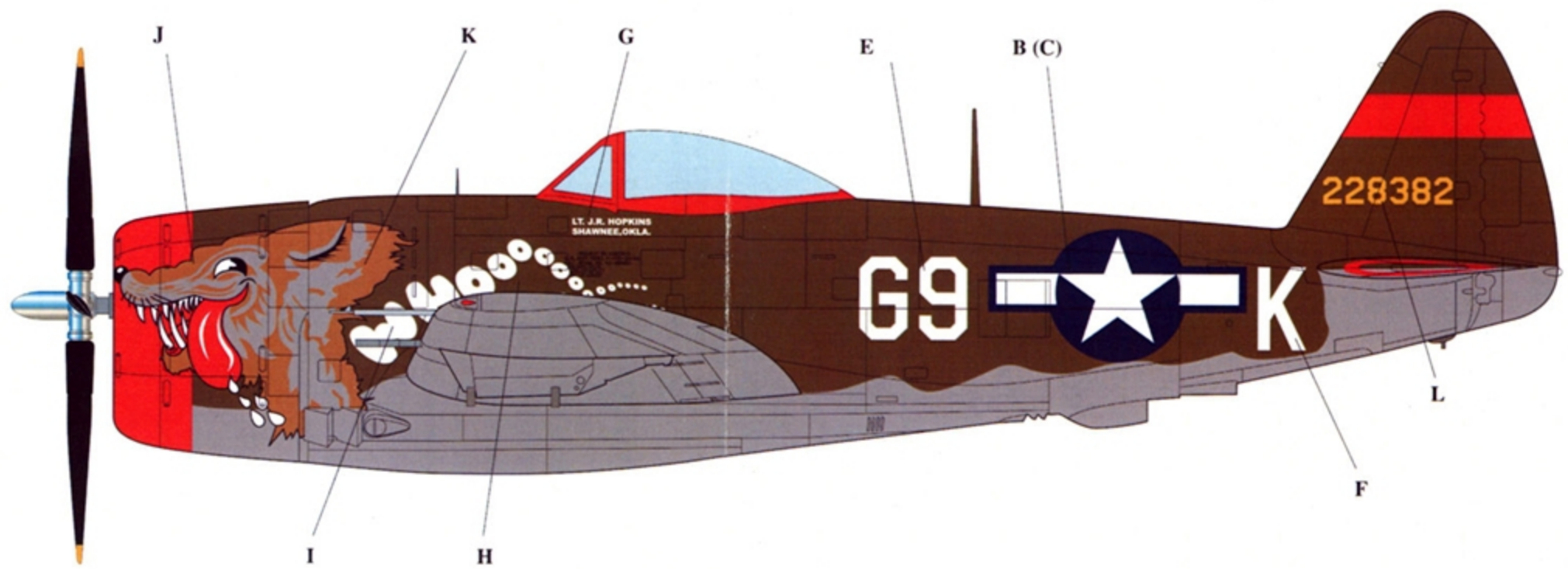



THE TROJAN WARHORSE
P-47D-27-RE
79TH FG




WHOOO...
P-47D-26-RA
405TH FG

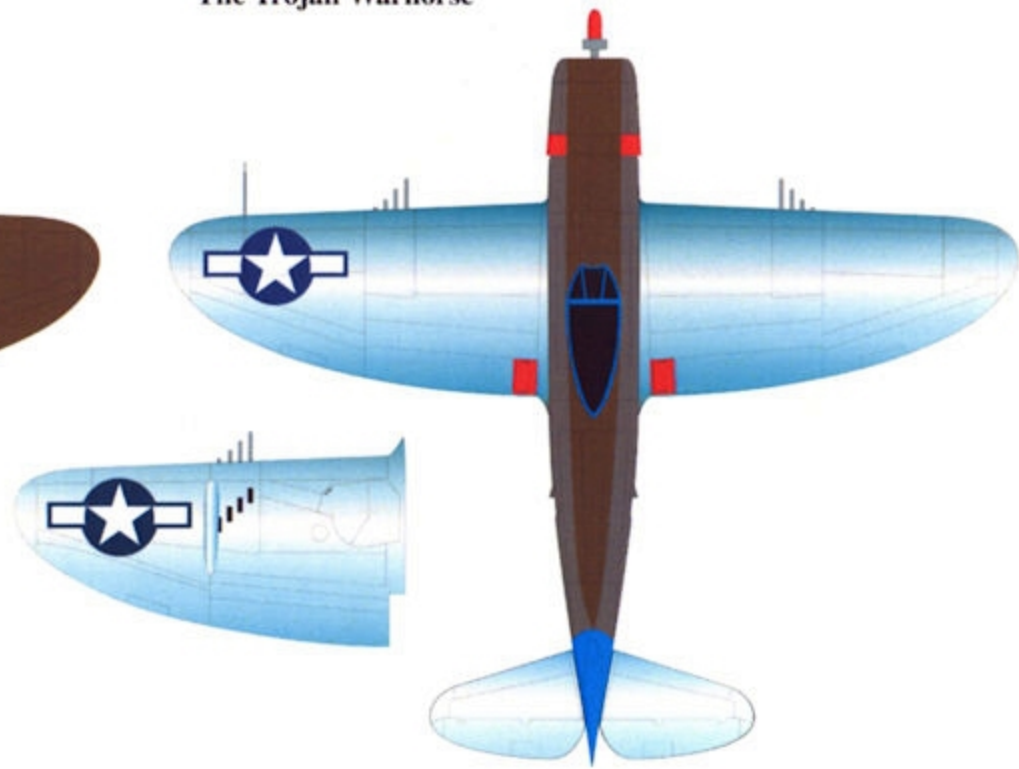




Whooo...



The Trojan Warhorse



Please note that it is possible The Trojan Warhorse had a second national insignia under the left wing as well (either A or D).

EagleCals #106

P-47 Ds

THE TROJAN WARHORSE & WHOOO...

- Designed for use with the Hasegawa 1/32nd scale kit of the P-47D. The Revell kit can also be used.
 - In 1/48th scale, look for kits from Academy, Tamiya and Hasegawa.
-

References:

- 1) Bodie, Warren. *Republic's P-47 Thunderbolt: From Seversky to Victory*
 - 2) Kinzey, Bert. *P-47 Thunderbolt Detail and Scale Vol. 54*
 - 3) Nolte, Reginald. *Thundermonsters over Europe*, Sunflower Press, 1986.
 - 4) Hall, Alan and Graser, Norris. *Republic P-47 Thunderbolt: Warpaint Special No. 1*, Hall Park Books
 - 5) WHOOO research Norris Graser. Photos supplied by Jim Hopkins and Graser collection
-

THE TROJAN WARHORSE X65 P-47D-27-RE SN Unknown 79th FG

Pilot: Unknown. The Trojan Warhorse was attached to the 12th Air Force in Italy and the 79th FG used colorful Yellow lightning bolts on a Blue background as its tail I.D. markings. Earlier photos of this P-47 show the name THE TROJAN WARHORSE applied but without the large Blue horse artwork. The squadron code X65 was applied in a segmented stencil pattern. Later, the horse would be added and the codes filled in making a solid design.

Colors: Natural metal overall. OD glare panel. Cowl flaps: Red. Tail: Blue on vertical surfaces only.

Prop: Curtiss Electric Symmetrical

Dorsal Fin: Fitted

National Markings: Factory Standard

Stencils: Factory Standard

WHOOO... G9 ★ A P-47D-26-RA SN 42-28382 405th FG

Pilot: Lt. James R. Hopkins was a late in the war replacement pilot (joining the 405thFG and assigned to the 509thFS flying his 1st mission on Dec 8, 1944.) who completed 48 missions.

Colors: Uppersurfaces: Olive Drab/neutral Gray. Prop; natural metal. Canopy frame and cowl ring Red.

Lowersurfaces: Neutral Grey, late in the war possibly Medium Sea Gray

Tail ID markings: Red on horizontal and vertical surfaces.

Prop: Curtiss Electric Symmetrical

Dorsal Fin: Not fitted.

National Markings: Factory Standard

Stencils: Factory Standard

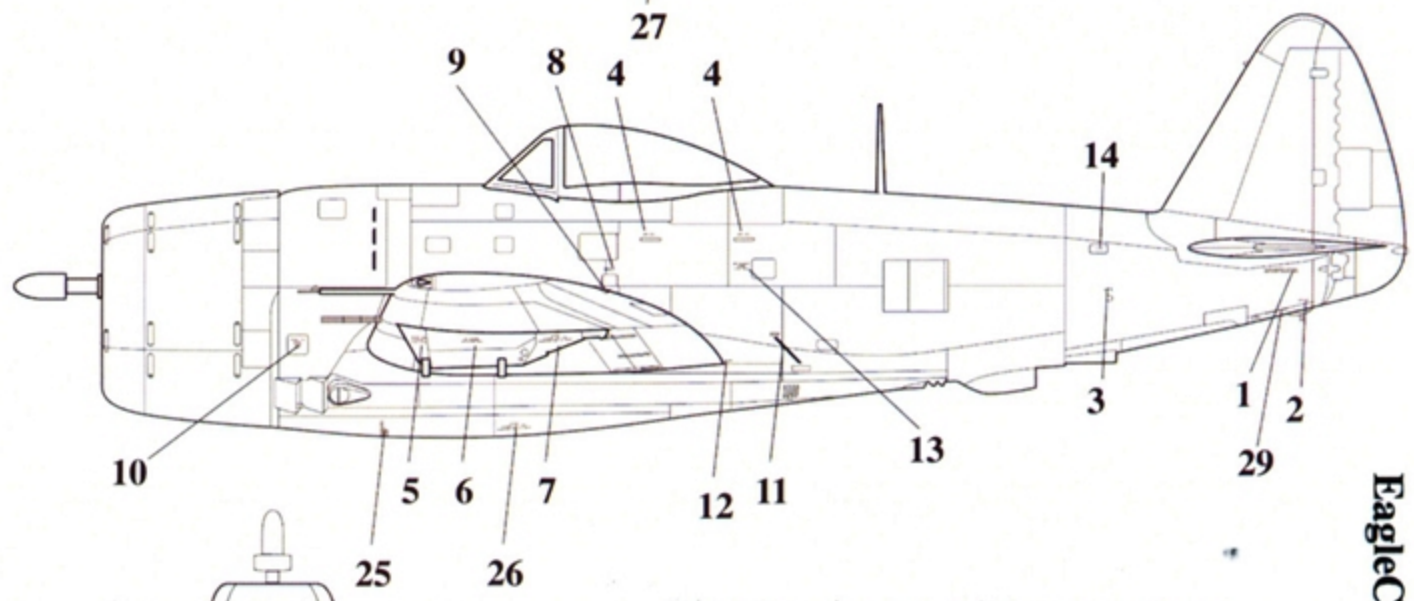
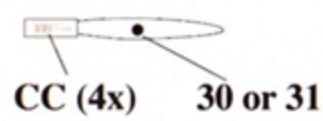
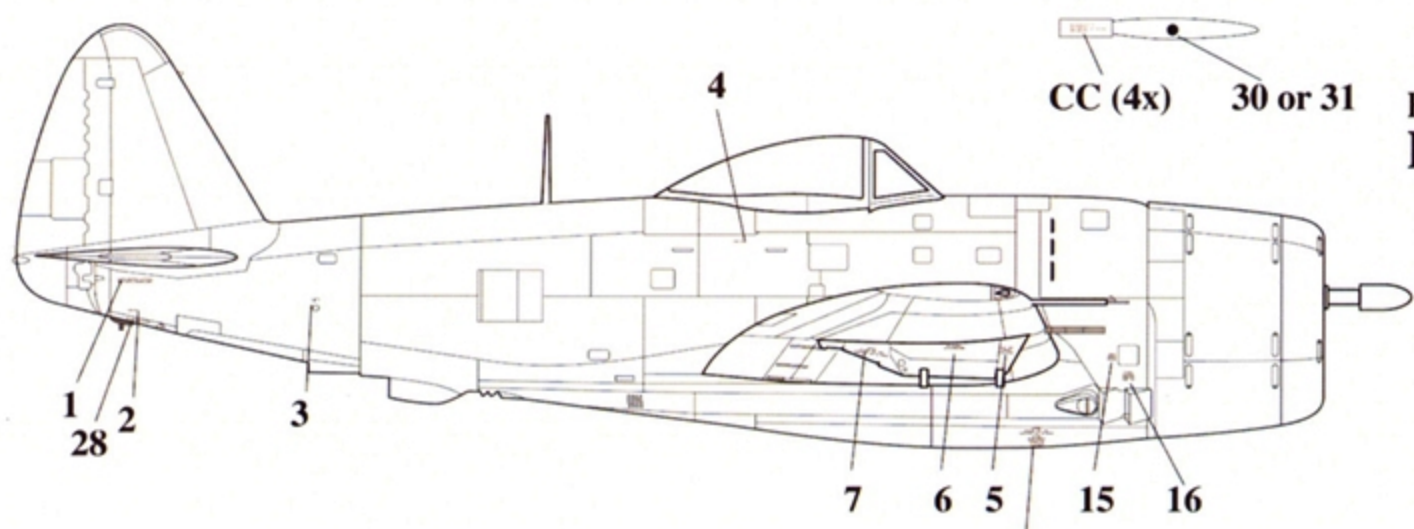
© 2007 Eagle Editions Ltd.

Research for WHOOO supplied by Norris Graser, images as provided by Norris Graser collection
P.O. Box 580 Hamilton MT 59840

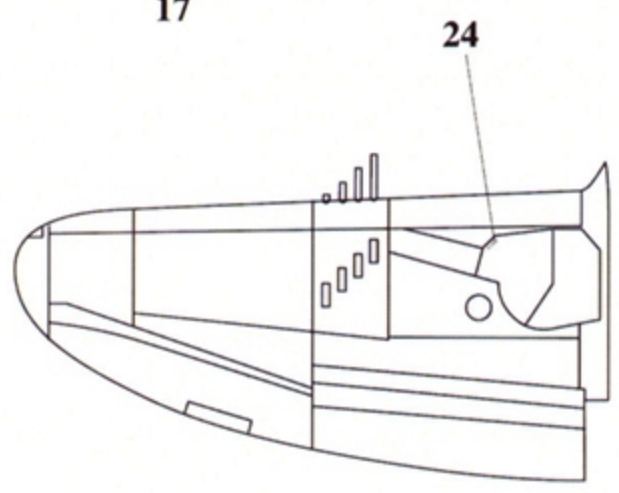
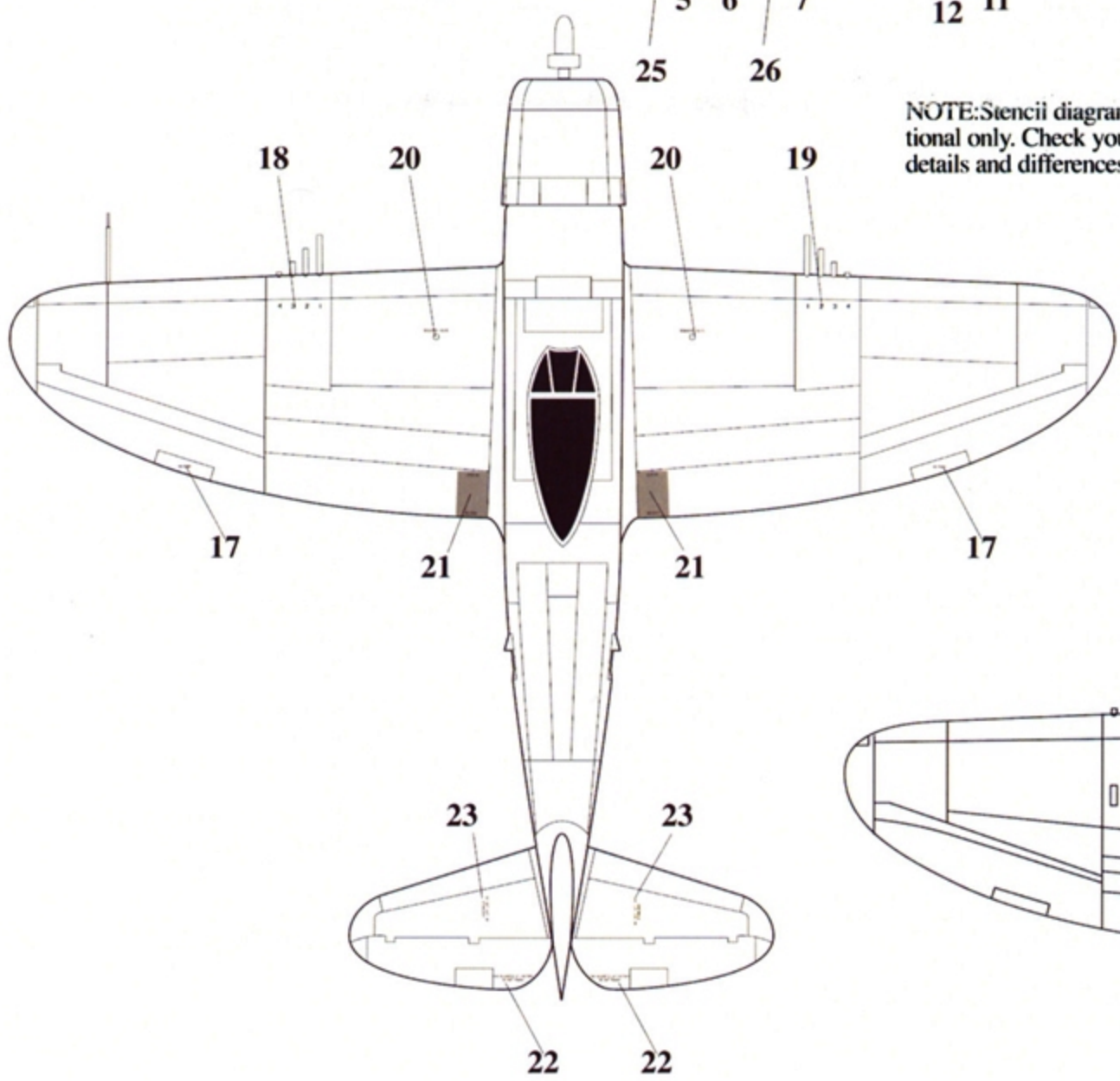
www.eagle-editions.com

No copies may be reproduced without written consent from publisher Eagle Editions Ltd.

The color schemes depicted are the artist's interpretations of the available photographic references only.
The final decision resides with the modeler. Publisher wishes to thank Mark Proulx for additional research.



NOTE: Stencil diagram drawings are representational only. Check your references for the specific details and differences between variants.



WHOOO...

P-47D-26-RA SN 42-28382 405th FG

Flown by Lt. James R. Hopkins



Pictured here is Lt Woodward who often flew WHOOO but Hopkins was the assigned pilot.

The idea for the distinctive nose art came from Hopkins high school whose football team was known as the wolves. For Jim, the finishing touch had to be the high speed howl of the wolf written down the side of the fuselage.

Of note: Whooo was earlier assigned to 61st FS/56thFG ace Donovan Smith. Smith had the P-47 painted in a very non standard 3 tone Green/Gray camouflage and decorated with his Ole' Cock III artwork.



The large distinctive artwork was applied by Eli Gutierrez, the main 509th FS squadron artist.