

LIMITED EDITION!

CED48221

FW 190D-9

Dashing Doras Part 1

Fw 190D-9
II./JG 6



Fw 190D-9
III./JG 54



Fw 190D-9
II./JG 6



Fw 190D-9
13./JG 51



Recommended kit:
Tamiya Fw 190D-9

**Cutting
Edge**

MODELWORKS

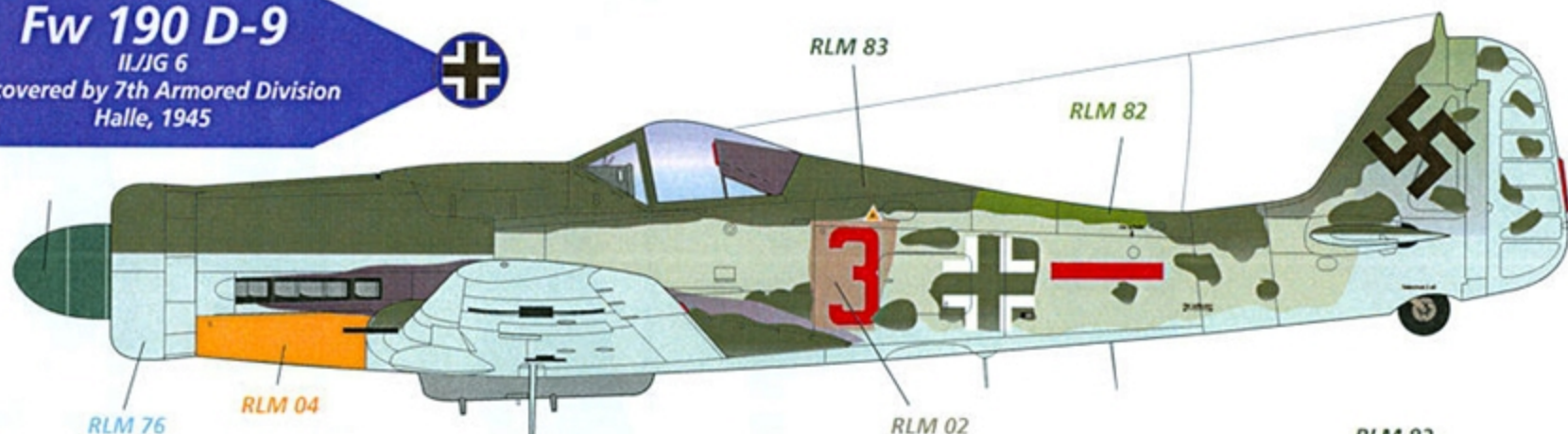
P.O. Box 3956
Merrifield, VA 22116
USA

www.meteorprod.com

Fw 190 D-9

II/JG 6

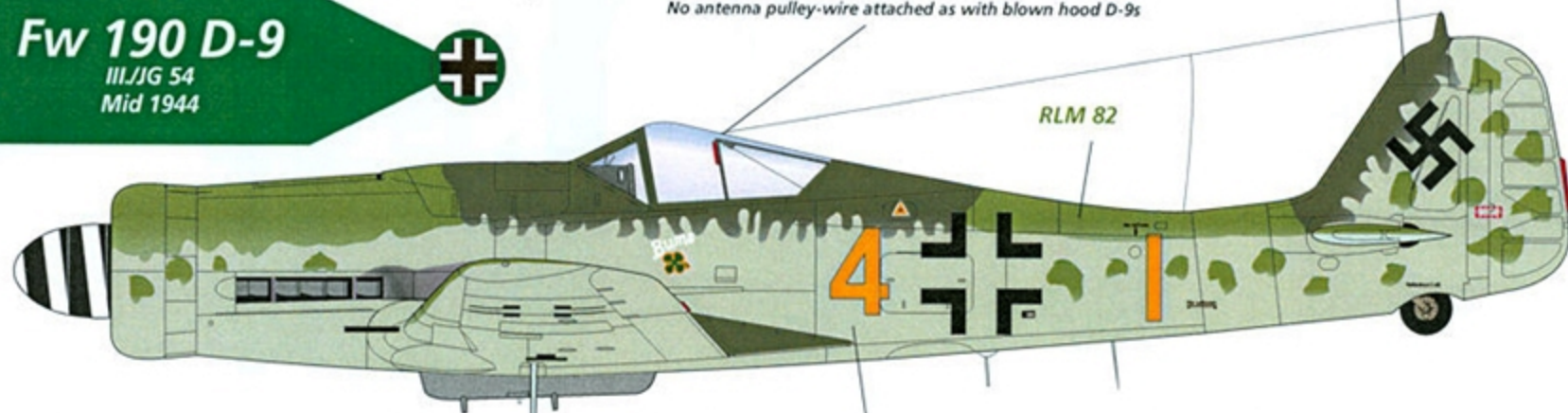
Discovered by 7th Armored Division
Halle, 1945



Fw 190 D-9

III/JG 54

Mid 1944

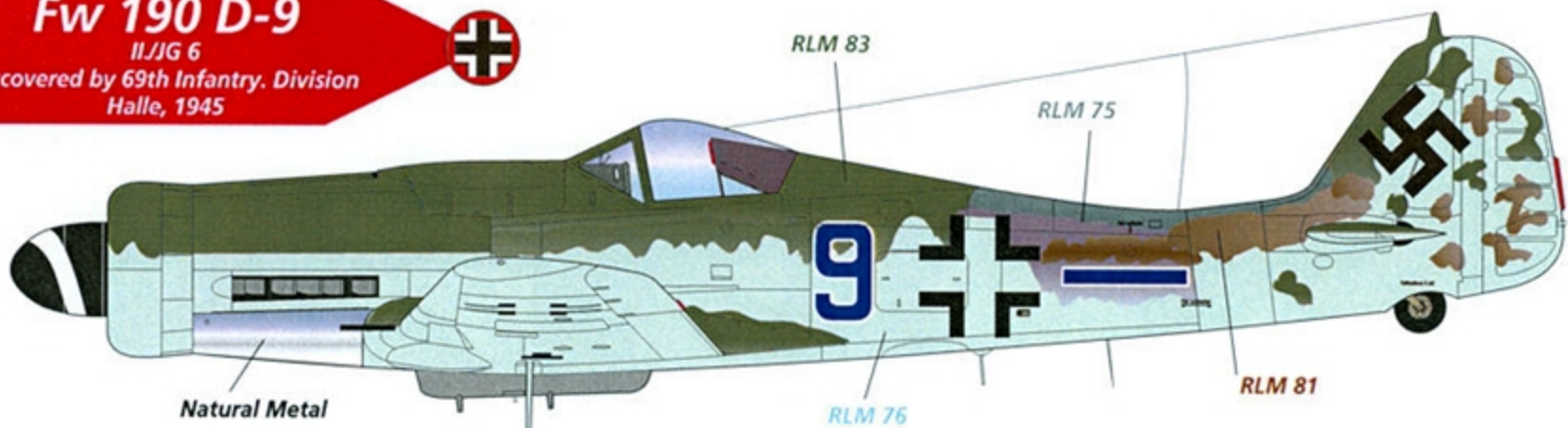


RLM 87 (late war green-blue color often referred to as RLM 84)

Fw 190 D-9

II/JG 6

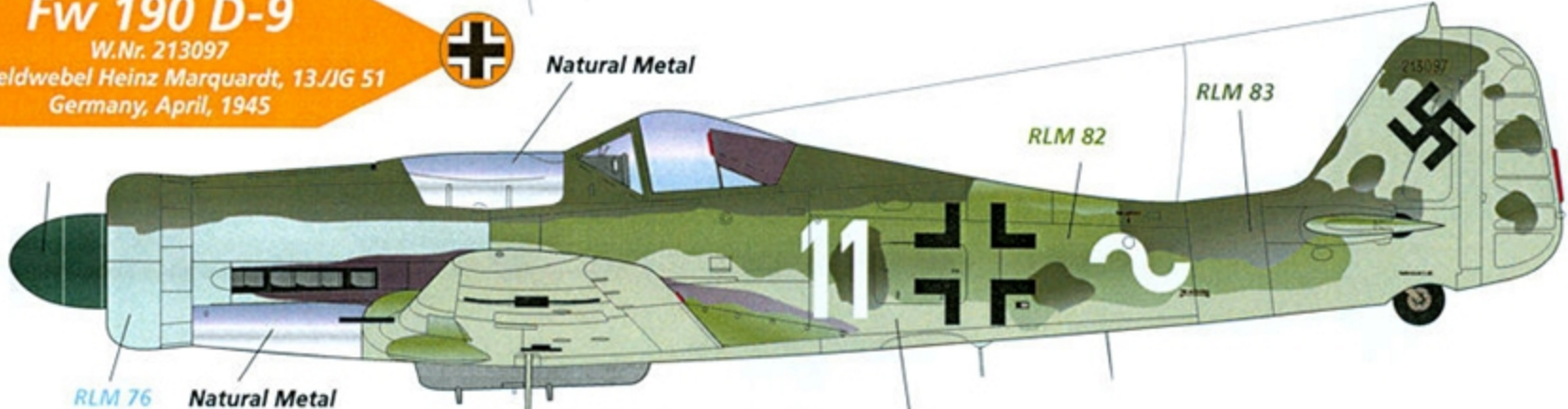
Discovered by 69th Infantry Division
Halle, 1945



Fw 190 D-9


W.Nr. 213097

Oberfeldwebel Heinz Marquardt, 13/JG 51
Germany, April, 1945



RLM 87 (late war green-blue color often referred to as RLM 84)

White 11 (pattern also applicable to Red 3 and Blue 9)

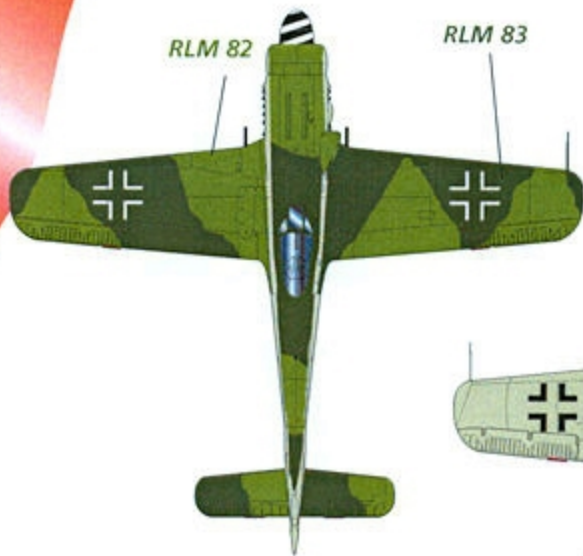


RLM 82/83



RLM 82

RLM 83



Yellow 4 (pattern also applicable to Red 3 and Blue 9)



RLM 82? (late war green-blue color often referred to as RLM 84)

...available from

Meteor



Productions

P.O. Box 3956, Merrifield, VA 22116 USA

☎ 703/971-0500 FAX 703/971-8111

www.meteorprod.com

Write, call, or visit our home page to order our 120+ page catalog of decals, kits, conversions, tools, books, magazines, etc., and we'll send it to you right away!

© Cutting Edge Modelworks, 2003



Red 3

- This Dora started life with a standard 75/83/76 factory scheme which was later 'greened-up' in the field with RLM 82 over the 75 and a fogging of RLM 84 (yes, we know there isn't any "official" color designated 84, but we use it for clear identification of this color only).
- Previous aircraft number '7' has been painted out with RLM 02.
- The published reference indicates the number was red, but we think it might have been black, so we have included this decal in both colors.

Blue 9

- The lower cowl panel is noticeably darker than the rest of the undersides. We think it may be natural metal, but RLM 04 yellow is also an option.

White 11

- The forward fuselage assemblies were often painted before mating with the mid fuselage. We believe this accounts for the hodgepodge paint job on this D-9. The rear fuselage is 83/84/82, while the forward cowl is 76/83.
- The cowl and wing gun covers and lower cowl panel are all unpainted natural metal.
- The gear covers have been fogged over with 82 or 83 to aid in ground concealment.

Applying the Decals

You probably already know all this stuff, so feel free to use your regular process; however, if you're new to aftermarket decals, here goes:

- Generally, use the Microscale Finishing System. We don't recommend extremely strong decal solvents such as Solvaset.
- Your model must have a smooth, glossy surface, as decals won't adhere well to matte surfaces. Use gloss paints or your favorite clear gloss overspray over matte or semigloss paint.
- Cut each subject out without trimming off the slight excess film (this helps the decal film disappear when dry).
- Put the decal in warm water that has a drop or two of liquid dishwashing soap or photo-flo for 10 seconds.
- When the decal will slide off the backing paper without forcing it, apply it to the proper position on your model. Slide the backing paper out from underneath.
- Gently blot off excess water and smooth out bubbles under the decal surface. If you wish, carefully brush on a mild decal softener such as Micro-Sol.
- When all decals are completely dry, gently wash off all excess decal adhesive.
- Finally, overcoat your model with a good quality gloss coat, followed by your choice of matte or eggshell clear topcoat.

FS 595 Color Cross Reference

RLM 02	Xtracolor X201, Floquil 303271, Polly Scale 505075
RLM 04	Xtracolor X213, Floquil 303269, Polly Scale 505017
RLM 70	Xtracolor X204, Floquil 303241, Polly Scale 505055, Pro Modeler 88-0043RLM 75 Xtracolor X207, Polly Scale 505060, Floquil 303249, Gunze Sangyo H069/H057
RLM 76	Xtracolor X208/138, Polly Scale 505061, Floquil 303251, Pro Modeler 88-0042, Gunze Sangyo H062, Modelmaster 1731, Tamiya XF66
RLM 81	Xtracolor X210, Floquil 303263, Polly Scale 505070
RLM 82	Xtracolor X211, Floquil 303265, Polly Scale 505071
RLM 83	Xtracolor X212, Floquil 303267, Polly Scale 505072