


C-130H

"GUARD HERKS"



**4 MARKING OPTIONS
FOR AIR NATIONAL GUARD TRANSPORTS
DESIGNED FOR THE ITALERI KIT**

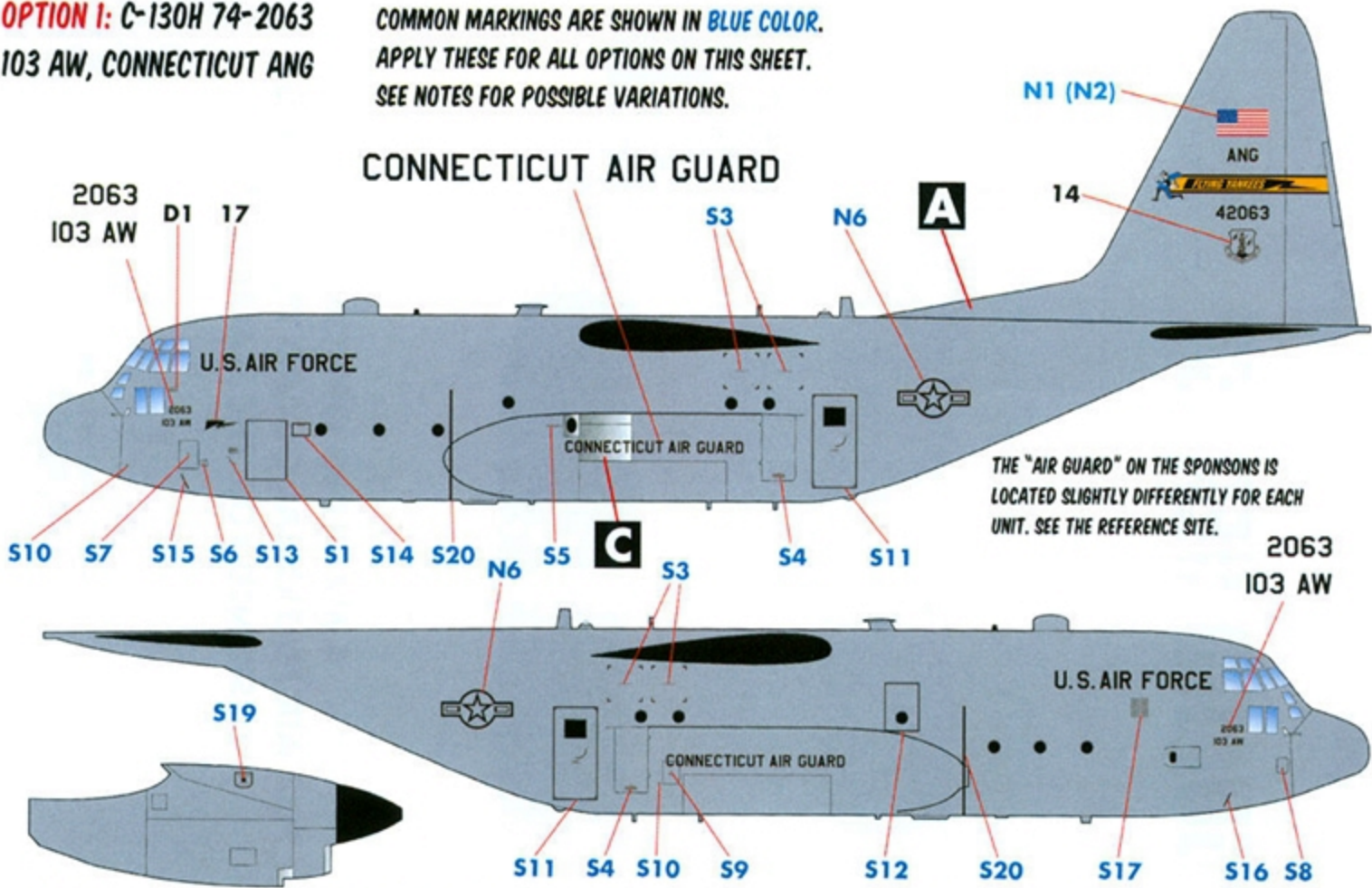
1/48 SCALE

DECALS PRINTED BY



OPTION 1: C-130H 74-2063
103 AW, CONNECTICUT ANG

COMMON MARKINGS ARE SHOWN IN **BLUE COLOR**.
 APPLY THESE FOR ALL OPTIONS ON THIS SHEET.
 SEE NOTES FOR POSSIBLE VARIATIONS.



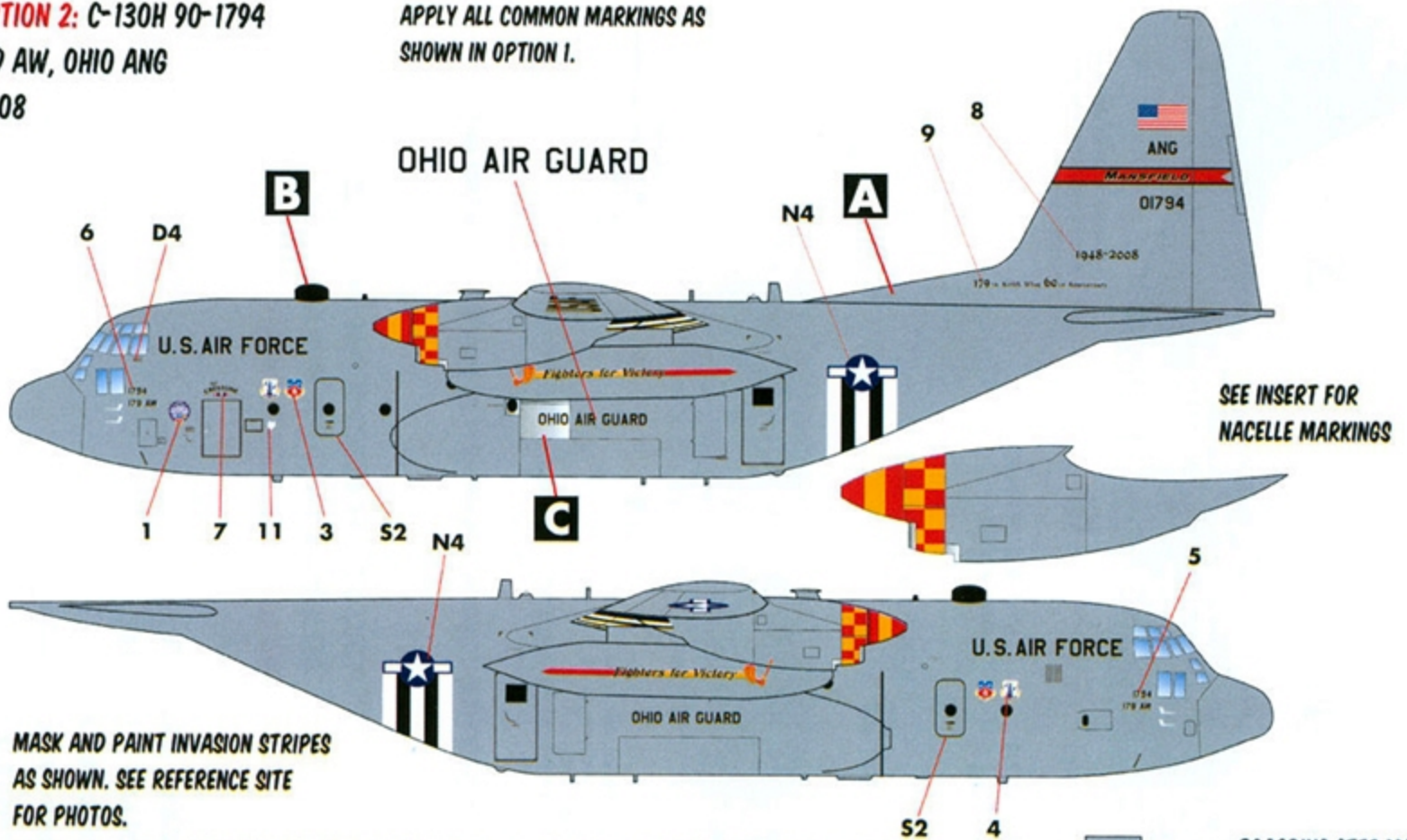
APPLY OIL FILLER CAP MARKING (DECAL S19) ON ALL FOUR NACELLES ON THIS SIDE OF THE NACELLE ONLY.

DECAL S17 IS A REPLACEMENT FOR THE GRID IN THIS LOCATION. ITS USE IS OPTIONAL.

A LARGER, PRINTABLE COPY OF THIS DIAGRAM IS AVAILABLE ONLINE AT THE REFERENCE SITE. SEE LAST PAGE FOR THE ADDRESS.

OPTION 2: C-130H 90-1794
179 AW, OHIO ANG
2008

APPLY ALL COMMON MARKINGS AS SHOWN IN OPTION 1.



MASK AND PAINT INVASION STRIPES AS SHOWN. SEE REFERENCE SITE FOR PHOTOS.

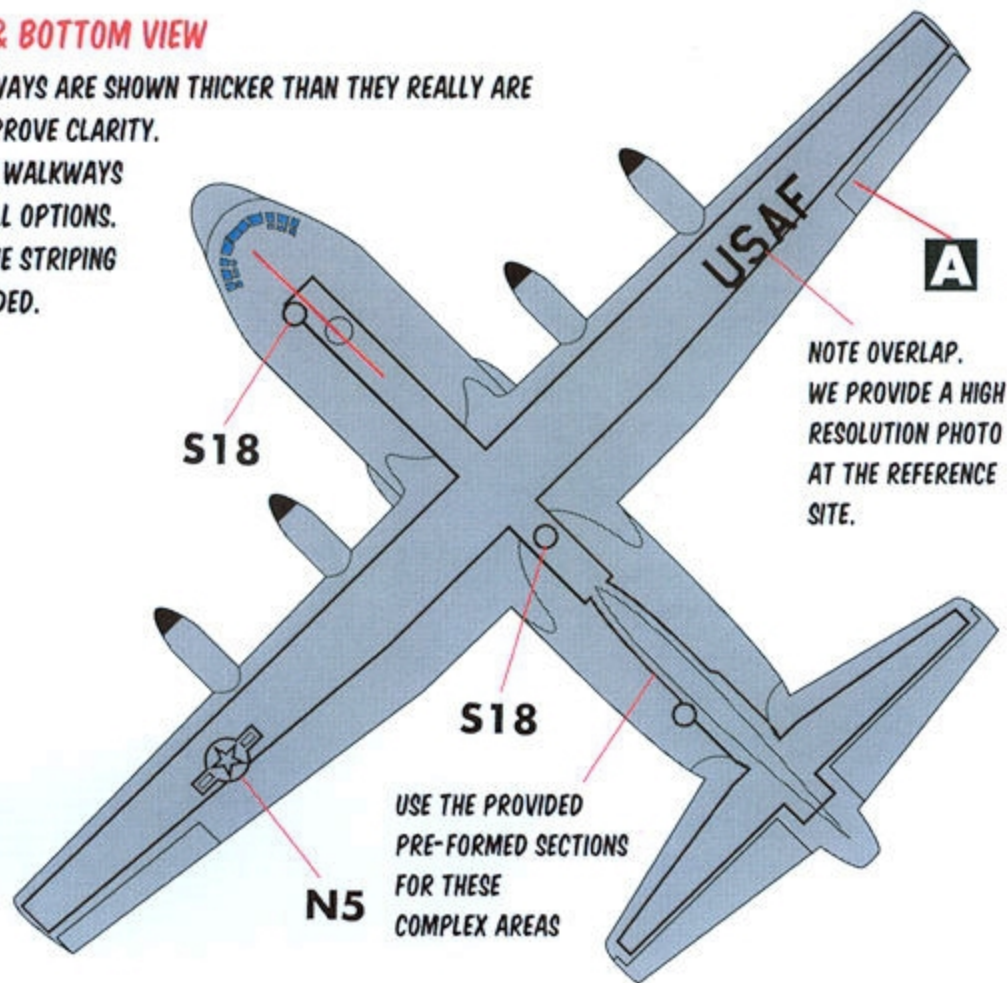
NACELLE DECALS ARE DESIGNED TO FIT THE RESIN C-130H NACELLES MADE BY "ATTACK SQUADRON". WE HIGHLY RECOMMEND THE USE OF THIS PRODUCT TO CORRECT THE ITALERI KIT NACELLES.

BOARDING STEP MARKING
 SEE REFERENCE SITE

TOP & BOTTOM VIEW

WALKWAYS ARE SHOWN THICKER THAN THEY REALLY ARE TO IMPROVE CLARITY.

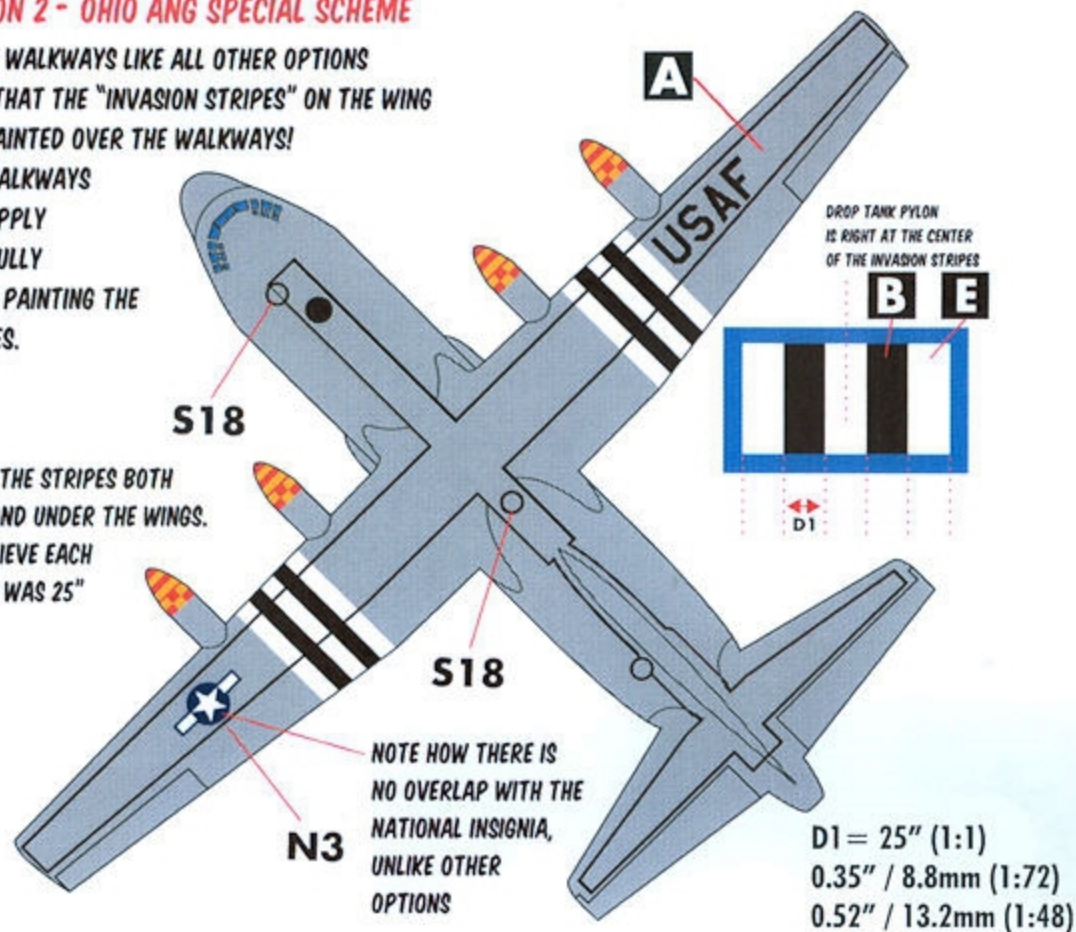
APPLY WALKWAYS FOR ALL OPTIONS. USE THE STRIPING PROVIDED.



OPTION 2 - OHIO ANG SPECIAL SCHEME

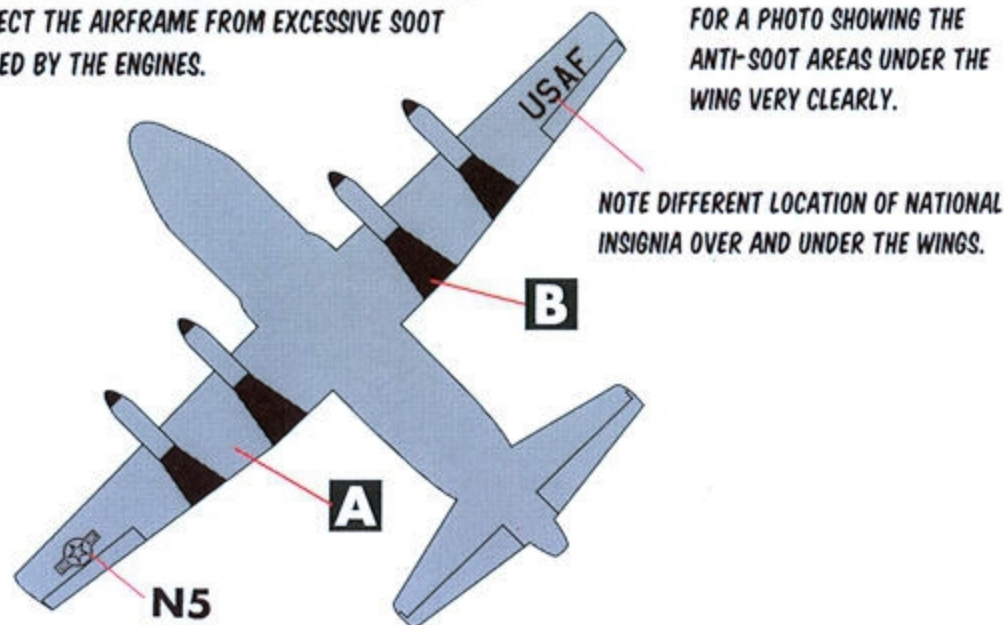
APPLY WALKWAYS LIKE ALL OTHER OPTIONS
NOTE THAT THE "INVASION STRIPES" ON THE WING ARE PAINTED OVER THE WALKWAYS!
CUT WALKWAYS AND APPLY CAREFULLY AFTER PAINTING THE STRIPES.

APPLY THE STRIPES BOTH OVER AND UNDER THE WINGS. WE BELIEVE EACH STRIPE WAS 25" WIDE.



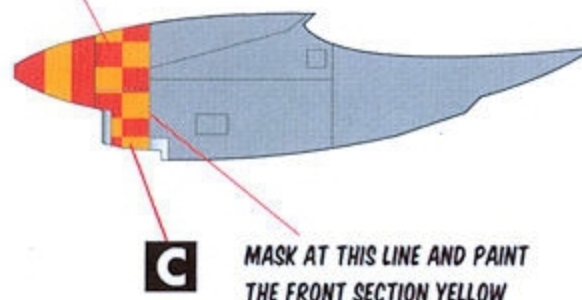
THE AREAS BEHIND THE NACELLES ARE PAINTED BLACK TO PROTECT THE AIRFRAME FROM EXCESSIVE SOOT GENERATED BY THE ENGINES.

SEE REFERENCE SITE FOR A PHOTO SHOWING THE ANTI-SOOT AREAS UNDER THE WING VERY CLEARLY.



OPTION 2 - ENGINE NACELLES

APPLY "L" ON THIS SIDE (PORT)
"R" ON THE OTHER (STARBOARD)



USE THE EXTRA SQUARES PROVIDED FOR CORRECTIONS/ REPAIRS.

THE REFERENCE SITE HAS SEVERAL PHOTOS OF THE NACELLES. VISIT FOR MORE INFORMATION

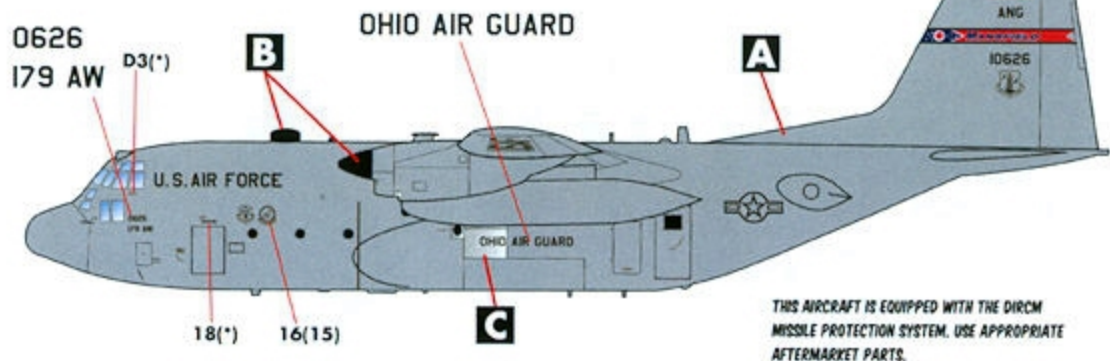
WE STRONGLY RECOMMEND THE USE OF RESIN REPLACEMENT NACELLES BY "ATTACK SQUADRON" / ARMA HOBBY OF POLAND. THESE PARTS ARE VERY ACCURATE AND GREATLY IMPROVE THE KIT.

THE ITALERI KIT IN BOTH SCALES WAS BASED ON THE C-130A, AND THE NACELLES ARE VERY INACCURATE FOR A C-130H.

THE DECALS ARE DESIGNED FOR THE ATTACK SQUADRON PARTS.

OPTION 3: C-130H 81-0626
179 AW, OHIO ANG

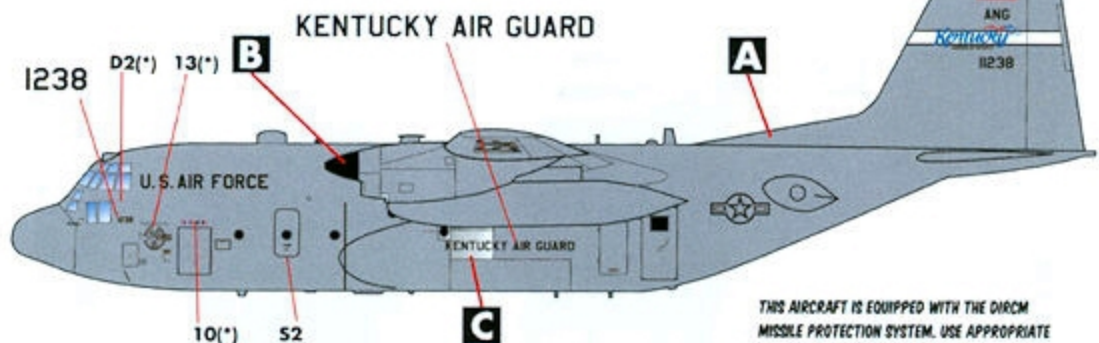
APPLY ALL COMMON MARKINGS AS SHOWN IN OPTION 1.



THIS AIRCRAFT IS EQUIPPED WITH THE DIRCM MISSILE PROTECTION SYSTEM. USE APPROPRIATE AFTERMARKET PARTS.

OPTION 4: C-130H 91-1238
123 AW, KENTUCKY ANG

APPLY ALL COMMON MARKINGS AS SHOWN IN OPTION 1.



THIS AIRCRAFT IS EQUIPPED WITH THE DIRCM MISSILE PROTECTION SYSTEM. USE APPROPRIATE AFTERMARKET PARTS.

THIS AIRCRAFT IS EQUIPPED WITH ESCAPE HATCHES ON EITHER SIDE. DECAL S2 IS ONLY APPLICABLE TO AIRCRAFT WITH ESCAPE HATCHES.

APPLY DECAL S2 IN THE SAME POSITION ON EITHER SIDE. SEE OPTION 2 AS AN EXAMPLE.

NUMBERS IN PARENTHESES DENOTE THE DECAL TO BE APPLIED TO THE OTHER SIDE. (*): THIS SIDE ONLY

PLEASE VISIT THE REFERENCE PAGE FOR PHOTOS,
AND INFORMATION TO HELP WITH YOUR MODEL:
WWW.CARACALMODELS.COM/REFERENCES/CD48122

- A** AMC GRAY (FS36173)
- B** FLAT BLACK (FS37038)
- C** NATURAL METAL
- D** CHROME YELLOW (FS33538)
- E** FLAT WHITE (FS37875)

Caracal Models
PO Box 92141
Austin, TX 78709
info@caracalmodels.com
<http://www.caracalmodels.com>